

Proceedings of **Researchfora**



International Conference



 **29th - 30th July, 2021 | Venue: New Delhi, India**

In Association with



PROCEEDINGS OF
RESEARCHFORA
INTERNATIONAL CONFERENCE
NEW DELHI, INDIA

Organized by



Date of Event:

29th – 30th July, 2021

Event Co-Sponsored by



Corporate Address

INSTITUTE OF RESEARCH AND JOURNALS

Plot No-30, Dharma Vihar, Khandagiri, Bhubaneswar, Odisha, India

Mail: info@iraj.in, www.iraj.in

Publisher: **Institute for Technology and Research (ITRESEARCH)**

© 2021, Researchfora International Conference, New Delhi, India

ISBN: 978-93-90150-32-8

Edn: 81

No part of this book can be reproduced in any form or by any means without prior written permission of the publisher.

Disclaimer: Authors have ensured sincerely that all the information given in this book is accurate, true, comprehensive, and correct right from the time it has been brought in writing. However, the publishers, the editors, and the authors are not to be held responsible for any kind of omission or error that might appear later on, or for any injury, damage, loss, or financial concerns that might arise as consequences of using the book.

Type set & printed by:

Institute for Technology and Research (ITRESEARCH)

Bhubaneswar, India

About IRAJ:

Institute of Research and Journal (IRAJ) is an advanced Non-profit technological forum registered under Peoples Empowerment Trust, situated at Bhubaneswar, Odisha, for the Researchers & Scholars “to promote the progress of Science and Technology” by displaying their knowledge in the vicinity of Science and Technology for the service of mankind and the advancement of the general welfare.

Objective of IRAJ:

- ❖ To provide a world class platform to researchers to share the research findings by organizing International/National Conferences.
- ❖ To use the research output of the conference in the class room for the benefits of the students.
- ❖ To encourage researchers to identify significant research issues in identified areas, in the field of Science, Engineering, Technology and Management.
- ❖ To help dissemination of their work through publications in a journal or in the form of conference proceedings or books.
- ❖ To help them in getting feedback on their research work for improving the same and making them more relevant and meaningful, through collective efforts.
- ❖ To encourage regional and international communication and collaboration; promote professional interaction and lifelong learning; recognize outstanding contributions of individuals and organizations; encourage scholar researchers to pursue studies and careers in circuit branches and its applications.
- ❖ To set up, establish, maintain and manage centers of excellence for the study of /on related subjects and discipline and also to run self supporting projects for the benefit of needy persons, irrespective of their caste, creed or religion.

About RESEARCHFORA:

Researchfora is a **non-profit organization** that promotes the Engineering and Technology, related latest developments and issues to be discussed and experimented through interactions amongst the researchers and academician across the globe at a common platform in association with **The IIER**.

Conference Committee

Program Chair:

Dr. P. Suresh

M.E, Ph.D. Professor and Controller of Examinations,
Karpagam College of Engineering.,
Coimbatore, India

Conference Manager:

Mr. Bijan Kumar Barik

Conference Convener:

Miss. Sajita Das, Researchfora

Mob: +91- 8895188531

Publication and Distribution Head:

Mr. Manas Ranjan Prusty, IRAJ, India

INTERNATIONAL ADVISORY MEMBERS

Prof. Goodarz Ahmadi,

Professor, Mechanical and Aeronautical Engineering, Clarkson University, USA

Dr Chi Hieu Le,

Senior Lecturer, University of Greenwich. Kent ME4 4TB. United Kingdom

PROF. (ER.) Anand Nayyar

Department of Computer Applications & I.T.KCL Institute of Management and Technology, Jalandhar
G.T. Road, Jalandhar-144001,Punjab, India.

Prof. R. M. Khaire,

Professor, Dept. Of Elex. and Telecommunication, B, V University, India

Dr.P.Suresh,

Professor, Karpagam College of Engineering, Coimbatore, Tamilnadu

Mark Leeson

Associate Professor (Reader)

Area of Expertise: nanoscale communications,
evolutionary algorithms, network coding and communication systems

Dr. P. K. Agarwal

Professor, Deptt. of Civil Engineering, MANIT Bhopal ,Ph. D: IIT Kanpur

M.E: Civil Engg.IIT Roorkee, Membership: Indian Road Congress (IRC), Institute of Urban Transport (IUT)

Shahriar Shahbazpanahi

Islamic Azad University,

Department of Civil Engineering, Sanandaj, Kurdistan, Iran, PhD (Structural Engineering),

University Putra Malaysia, Malaysia

Harun Bin Sarip

Head of Research and InnovationDept, UniKL-MICET

Doctorate: Université de La Rochelle, France

Member: International Society of Pharmaceutical Engineer, Singapore Chapter

Dr. Buchari Lapau

Professor ,Pekanbaru Hang Tuah Institute of Health (STIKes HTP),

Riau, Indonesia

Dr.Bilal Ali Yaseen Al-Nassar

The World Islamic Sciences and Education University (WISE)

Faculty of Business and Finance

Department of Management

Information System (MIS), Amman- Jordan

Dr. Md. Al-Amin Bhuiyan

Associate Professor

Dept. of Computer Engineering

King Faisal University

Al Ahssa 31982, Saudi Arabia

Prof. (Er.) Anand nayyar

Department of Computer Applications & I.T.
KCL Institute of Management and Technology, Jalandhar
G.T. Road, Jalandhar-144001
Punjab, India

Prof. Aleksandr Cariow

institution or Company: West Pomeranian University of
Technology, Szczecin

Dr. P. K. Agarwal

Professor, Deptt. of Civil Engineering, MANIT Bhopal ,Ph. D: IIT Kanpur
M.E: Civil Engg.IIT Roorkee, Membership: Indian Road Congress (IRC), Institute of Urban Transport (IUT)

Dr. VPS Naidu

Principal Scientist & Assoc. Prof., MSDF Lab, FMCD
CSIR - National Aerospace Laboratories, Bangalore, India

Mr. P. Sita Rama Reddy

Chief Scientist ,Mineral Processing Department, CSIR - Institute of Minerals & Materials Technology
Bhubaneswar, India, M.Tech. (Chem. Engg., IIT, KGP)

Dr.P.C.Srikanth,

Professor & Head, E&C Dept, Malnad College of Engineering, Karnataka
Senior Member IEEE, Secretary IEEE Photonics Society,
M.Tech: IIT, Kanpur, Ph.D: In IISc Photonics lab

Prof. Lalit Kumar Awasthi,

Professor, Department of Computer Science & Engineering
National Institute of Technology(NIT-Hamirpur),
PhD, IIT, Roorkee, M. Tech, IIT, Delhi

Dr. Chandra Mohan V.P.

Assistant Professor, Dept. of Mech. Engg., NIT Warangal,
Warangal. Ph.D : Indian Institute of Technology(IIT),Delhi
M.B.A: Alagappa University

Prof. I.Suneetha,

Associate Professor, Dept. of ECE, AITS, Tirupati, India

Dr.s. Chandra Mohan Reddy,

Assistant Professor (SG) & Head,Dept. of Electronics & Communication Engineering, JNTUA College of Engineering, Pulivendula,
Ph.D,J.N.T. University Anantapur, Anantapuramu

Gurudatt Anil Kulkarni,

I/C HOD E&TC Department, MARATHWADA MITRA MANDAL'S POLYTECHNIC

Pasuluri Bindu Swetha

Dept. Of ECE, Stanley college of Engineering & Technology for Women, Hyderabad, India

★ ★ ★

TABLE OF CONTENTS

SI No	TITLES AND AUTHORS	Page No.
01.	A Study of the Seasonal Changes in the Temperature and Dissolved Oxygen of the Surface Water of the Gaula River ➤ <i>Arti Bisht, Rajni Mehra</i>	1-3
02.	Vibration Detection and Analysis for Fault Prediction of Electric Rotating Machines ➤ <i>Jayalakshmi M, G.N. Keshava Murthy, Abhishek Ra</i>	4-7
03.	Evaluation of Fe/Ni Nanoparticles as Catalysts in Aquathermolytic Treatment of Extraheavy Oils for their Enhanced Recover from Reservoir ➤ <i>Carla Birbal, Susana Martínez, Diego Sanchez, Yefrenck Castro</i>	8-11
04.	Preparation of Zinc Oxide Nanofiber and Nanorod Composite Structures for Hydrogen Sensing ➤ <i>Bing-Yi Lan, Yang-Ming Lu</i>	12-16
05.	A Multivariate Logit Model for Corporate Bankruptcy Forecasting ➤ <i>Hong Long Chen</i>	17-20
06.	A Study of Artificial Intelligence and Robotics ➤ <i>Ahmed Azmi Mahmoud Hassanain</i>	21-24
07.	Credit-Related Knowledge and Behaviour of University Students in Three European Countries ➤ <i>Botond Kálmán, Arnold Tóth</i>	25-31
08.	Correlation between Hip Abductors and Back Extensor Strength in Nonspecific Low Back Pain ➤ <i>Dina Mohamed Ali Al –Hamaky, Alaa Eldin Abd Elhakem Balbaa, Hassan Mostafa Al-Gamal, Lilian Albert Zaki</i>	32-34
09.	The String Detection of the Complex Format Table Image ➤ <i>Chang-Yu Tsai, Zong-En Deng, Chuen-Horng Lin</i>	35-41
10.	Augmenting Trust by Combining Machine Learning and BlockChain ➤ <i>Harshita Belwal, Jyoti Pachori, Bharat Sharma, Yogesh Sharma, Ashish Sharma</i>	42-47
11.	Population Policy and Demographics Revitalization in The Republic of Croatia – Financial Aspect ➤ <i>Marija Ileš</i>	48-54

12. **The Effects of Ten Weeks of Plyometric Training and Specific Lateral Movement Training on U16 Portuguese Masculine Tennis Players** 55-60
➤ *Rosculeț Ioana, Tifrea Corina, Vasiliu Ana-Maria, Vilaca Jose Manuel*
13. **Deep Learning Framework for Real-Time Student and Instructor Performance Prediction and Optimization** 61
➤ *Lou Chitkushev, Irena Vodenska*
14. **The Bankruptcy of Air Berlin – Implications for Airlines in Europe** 62
➤ *Alexander M. Geske, David M. Herold, Sebastian Kummer*

★ ★ ★

EDITORIAL

It is my proud privilege to welcome you all to the Researchfora International Conference at New Delhi, India in association with The IIER. I am happy to see the papers from all part of the world and some of the best paper published in this proceedings. This proceeding brings out the various Research papers from diverse areas of Science, Engineering, Technology and Management. This platform is intended to provide a platform for researchers, educators and professionals to present their discoveries and innovative practice and to explore future trends and applications in the field Science and Engineering. However, this conference will also provide a forum for dissemination of knowledge on both theoretical and applied research on the above said area with an ultimate aim to bridge the gap between these coherent disciplines of knowledge. Thus the forum accelerates the trend of development of technology for next generation. Our goal is to make the Conference proceedings useful and interesting to audiences involved in research in these areas, as well as to those involved in design, implementation and operation, to achieve the goal.

I once again give thanks to the Institute of Research and Journals, Researchfora, TheIIER for organizing this event in New Delhi, India. I am sure the contributions by the authors shall add value to the research community. I also thank all the International Advisory members and Reviewers for making this event a Successful one.

Editor-In-Chief

Dr. P. Suresh

M.E, Ph.D. Professor and Controller of Examinations,
Karpagam College of Engineering.,
Coimbatore, India.



CREDIT-RELATED KNOWLEDGE AND BEHAVIOUR OF UNIVERSITY STUDENTS IN THREE EUROPEAN COUNTRIES

¹BOTOND KÁLMÁN, ²ARNOLD TÓTH

¹Doctoral School of Economic and Regional Sciences, Hungarian University of Agriculture and Life Sciences

²Department of Business Economics, Faculty of Finance and Accountancy, Budapest Business School

E-mail: ¹kalmanbotond@student.elte.hu; ²toth.arnold@uni-bge.hu

Abstract - In our study we analyse the knowledge and behaviour of Hungarian, Slovakian and Austrian university students related to loans. On the one hand we were curious if those students who have repayable loans know more than those who do not. Our second question was directed at whether the COVID-19 pandemic caused a change in the knowledge and behaviour of the students. According to our results, financial literacy is primarily determined by the students' specialty at the university. But there is some detectable change in everyone.

Keywords - Financial Literacy, Loans, Pandemics, University Students

I. INTRODUCTION

2020 has become the year of the coronavirus-pandemic. Until the arrival of inoculation shots, the only way to combat the epidemic was the strict restriction of interpersonal contact. As a result of lockdown measures several sectors of the economy had to be halted, including education and tourism. The financial situation of masses of people has significantly deteriorated. As a result of these events we repeated one of our 2019 surveys in which we examined the financial literacy of Hungarian, Slovakian and Austrian university students. The present study introduces a portion of this research, the knowledge and behavior related to loans and credit.

II. LITERATURE REVIEW

The lack of financial literacy not only causes individual and family tragedies but also economic crises [1]. In 2008 millions of consumers realized in horror that their finances would need to be managed. Even though most of the problems caused by the crisis have been successfully solved, the lack of financial literacy has been an ongoing difficulty for more than a millennium [2]–[3]. The 2020 coronavirus-pandemic provided a new reason to further research the subject and to emphasize its practical importance. As a result of the pandemic several sectors of the economy along with education and other areas of life were forced to a practically complete shutdown for a prolonged time, which led to an inevitable economic crisis.

In today's world the ability to manage personal finances is becoming increasingly important [4]. People must make long-term decisions related to the education of their children and their own retirement. They also must make short-term decisions, for instance where to go on vacation and whether to use a loan to buy a car. To make these decisions correctly it is essential to have at least basic knowledge of financial concepts like interest and inflation [5].

Regional differences are well illustrated by a survey of the World Bank [6]. In the present study we only examine the results of European countries. But to showcase regional differences, here in the literature review we briefly introduce the results of two different regions. One of them is the site of the conference, South-Asia, the other is the region of the authors, Europe.

South-Asia has a rather heterogeneous financial culture. For example, Nepal and Bangladesh have no national financial strategy at all, banks and the stock exchange organize the education of financial knowledge, which is therefore not conducted in public education [7]. In Sri Lanka only the rural population is educated [8]. Regarding Iran studies have primarily been conducted about the financial consciousness of investors [9], and we could not find literature about Afghanistan or the Maldives. The largest country in the region is India, the second most populous country of the world. Here a separate Financial Stability and Development Council (FSDC) has been established. The national strategy of financial education has also been developed [10]. Civic organizations participate to a considerable extent in the dissemination of financial knowledge [11].

Europe's financial literacy result is one and a half times higher than Asia's score. Of course, there are inequalities here as well, but a trend can be observed, in the countries where financial literacy is higher, social inequalities are smaller. Furthermore, financial literacy as well as the level and success of education are proportional to GDP [12]. After 2010 the Hungarian government realized the importance of the role of the state, thus in 2014 financial education became part of the National Curriculum and in 2017 the financial literacy national strategy was completed [13]. This is not a regional characteristic. India, for instance, similarly to Hungary has also developed a national strategy. Population with sufficient financial literacy as a percentage of the entire population in 2015 was 28% in India and 54% in Hungary. The

difference was even greater in financial knowledge (India 24%, Hungary 69%). When it comes to proper financial attitude: India 43%, Hungary 53%. At the same time the percentage of those living from one day to the next: India 65%, Hungary 40%. In the CEOWORLD-ranking measuring education [14] Hungary is 24th, India is 33rd. These results also support the correlation between education and financial literacy.

III. METHODOLOGY

In a summary, the above facts motivated our above-described research, which studied the financial literacy, financial attitude of university students and their relationship to finances. We performed the study at 5 Hungarian and 2 foreign universities. University students from a total of 3 countries participated in the study: besides the Hungarian universities, the students of a Slovakian and an Austrian economics university. The first survey was conducted in 2019. At that time nobody imagined that a pandemic would make the subject even more relevant. Thus, we carefully examined the advantages and disadvantages of using online and offline questionnaires, and eventually decided to develop an anonym offline questionnaire [15]–[16]. Our expectation proved to be correct, since the time and energy devoted to the proper determination of the methodology was well worth it: the response rate turned out to be 92%, which exceeded the usual 20-40 % response rate that is considered to be a success in the case of online questionnaires [17]–[20].

We used our personal connections for sampling: we asked our acquaintances who study at the affected universities to have their fellow-students fill-in the questionnaires. They collected the ready questionnaires and returned them to us. We recorded the collected data in MS-Excel, then we imported them into IBM SPSS Statistics after cleaning and coding the database, and we used this software to perform the statistical analyses. From among our results here we only discuss the subject range of knowledge and attitude related to loans.

Initially, we formulated the following hypotheses:

H1: Those students who have repayable loans know more about loans and they perform better in practice in this area.

H2: Economics students have broader and deeper knowledge related to loans than those who study in other fields.

H3: The financial literacy of university student grew because of the virus situation since they faced greater than average financial challenges.

We examined these hypotheses on the sample. Our goal was primarily to create the foundations for further research and examine its possibilities.

IV. RESULTS

In the first survey a total of 1,549 respondents filled in the questionnaire, while in 2020 the number was 1,712. The distribution of genders was similar in both surveys: 43% female and 57% male. From among the demographic variables, we examined the place of residence distribution of the respondents and their age distribution, I also classified the respondents according to aspects such as their specialty of study and if they work while they study or not. Almost 14% of the respondents had repayable loans at the time of filling in the questionnaire. Our questionnaire contained a total of 12 questions related to loans. In accordance with our research questions, we compared the results of those who carry loans with those who do not (Fig. 1). Based on the received responses it can be stated that those students who carry repayable loans do not know more and do not perform better in practice. Moreover, they responded worse to the questions related to mortgages than those students who have no outstanding loans at all.




Fig. 1 Percentage of those who correctly answered each question, among students who carry loans and those who do not

The two groups showed the greatest difference in knowledge related to credit ratings. In this case those who have loans responded better. However, I found the other difference to the benefit of those who do not have loans. More among them knew how to calculate interest and they are more aware that the term of the loan influences the amount of the monthly instalments of the loan. But even among them only 56% knew the correct answer, which is a rather dire result. Those who do not have loans also perform nearly 10% better in the 2 questions: how much own contribution is needed to receive a mortgage, is it worthwhile to make early payments as soon as possible on mortgages. After this we examined what characteristics are connected to the described differences. Based on the responses given to each question we produced a decision tree map. Since the responses that can be given to the questions are nominal variables, during

the analysis we used CHAID modelling in every case. During the preparation of each decision tree map the following explanatory variables were potentially entered into the model as branch points:

- Do you carry a loan?
- Survey year
- Age
- Gender
- Specialty
- Country
- Town/City
- Quality of family status
- Full or part time studies
- Occupation – Employment

During the responsible taking of a loan the question of how much the monthly payment will be is unavoidable, since the ability to pay for this mainly depends on income. The 2008 crisis was a classic example of this. Mortgages were cancelled in a domino effect and the change in the HUF amount of Swiss Franc loans sent families to the brink of actual bankruptcy. The similarly important question related to paying back loans is how much total amount will be paid back by the end of the term of the loan. Meaning that we must be aware of the interest on the loan. These are such well-known facts that even those who do not have a loan know about them.

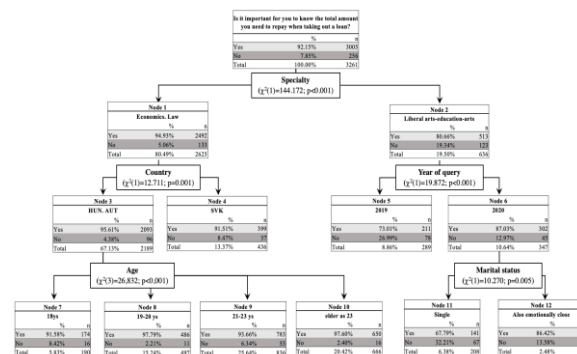


Fig. 2 Decision tree map of the answers given to the question: Is it important to know how much in total you will have to repay, at the time of taking a loan?

Among all the respondents 92.15% consider it important to know how much in total they will have to repay, at the time of taking a loan (Fig. 2). Similarly to the previous question, the complete sample is divided according to study specialty. 94.93% of the economics and law students (Node 1) and only 80.66% of the liberal arts-education-arts students (Node 2) consider it important to know how much in total they will have to repay, at the time of taking a loan. The latter answer is somewhat concerning about the responsible loan taking of non-economics students.

In the case of economics students (Node 1), we found a significant difference according to country as a characteristic. Since in Austria and Slovakia we only asked economics students in both years, we compared them with only the economics students in the

Hungarian sample. In Slovakia (Node 4) somewhat less (91.51%), in Hungary and Austria (Node 3) somewhat more (95.61%) consider it important to know how much in total they will have to repay, at the time of taking a loan. The 2,189 Austrian and Hungarian students can be further divided according to age. Those who are the youngest (18 years old – Node 7) answered ‘yes’ to the question in the lowest proportion (91.58%), although they comprise only 8% within the sample of economics students. They were followed by those aged 21-23 (93.66%), then those aged 19-20 (97.97 %) and the oldest students (over age 23: 97.60%) almost in the same proportion. Meaning that this question is the most important to those who completed higher education. This may also support that completing secondary school and stepping over the „threshold” of age 18 does not imply financial maturity. This only develops around age 23. In the case of economics students (Node 1), we found a significant difference according to country as a characteristic. Since in Austria and Slovakia we only asked economics students in both years, we compared them with only the economics students in the Hungarian sample. In Slovakia (Node 4) somewhat less (91.51%), in Hungary and Austria (Node 3) somewhat more (95.61%) consider it important to know how much in total they will have to repay, at the time of taking a loan. The 2,189 Austrian and Hungarian students can be further divided according to age. Those who are the youngest (18 years old – Node 7) answered ‘yes’ to the question in the lowest proportion (91.58%), although they comprise only 8% within the sample of economics students. They were followed by those aged 21-23 (93.66%), then those aged 19-20 (97.97 %) and the oldest students (over age 23: 97.60%) almost in the same proportion. Meaning that this question is the most important to those who completed higher education. This may also support that completing secondary school and stepping over the „threshold” of age 18 does not imply financial maturity. This only develops around age 23. The other question related to repaying a loan: Is it important to know how much the monthly payment will be on the loan (Fig. 3)? There were different proportions of ‘yes’ answers to this question in 2019 (Node 1) and in 2020 (Node 2). Before the virus situation 86.77% of the respondents, while after the pandemic 93.75% answered ‘yes’. In 2019 there were 2 groups based on full time/part time studies: for full time students (Node 3) knowing the monthly payment before taking the loan was important in a higher proportion (88.48%). Among part time students (Node 4) only about 81% responded in this way. Full time students could be divided according to specialty, while part time student depending on if they carry a loan or not. Among full time students the economics students (Node 7), and among part time students who have loans (Node 10) responded ‘yes’ in a 10% higher proportion to this question.

In 2020 (Node 2) the first branch-off is according to specialty of study. Among economics students (Node 5) more (94.95%) considered it important to know how much the monthly payment will be on the loan than the students in other specialties (Node 6 – 89.05%). Among economics students and the Hungarian and Austrian students (Node 11) knowing the monthly payments is more important (96.01%) than to Slovakian students (Node 12 – 89.20%). For the calculation of the monthly payments as well as the total amount to be repaid one must be aware of interest calculation as a mathematical formula. An overwhelming majority of the respondent students (86.66%) – based on their own admission – know how to calculate interest. In the case of this question at the first step the sample branches off according to specialty of study. Economics students answered that they can calculate interest in a significantly higher proportion (nearly 20% higher). Particularly the Hungarians (Node 3), where 99% can calculate interest, in contrast with the around 90% proportion of Austrian and Slovakian students (Node 4).

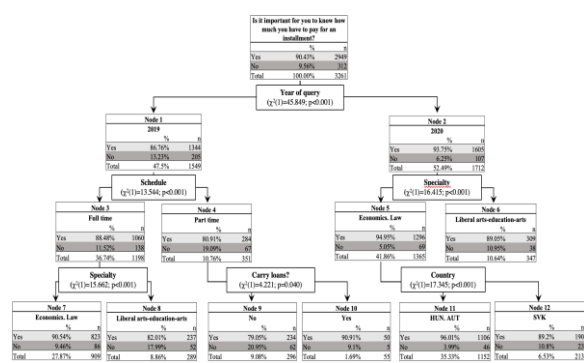


Fig. 3 Decision tree map of the answers given to the question: Is it important to know how much the monthly payment will be on the loan?

Thus, in this question they form a joint group with law students and liberal arts-education-arts students (Node 2), among whom full time/part time studies is the first branch-off. Among full time students (Node 5) nearly three quarters (73.82%), while among part time students (Node 6) only a bit over half (59.30%) responded 'yes' to the question. Surprisingly, among those who do not have loans more knew that early payments on mortgages may imply such ancillary costs as a result of which a higher amount must be paid back than if the payment comes at the end of the loan term. Thus, we examined the factors that affect the respondents at the question 'Is it prudent to make early payments as soon as possible on mortgages' (Fig. 4). In this case 71% of the respondents answered correctly, meaning with 'no'. The first branch-off was along the line of specialty: while in the case of economics students (Node 1) 3 of 4 respondents answered correctly (74.13%), the students of other specialties (Node 2) only 58.02% answered correctly. From the latter node there are no further branch-offs, but the group of economics

students can be further divided according to the type of employment. 3 quarters of those who are only studying and those who work as subordinates besides their studies (Node 3) (75.61%), and 2 thirds of businessman and upper management employees (Node 4) answered correctly. The group of those who are only studying and those who work as subordinates besides their studies can be further divided based on if they carry loans or not: 2 thirds of those who carry loans (Node 6), and 77% of those who do not carry loans (Node 5) were aware of the correct solutions. In the knowledge of the correct solution regarding early payments on mortgages, the most important characteristic of the examined variables is the specialty of study: economics students performed 16% better than the others. At the same time, it appears that practical experience and whether the respondents carry loans or not is neutral in the answers to this question. Finally, we compared the performance of economic students with the students of other specialties. This was mainly done because the previous results had all suggested that those who carry repayable loans do not have

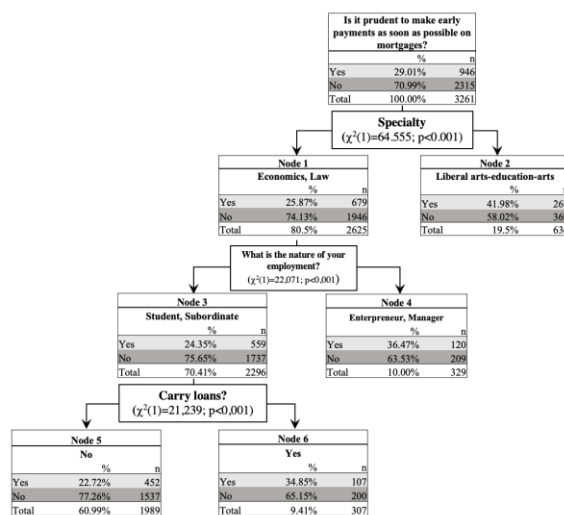


Fig. 4 Decision tree map of the answers given to the question: Is it prudent to make early payments as soon as possible on mortgages?

significantly better knowledge. However, the comparison between economic students and students of other specialties clearly indicates that economics studies imply a higher level of knowledge (Fig. 5). From among the practical knowledge the difference is primarily in the ability to calculate interest. For the calculation of the monthly payments as well as the total amount to be repaid one must be aware of interest calculation as a mathematical formula. An overwhelming majority of the respondent students (86.66%) – based on their own admission – know how to calculate interest. In the case of this question at the first step the sample branches off according to specialty of study. Economics students answered that

they can calculate interest in a significantly higher proportion – nearly 20% higher (Fig. 6).

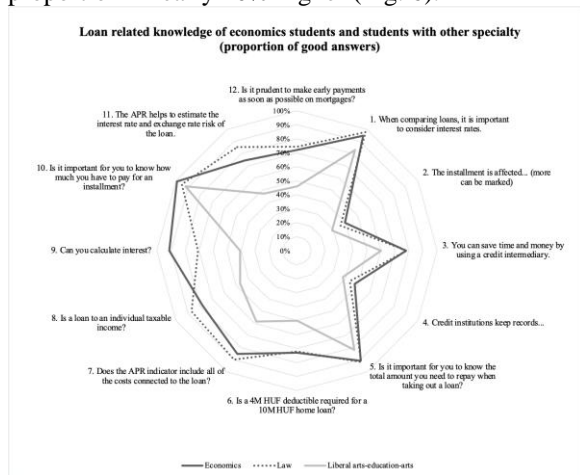


Fig. 5 Loan related knowledge of economics students and students with other specialty

Particularly the Hungarians (Node 3), where 99% can calculate interest. In contrast with the around 90% proportion of Austrian and Slovakian students (Node 4). Thus, in this question they form a joint group with law students and liberal arts-education-arts students (Node 2), among whom full time/part time studies is the first branch-off. Among full time students (Node 5) nearly three quarters (73.82%), while among part time students (Node 6) only a bit over half (59.30%) responded ‘yes’ to the question.

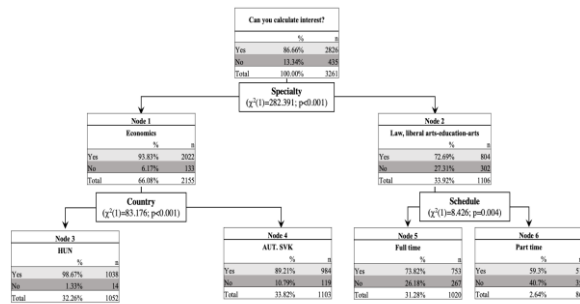


Fig. 6 Decision tree map portion of the question: Can you calculate interest?

We analysed the question related to the Annual Percentage Rate (APR) indicator. To the question if the APR indicator includes all of the costs connected to the loan, the majority of respondents (83.84%) answered ‘yes’ (Fig. 7). The most marked – thus the first – difference was found according to specialty of study: economics and law students (Node 1) answered the question with ‘yes’ in a significantly higher proportion, almost 30% higher than liberal arts-education-arts students (Node 2). From among economics and law students, part time students (Node 4) answered correctly in a higher proportion (92.91%), while only 87.66% of full-time students (Node 3) answered correctly. In the case of full-time student, the condition of a further branch-off is carrying a loan. Of those who carry a loan (Node 6), approximately

93% answered ‘yes’ to the question, in contrast with 86.86% of those who do not carry a loan (Node 5).

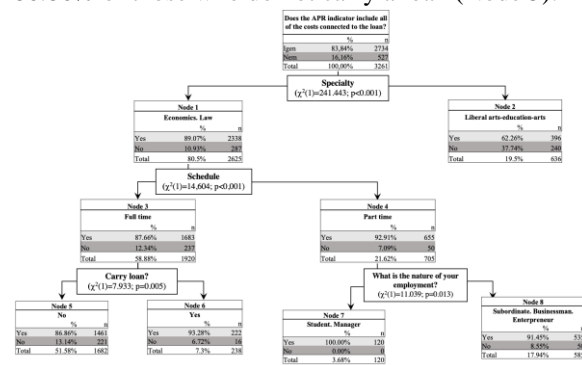


Fig. 7 Decision tree map portion of the question: Does the APR indicator include all of the costs connected to the loan?

Finally, we compared the results from before COVID-19 with the responses given after the first wave of the epidemic (Fig. 8). You can also see in the Figure 8 that the 3rd respondent group, the liberal arts-teacher-arts student are far less aware of knowledge related to loans, their correct response rate is just 50%. Furthermore, it is well visible that the knowledge of students related to loans is on a higher level in both groups at the 2nd survey, compared to the result of the previous year. Even though, it would seem obvious, and this result could be explained by the effect of the pandemic, we need to know that because of the multicollinearities in the components of financial knowledge, the correlation cannot be proven to easily. Although, based on my analysis correlation was proven significant ($p < 0.05$), the existence of the correlation does not show the direction of the cause and effect between the two variables. For the examination of this a Granger-test should be applied, but that only provides assessable results in the case of longer time series, which is currently not available yet.

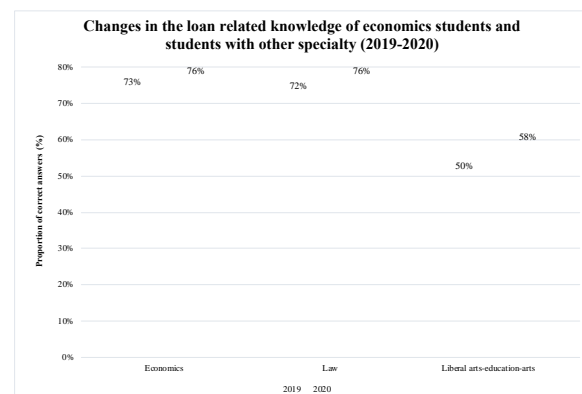


Fig. 8 Changes in the loan related knowledge of economics students and students with other specialty

V. CONCLUSION

Based on our results, we can state that credit-related knowledge is not primarily not influenced by the fact whether a person has a repayable loan. It is a much more significant aspect if the person attends an

economic or noneconomic programme at university. This conclusion disproves our 1st hypothesis. But we could clearly prove our 2nd hypothesis, meaning the role economics specialty in higher financial literacy. Furthermore, we managed to detect the knowledge level moving jointly with the surveyed year. However, the correlation of causation must be proven statistically with examinations, so the role of COVID-19 can be clearly stated in the increase knowledge level. Therefore, we have partially proven our 3rd hypothesis. The coronavirus-pandemic caused a global economic and financial crisis. The financial situation of families and individuals significant worsened worldwide. In a situation like this proper financial literacy is essential to make the right financial decisions. In this study we examined a small section of the subject range. We hope that our work will assist in placing the big picture's mosaic pieces together properly

REFERENCES

- [1] L. Klapper, and A. Lusardi, "Financial literacy and financial resilience: Evidence from around the world," *Financial Management*, vol. 49, no. 3, pp. 589–614, August 2019. <https://doi.org/10.1111/fima.12283>
- [2] K. De Beckker, K. De Witte, and G. Van Campenhout, "Identifying financially illiterate groups: An international comparison," *International Journal of Consumer Studies*, vol. 43, no. 5, pp. 490–501, May 2019. <https://doi.org/10.1111/ijcs.12534>
- [3] J. J. Xiao, and N. Porto, "Financial education and financial satisfaction: Financial literacy, behavior, and capability as mediators," *International Journal of Bank Marketing*, vol. 35, no. 5, pp. 805–817, July 2017. <https://doi.org/10.1108/IJBM-01-2016-0009>
- [4] L. A. Vitt, C. Anderson, J. Kent, D. M. Lyter, J. K. Siegenthaler, and J. Ward, "Personal Finance and the Rush to Competence: Financial Literacy Education in the U.S.," Institute for Socio-Financial Studies (ISFS), 2000. Retrieved from: https://www.researchgate.net/profile/Lois-Vitt/publication/240619141_Personal_Finance_and_the_Rush_to_Competence_Financial_Literacy_Education_in_the_US/links/56203f3f08aed8dd194046de/Personal-Finance-and-the-Rush-to-Competence-Financial-Literacy-Education-in-the-US.pdf on 26 May 2021.
- [5] H. Chen, and R. P. Volpe, "Gender differences in personal financial literacy among college students," *Financial Services Review*, vol. 11, no. 2, pp. 289–307, March 1992. Retrieved from: https://d1wqtxts1x7le7.cloudfront.net/29087611/vol11_a18.pdf?1349625730=&response-content-disposition=inline%3B+filename%3DGender_differences_in_personal_financial.pdf&Expires=1625408944&Signature=XvCq5Mdo8bi9IGnhqENJeDRQNC17WphrsGaQew6FWkvmS70ffpuf4diYY9eAR6rCjXBV4NTEqS~K2zjfyQnygDK8qbWfkJh0-cZX71blw9aQALglsJRr5bWO2UoMZOpXD6CYtLgSva~Ji1KRCnUpCVxZr0lZbUGhWdGaQKrA3-VlD0H90XeV32s-b9o8JdKY1T06kBRswQv0YdmmEJCi3UHTmHT2l2jrQhyEUtrLs1XlzDyqwSWiff08SGsiT-OLdBJsYXWzLKzSoe4btzrmhZjD3PzCfT4s1nbSoFE0A~9LXQK2S81zk2dM18TScdDP2nPqc0Z97UeNYog__&Key-Pair-Id=APKAJLOHF5GGSLRBV4ZA on 24 May 2021.
- [6] L. Klapper, A. Lusardi, and P. Oudheusden, "Financial Literacy Around the World," World Bank, 2015. Retrieved from: https://responsiblefinanceforum.org/wp-content/uploads/2015/12/2015-Finlit_paper_17_F3_SINGLES.pdf on 9 June 2021.
- [7] C. Das, "Significant Issues of financial literacy and application in stock market: A descriptive study on Bangladesh capital market," *International Journal of Business Society*, vol. 3, no. 1, pp. 38–44, 2019. Retrieved from: <https://ijo-bs.com/wp-content/uploads/2019/11/10.30566-ijo-bs-2019-11-4.pdf> on 5 June 2021.
- [8] T. Halloluwa, D. Vyas, H. Usoof, P. Bandara, M. Brereton, and P. Hewagamage, "Designing for financial literacy: co-design with children in rural Sri Lanka," In *IFIP Conference on Human-Computer Interaction* pp. 313–334, Springer, Cham., September 2017. http://doi.org/10.1007/978-3-319-67744-6_21
- [9] B. J. Cude, S. Chatterjee, and J. Tavosi, "Financial knowledge among Iranian investors. International", *Journal of Consumer Studies*, 43(6), pp. 503–513, 2019. Retrieved from: <https://onlinelibrary.wiley.com/doi/abs/10.1111/ijcs.12535> on 18 June 2021.
- [10] "Financial Literacy for College Going Students" Akshar blog, 8 January 2019. Retrieved from: <http://blog.projectakshar.com/financial-literacy-for-college-goers/> on 8 June 2021.
- [11] P. Arya, "Financial literacy and financial education in India: An assessment," *International Research Journal of Commerce Arts and Science*, vol. 9, no. 3, pp. 72–80, 2018. Retrieved from: https://d1wqtxts1x7le7.cloudfront.net/56234426/6646.pdf?1522840237=&response-content-disposition=inline%3B+filename%3DFinancial_Literacy_and_Financial_Educati.pdf&Expires=1625406993&Signature=dhoexO9rJikMMBpjwWS4IInyNFvTzXiNcgYBTGWZcbpR4H8oI1IeD5rCVIHF~AgqwJW8uA6yg7en55P3KBmOhh7GjJQTCIpdwXo~pytVAUpzwNuEh2uBVF6moQ646AL33KmW9EjXhTb01zT~bWyVtrQNiGHH0x9QfpDBx2zPX1xqMEoIqeJy5ufomckTBxk~9z3TYyq3a90FXKYklF65S-LG-XuHeSmt9gcJ6606ZGJqd7yF4wmqBAKdPRXj4JrJqw6EWykSei2rVb4GK6MLUEJzHz7cGa-shByL-IsGnm-hFZM0wEYO8e4xyZyL-3XkZb-RolECkoyXlu~5CMw__&Key-Pair-Id=APKAJLOHF5GGSLRBV4ZA on 20 May 2021.
- [12] U. Batsaikhan, and M. Demertzis, "Financial literacy and inclusive growth in the European Union," *Policy Contribution* vol. 2018, no. 8, May 2018. Retrieved from: <https://www.econstor.eu/bitstream/10419/208015/1/1028806345.pdf> on 15 June 2021.
- [13] D. Béres, K. Huzdik, B. Deák-Zsótér, and E. Németh, "Felmérés a felsőoktatásban tanuló fiatalok pénzügyi kultúrájáról [Survey on the financial culture of young people in higher education, in Hungarian]," State Audit Office of Hungary, October 2020. Retrieved from: https://www.asz.hu/storage/files/files/elemzesek/2021/felsooktatas_penzugykultura_20210311.pdf?ctid=1307 on 18 June 2021.
- [14] S. Ireland, "Ranked: World's Best Countries For Education System," 2020 Ceoworld blog, May 2020. Retrieved from: <https://ceoworld.biz/2020/05/10/ranked-worlds-best-countries-for-education-system-2020/> on 14 June 2021.
- [15] B. Gunter, D. Nicholas, P. Huntington, and P. Williams, "Online versus offline research: Implications for evaluating digital media," *Aslib Proceedings*, vol. 54, no. 4, pp. 229–239, August 2002. <https://doi.org/10.1108/00012530210443339>
- [16] X. Zhang, L. Kuchinke, M. L. Woud, J. Velten, and J. Margraf, "Survey method matters: Online/offline questionnaires and face-to-face or telephone interviews differ," *Computers in Human Behavior*, vol. 71, pp. 172–180, June 2017. <https://doi.org/10.1016/j.chb.2017.02.006>
- [17] J. Ilieva, S. Baron, and N. M. Healey, "Online Surveys in Marketing Research," *International Journal of Market Research*, vol. 44, no. 3, pp. 1–14, May 2002. <https://doi.org/10.1177/147078530204400303>
- [18] R. Mehta, and E. Sivasdas, "Comparing Response Rates and Response Content in Mail versus Electronic Mail Surveys," *Market Research Society Journal*, vol. 37, no. 4, pp. 1–12, July 1995. <https://doi.org/10.1177/147078539503700407>

- [19] A. C. B. Tse, "Comparing Response Rate, Response Speed and Response Quality of Two Methods of Sending Questionnaires: E-mail vs. Mail," *Market Research Society Journal*, vol. 40, no. 4, pp. 1–12, July 1998. <https://doi.org/10.1177/147078539804000407>
- [20] A. C. B. Tse, K. C. Tse, C. H. Yin, C. B. Ting, K. W. Yi, K. P. Yee, and W. C. Hong, "Comparing Two Methods of Sending out Questionnaires: E-mail versus Mail," *Market Research Society Journal*, vol. 37, no. 4, pp. 1–7, July 1995. <https://doi.org/10.1177/147078539503700408>

★ ★ ★



www.researchfora.com

International Conference on Management, Economics & Social Science – ICMESS

New Delhi, India
29th - 30th July, 2021

EVENT ACCEPTANCE LETTER

We are happy to inform you that your paper has been selected for **ICMESS 29th - 30th July, 2021** at **New Delhi, India** after peer review process which will be organized by **Researchfora** for presentation (oral presentation) at the Conference. Conference Proceeding having ISBN (*International Standard Book Number*) and certificates of paper presentation will be given.

UNIVERSITY PAPER ID (Must use in future Communication)	PAPER TITLE	AUTHOR'S NAME	CO-AUTHOR'S NAME
RF-ICMESSNDEL-290721-8111	Credit-Related Knowledge and Behaviour of University Students in Three European Countries	Botond Kálmán	Arnold Tóth

Kindly confirm your Registration and Event Participation by following links.

OFFICIAL PAGE OF EVENT <http://researchfora.com/Conference2021/India/4/ICMESS/>

FOR REGISTRATION GUIDELINES: <http://researchfora.com/Conference2021/India/4/ICMESS/Registration.php>

Register now Online by clicking below (By Using Credit Card/Debit Card/Net Banking)

<http://paymentnow.in/>

Or Bank Details (For Offline payment)

OPTION-1	OPTION-2
ACCOUNT NAME : Institute For Technology and Research ACCOUNT TYPE : CURRENT ACCOUNT BANK NAME : State Bank of India ACCOUNT NO : 32764752761 IFSC CODE : SBIN0010927 SWIFT CODE: SBININBB270 (For foreign MONEY transfer) ADDRESS : KHANDAGIRI, BHUBANESWAR, ODISHA-751030	ACCOUNT NAME: THE IIER UNIT OF PET ACCOUNT TYPE : SAVING ACCOUNT BANK NAME : HDFC BANK ACCOUNT NO. : 50100106415137 IFSC CODE : HDFC0003722 SWIFT CODE : HDFCINBBXXX ADDRESS: KHANDAGIRI BRANCH, BHUBANESWAR, ODISHA, INDIA

* After the payment via credit card or debit card Kindly mail us the transaction details along with the scan copy of the Identity proof of the card holder.

** For any query related to payment you can mail us to- info@researchfora.com

***The registration fee received by Researchfora is not refundable. Registration fee includes charges for conference participation only (Day 01). Arrangements and costs of visa, travelling and accommodation are not the responsibility of our organization; they will be borne by the author him/herself.

Last date of Registration

13th Jul 2021

(Kindly confirm your registration process before this date)

Note: Kindly send us the details regarding payment and Registration form to the official mail Id of the Event before last date of registration.

All Selected and registered papers will also be forwarded for publication in any one of the following International Journals after the conference.

Journal Name	Indexing and Impact factor
International Journal of Business and Management Science Gadjah Mada International Journal of Business	Impact Factor: 0.200 Indexing :Yes/ Scopus/Google Scholar
International Journal of Advances in Soft Computing and its Applications	Impact Factor: 0.149 Indexing :Yes/ Scopus/Google Scholar
International Journal of Clinical Pharmacology Research	Impact Factor: 0.547 Indexing :Yes/ Scopus/Google Scholar
Journal of Huazhong University of Science and Technology	Impact Factor: 0.672 Indexing :Yes/ Scopus/Google Scholar
Acta Polytechnica Scandinavica, Applied Physics Series	Impact Factor: 0.344 Indexing :Yes/ Scopus/Google Scholar
Aquaculture, Economics and Management	Impact Factor: 0.399 Indexing :Yes/ Scopus/Google Scholar
International Journal of Environmental Research	Impact Factor: 0.45 Indexing :Yes/ Scopus/Google Scholar
International Journal of Advanced Research in Electrical, Electronics and Instrumentation Engineering (IJAREEIE)	Impact Factor: 0.415 Indexing :Yes/ Scopus/Google Scholar
International Journal of Innovative Research in Science, Engineering and Technology (IJIRSET)	Impact Factor : 1.686 Indexing : Yes/Google Scholar
International Journal of Innovative Research in Computer and Communication Engineering (IJIRCCE)	Impact Factor : 1.672 Indexing : Yes/Google Scholar
Mechanical Engineering Series, Springer	Impact Factor : 1.386 Indexing : Yes/Google Scholar
International Journal of Innovative Research and Development (IJIRD)	Impact Factor : 6.19 Indexing : Yes/Google Scholar
International Journal of Applied Engineering Research and Development (IJAERD)	Impact Factor: 1.6842 Indexing : Yes/Google Scholar
International Journal of Civil, Structural, Environmental and Infrastructure Engineering Research and Development (IJCSEIERD)	Impact Factor: 5.7179 Indexing : Yes/Google Scholar
International Journal of Mechanical and Production Engineering Research and Development (IJMPERD)	Impact Factor: 5.3403 Indexing : Yes/Google Scholar
International Journal of Robotics Research and Development (IJRRD)	Impact Factor: 1.5422 Indexing : Yes/Google Scholar
International Journal of Computer Networking, Wireless and Mobile Communications (IJCNWMC)	Impact Factor: 5.3963 Indexing : Yes/Google Scholar
International Journal of Mechanical and Production Engineering (IJMPE)	Impact Factor: 3.05 Indexing : Yes/Google Scholar
International Journal of Electrical, Electronics and Data Communication (IJEEDC),	Impact Factor: 3.46 Indexing : Yes/Google Scholar
International Journal of Advances in Science, Engineering and Technology (IJASEAT)	Impact Factor: 3.05 Indexing : Yes/Google Scholar
International Journal of Industrial Electronics and Electrical Engineering(IJIEEE)	Impact Factor: 2.51 Indexing : Yes/Google Scholar

. We also provide the facility to publish your paper in Scopus indexed journal. Kindly inform us if you required.

Note: This is the officially letter for your paper Acceptance only. You need to confirm your registration and event participation by paying the registration fees before the last date of Registration.

Important Note: Above mentioned conference dates will be adjust to single day conference based on the availability of space in the hotel and numbers of participants which will reassured to the participants a week before the conference date. There will be No refund for making room reservations or flight tickets before the final confirmations.

Those who wanted to make a request for Halal or vegetarian food should inform earlier. There will be no refund for having food from outside the provided Menu.

Thank You

With Regards

Conference Coordinator

Mail: info@researchfora.com

Web: www.researchfora.com

Our Transport Partner "MAKE ALL TRIP" For more details visit <http://makealltrip.com/>

Contact/WATSAPP

+91 8895188531