

Measurements of the $t\bar{t}$ production cross section in lepton+jets final states in pp collisions at 8 TeV and ratio of 8 to 7 TeV cross sections

The CMS Collaboration*

Abstract

A measurement of the top quark pair production ($t\bar{t}$) cross section in proton-proton collisions at the centre-of-mass energy of 8 TeV is presented using data collected with the CMS detector at the LHC, corresponding to an integrated luminosity of 19.6 fb^{-1} . This analysis is performed in the $t\bar{t}$ decay channels with one isolated, high transverse momentum electron or muon and at least four jets, at least one of which is required to be identified as originating from hadronization of a b quark. The calibration of the jet energy scale and the efficiency of b jet identification are determined from data. The measured $t\bar{t}$ cross section is $228.5 \pm 3.8 \text{ (stat)} \pm 13.7 \text{ (syst)} \pm 6.0 \text{ (lumi)} \text{ pb}$. This measurement is compared with an analysis of 7 TeV data, corresponding to an integrated luminosity of 5.0 fb^{-1} , to determine the ratio of 8 TeV to 7 TeV cross sections, which is found to be $1.43 \pm 0.04 \text{ (stat)} \pm 0.07 \text{ (syst)} \pm 0.05 \text{ (lumi)}$. The measurements are in agreement with QCD predictions up to next-to-next-to-leading order.

Published in the European Physical Journal C as doi:10.1140/epjc/s10052-016-4504-z.

1 Introduction

Top quarks are abundantly produced at the CERN LHC. The predicted top quark pair production cross section ($\sigma_{t\bar{t}}$) in proton-proton (pp) collisions, at a centre-of-mass energy of 8 TeV, is 253 pb, with theoretical uncertainties at the level of 5–6%. A precise measurement of $\sigma_{t\bar{t}}$ is an important test of perturbative quantum chromodynamics (QCD) at high energies. Furthermore, precision $t\bar{t}$ cross section measurements can be used to constrain the top quark mass m_t and QCD parameters, such as the strong coupling constant α_s [1], or the parton distribution functions (PDF) of the proton [2].

The $t\bar{t}$ production cross section was measured at the LHC at $\sqrt{s} = 7$ and 8 TeV [3–25]. In this paper, a measurement of the $t\bar{t}$ production cross section in the final state with one high transverse momentum lepton (muon or electron) and jets is presented using the 2012 data set at $\sqrt{s} = 8$ TeV, collected by the CMS experiment at the LHC and corresponding to an integrated luminosity of 19.6 fb^{-1} . To measure the cross section ratio, where several systematic uncertainties cancel, the 2011 data set at $\sqrt{s} = 7$ TeV, corresponding to an integrated luminosity of 5.0 fb^{-1} , has been concurrently analyzed with a similar strategy to the one developed for the cross section measurement at 8 TeV. The new measurement agrees very well with the previously published CMS result [8]. The larger statistical uncertainty of the present measurement with respect to the previous one is due to the simultaneous determination of the b tagging efficiency, as discussed in Section 6. Similarly to the 8 TeV analysis, an additional signal modelling uncertainty has been considered in the 7 TeV analysis, as reported in Section 6.

In the standard model, top quarks are predominantly produced in pairs via the strong interaction and decay almost exclusively into a W boson and a b quark. The event signature is determined by the subsequent decays of the two W bosons. This analysis uses lepton+jets decays into muons or electrons, where one of the W bosons decays into two quarks and the other to a lepton and a neutrino. Decays of the W boson into a tau lepton and a neutrino can enter the selection if the tau lepton decays leptonically. The top quark decaying into a b quark and a leptonically decaying W boson is defined in the following as the “leptonic top quark”, while the other top quark is referred to as “hadronic top quark”. For the $t\bar{t}$ signal two jets result from the hadronization of the b and \bar{b} quarks (b jets), thus b tagging algorithms are employed for the identification of b jets in order to improve the purity of the $t\bar{t}$ candidate sample.

The technique for extracting the $t\bar{t}$ cross section consists of a binned log-likelihood fit of signal and background to the distribution of a discriminant variable in data showing a good separation between signal and background: the invariant mass of the b jet related to the leptonic top quark and the lepton ℓ ($M_{\ell b}$). The mass of the three-jet combination with the highest transverse momentum in the event (M_3) is used as a discriminant in an alternative analysis. The $M_{\ell b}$ variable is related to the leptonic top quark mass, while M_3 is a measure for the hadronic top quark mass. Both quantities provide a good separation between signal and background processes.

The analysis employs calibration techniques to reduce the experimental uncertainties related to b tagging efficiencies and jet energy scale (JES). The $t\bar{t}$ topology is reconstructed using a jet sorting algorithm in which the b jet most likely originating from the leptonic top quark is identified. The b tagging efficiency is then determined from a b-enriched sample, in the peak region of the $M_{\ell b}$ distribution, correcting for the contamination from non-b jets, following the method described in Refs. [26, 27]. The rate of jets that are wrongly tagged as originating from a b quark is also measured using data as described in [28]. Independently, the JES is determined using the jets associated with the hadronically decaying W boson by correcting the reconstructed mass of the W boson in the simulation to that determined from the data.

The results of the cross section measurements are given both for the visible region, i.e. for the phase space corresponding to the event selection, and for the full phase space. The visible region is defined by requiring the presence in the simulation of exactly one lepton, one neutrino, and at least four jets passing the selection criteria, as presented in Section 5.

This paper is structured as follows: after a description of the CMS detector (see Section 2), the data and the simulated samples are discussed in Section 3, while Section 4 is dedicated to the event selection. The analysis technique and the impact of the systematic uncertainties are addressed in Section 5 and in Section 6. The results of the cross section measurements are discussed in Section 7. Section 8 describes the alternative analysis based on M_3 , followed by a summary in Section 9.

2 The CMS detector

The central feature of the CMS apparatus is a superconducting solenoid, of 6 m internal diameter, providing an axial magnetic field of 3.8 T. Within the solenoidal field volume are a silicon pixel and strip tracker which measure charged particle trajectories in the pseudorapidity range $|\eta| < 2.5$. Also within the field volume, the silicon detectors are surrounded by a lead tungstate crystal electromagnetic calorimeter ($|\eta| < 3.0$) and a brass and scintillator hadron calorimeter ($|\eta| < 5.0$) that provide high-resolution energy and direction measurements of electrons and hadronic jets. Muons are measured in gas-ionization detectors embedded in the steel magnetic flux-return yoke outside the solenoid. The muon detection systems provide muon detection in the range $|\eta| < 2.4$. A two-level trigger system selects the pp collision events for use in physics analysis. A more detailed description of the CMS detector, together with a definition of the coordinate system used and the relevant kinematic variables, can be found elsewhere [29].

3 Data and simulation

The cross section measurement is performed using the 8 TeV pp collisions recorded by the CMS experiment in 2012, corresponding to an integrated luminosity of $19.6 \pm 0.5 \text{ fb}^{-1}$ [30], and the 2011 data set at $\sqrt{s} = 7 \text{ TeV}$, corresponding to an integrated luminosity of $5.0 \pm 0.2 \text{ fb}^{-1}$ [31].

The $t\bar{t}$ events are simulated using the Monte Carlo (MC) event generators MADGRAPH (version 5.1.1.0) [32, 33] and POWHEG (v1.0 r1380) [34, 35]. In MADGRAPH the top quark pairs are generated at leading order with up to three additional high- p_T jets. The POWHEG generator implements matrix elements to next-to-leading order (NLO) in perturbative QCD, with up to one additional jet. The mass of the top quark is set to 172.5 GeV. The CT10 [36] PDF set is used by POWHEG and the CTEQ6M [37–39] by MADGRAPH. The PYTHIA (v.6.426) [40] and HERWIG (v.6.520) [41] generators are used to model the parton showering. The PYTHIA shower matching is done using the MLM prescription [42, 43].

The top quark pair production cross section values are predicted to be $177.3_{-6.0}^{+4.6}$ (scale) ± 9.0 (PDF+ α_S) pb at 7 TeV and $252.9_{-8.6}^{+6.4}$ (scale) ± 11.7 (PDF+ α_S) pb at 8 TeV, as calculated with the TOP++ 2.0 program to next-to-next-to-leading order (NNLO) in perturbative QCD, including soft-gluon resummation to next-to-next-to-leading logarithmic (NNLL) order (Ref. [44] and references therein), and assuming $m_t = 172.5 \text{ GeV}$. The first uncertainty comes from the independent variation of the factorization and renormalization scales, while the second one is associated to variations in the PDF and α_S following the PDF4LHC prescription with the MSTW2008 68% confidence level NNLO, CT10 NNLO, and NNPDF2.3 5f FFN PDF sets (Refs. [37, 38] and references therein, and Refs. [36, 39]).

The top quark transverse momentum is reweighted in samples simulated with MADGRAPH and POWHEG, when interfaced to PYTHIA, in order to better describe the p_T distribution observed in the data. Based on studies of differential distributions [45, 46] in the top quark transverse momentum, an event weight $w = \sqrt{w_1 w_2}$ is applied, where the weights w_i of the two top quarks are given as a function of the generated top quark p_T values: $w_i = \exp(0.199 - 0.00166 p_T^i/\text{GeV})$ at 7 TeV, and $w_i = \exp(0.156 - 0.00137 p_T^i/\text{GeV})$ at 8 TeV. This reweighting is only applied to the phase space corresponding to the experimental selections in the muon and electron channels. The agreement between data and samples generated with POWHEG interfaced with HERWIG is found to be satisfactory, and no reweighting is applied in this case.

The W/Z+jets events, i.e. the associated production of W/Z vector bosons with jets, with leptonic decays of the W/Z bosons, constitute the largest background. These are also simulated using MADGRAPH with matrix elements corresponding to at least one jet and up to four jets. The W/Z+jets events are generated inclusively with respect to the jet flavour. Drell–Yan production of charged leptons is generated for dilepton invariant masses above 50 GeV, as those events constitute the relevant background in the phase space of this analysis. The contribution from Drell–Yan events with dilepton invariant masses below 50 GeV is negligible, as verified with a sample with a mass range of 10–50 GeV. Single top quark production is simulated with POWHEG. The background processes are normalized to NLO and NNLO cross section calculations [47–51], with the exception of the QCD multijet background, for which the normalization is obtained from data in the M_3 analysis (see Section 8). In the $M_{\ell b}$ analysis the multijet background is reduced to a negligible fraction (see Section 4) and thus not considered further.

Pileup signals, i.e. extra activity due to additional pp interactions in the same bunch crossing, are incorporated by simulating additional interactions with a multiplicity matching the one inferred from data. The CMS detector response is modeled using GEANT4 [52]. The simulated events are processed by the same reconstruction software as the collision data.

4 Reconstruction and event selection

This analysis focuses on the selection of $t\bar{t}$ lepton+jets decays in the muon and electron channels, with similar selection requirements applied for the two channels. Muons, electrons, photons, and neutral and charged hadrons are reconstructed and identified by the CMS particle-flow (PF) algorithm [53, 54]. The energy of muons is obtained from the corresponding track momentum using the combined information of the silicon tracker and the muon system [55]. The energy of electrons is determined from a combination of the track momentum in the tracker, the corresponding cluster energy in the electromagnetic calorimeter, and the energy sum of all bremsstrahlung photons associated to the track [56]. The vertex with the largest p_T^2 sum of the tracks associated to it is chosen as primary vertex.

Candidate $t\bar{t}$ events are first accepted by dedicated triggers requiring at least one muon or electron. Lepton isolation requirements are applied to improve the purity of the selected sample. At the trigger level the relative muon isolation, the sum of transverse momenta of other particles in a cone of size $\Delta R = \sqrt{(\Delta\phi)^2 + (\Delta\eta)^2} = 0.4$ around the direction of the candidate muon divided by the muon transverse momentum, is required to be less than 0.2. Similarly, for electrons, the corresponding requirement is less than 0.3 in a cone of size 0.3. Events with a muon in the final state are triggered on the presence of a muon candidate with $p_T > 24$ GeV and $|\eta| < 2.1$. Events with an electron candidate with $|\eta| < 2.5$ are accepted by triggers requiring an electron with $p_T > 27$ GeV.

Tighter p_T requirements are applied in the offline selections. Muons are required to have a

good quality [55] track with $p_T > 25$ GeV and $|\eta| < 2.1$. Electrons are identified using a combination of the shower shape information and track-electromagnetic cluster matching [56], and are required to have $p_T > 32$ GeV and $|\eta| < 2.5$, with the exclusion of the transition region between the barrel and endcap electromagnetic calorimeter, $1.44 < |\eta| < 1.57$. Electrons identified to come from photon conversions [56] are vetoed. Correction factors for trigger and lepton identification efficiencies have been determined with a tag-and-probe method [57] from data/simulation comparison as a function of the lepton p_T and η , and are applied to the simulation.

Signal events are required to have at least one pp interaction vertex, successfully reconstructed from at least four tracks, within limits on the longitudinal and radial coordinates [58], and exactly one muon, or electron, with an origin consistent with the reconstructed vertex within limits on the impact parameters. Since the lepton from the W boson decay is expected to be isolated from other activity in the event, isolation requirements are applied. A relative isolation is defined as $I_{\text{rel}} = (I_{\text{charged}} + I_{\text{photon}} + I_{\text{neutral}})/p_T$, where p_T is the transverse momentum of the lepton and I_{charged} , I_{photon} , and I_{neutral} are the sums of the transverse energies of the charged particles, the photons, and the neutral particles not identified as photons, in a cone $\Delta R < 0.4$ (0.3) for muons (electrons) around the lepton direction, excluding the lepton itself. The relative isolation I_{rel} is required to be less than 0.12 for muons and 0.10 for electrons. Events with more than one lepton candidate with relaxed requirements are vetoed in order to reject Z boson or $t\bar{t}$ decays into dileptons.

The missing energy in the transverse plane (E_T^{miss}) is defined as the magnitude of the projection on the plane perpendicular to the beams of the vector sum of the momenta of all PF candidates. It is required to be larger than 30 GeV in the muon channel and larger than 40 GeV in the electron channel, because of the larger multijet background.

Jets are clustered from the charged and neutral particles reconstructed with the PF algorithm, using the anti- k_T jet algorithm [59] with a radius parameter of 0.5. Particles identified as isolated muons or electrons are not used in the jet clustering. Jet energies are corrected for nonlinearities due to different responses in the calorimeters and for the differences between measured and simulated responses [60]. Furthermore, to account for extra activity within a jet cone due to pileup, jet energies are corrected [53, 54] for charged hadrons that belong to a vertex other than the primary vertex, and for the amount of pileup expected in the jet area from neutral jet constituents.

At least four jets are required with $p_T > 40$ GeV and $|\eta| < 2.5$. An additional global calibration factor of the jet energy scale is obtained by fitting the W boson mass distribution in the data and in the simulation. The scale factor is determined as the ratio of the W boson mass reconstructed from non-b-tagged jet pairs in data and in the simulation. This scale correction is applied in the simulation to all jets before the selection requirements are implemented. It largely reduces the systematic uncertainty related to the jet energy scale, discussed in Section 6.

To reduce contamination from background processes, at least one of the jets has to be identified as a b jet. The b tagging algorithm used is the ‘‘combined secondary vertex’’ (CSV) algorithm at the medium working point [26, 27], corresponding to a misidentification probability of about 1% for light-parton jets (mistag rate) and an efficiency for b jets in the range 60–70% depending on the jet p_T and pseudorapidity. Figure 1 shows kinematic distributions after applying the b tagging requirement. Good agreement between data and simulation is observed.

The $M_{\ell b}$ analysis uses control samples in data for the estimation of the b tagging efficiency, as described in Refs. [26–28]. Among the four leading jets, three are assigned to the hadronically

decaying top quark through a χ^2 sorting algorithm using top quark and W boson mass constraints. The remaining fourth jet is the b jet candidate assigned to the leptonically decaying top quark. The b tagging algorithm is only applied to this b jet candidate.

Owing to differences in the triggers and in the centre-of-mass energies, in the 7 TeV analysis slightly different selection criteria are applied on the lepton p_T and E_T^{miss} . The muon transverse momentum is required to be larger than 26 GeV, while the electron p_T has to be larger than 30 GeV. No explicit E_T^{miss} requirement is needed in the muon channel. Events with $E_T^{\text{miss}} > 30$ GeV are selected in the electron channel.

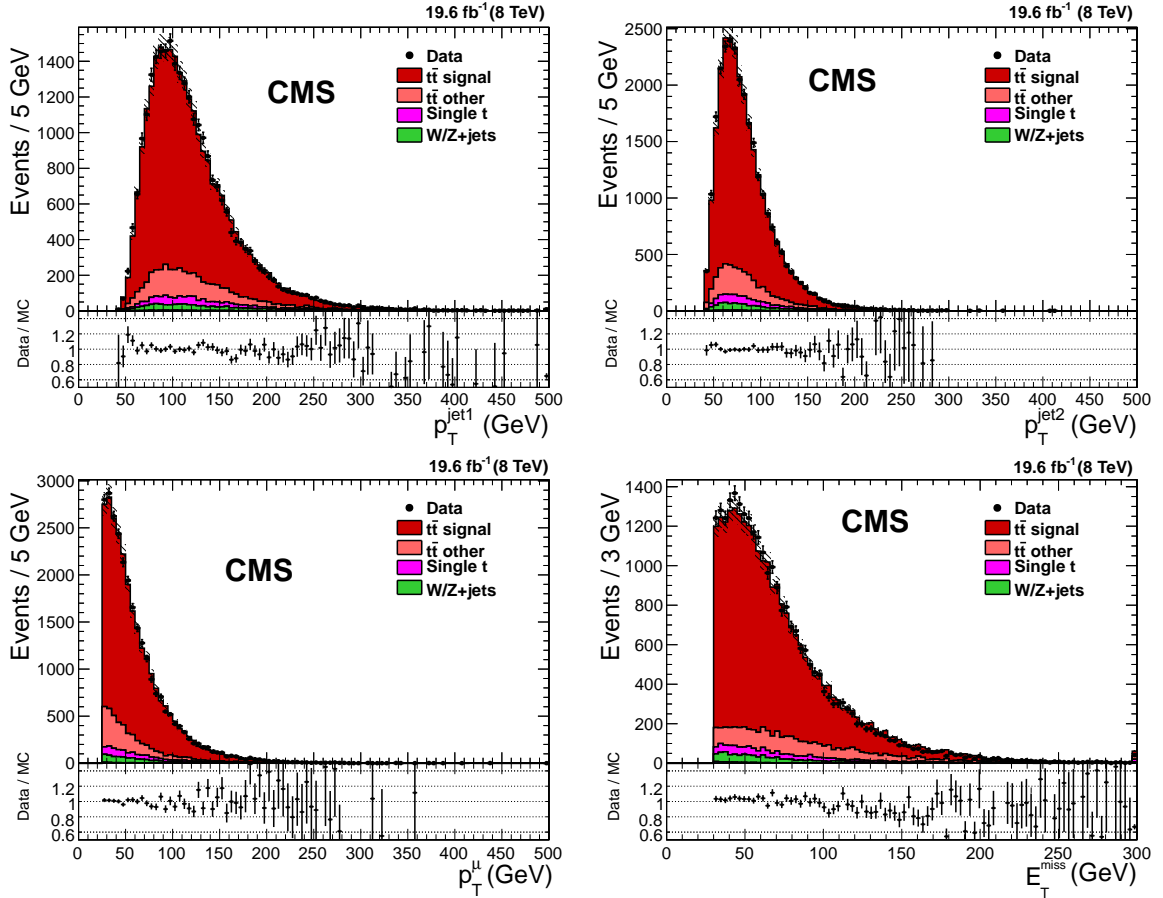


Figure 1: Transverse momentum distributions of the first- and second-leading jet (top), the muon and E_T^{miss} distribution (bottom) for all relevant processes in the muon+jets channel with the requirement of at least one b-tagged jet. The simulation is normalized to the standard model cross section values and p_T -reweighting is applied to the $t\bar{t}$ contribution. The multi-jet background is negligible and not shown. The distributions are already corrected for the b tagging efficiency scale factor. The hashed area shows the uncertainty in the luminosity measurement and the b tagging systematic uncertainty. The last bin includes the overflow. The ratio between data and simulation is shown in the lower panels for bins with non-zero entries.

5 Visible and total cross section measurements

The number of $t\bar{t}$ events is determined with a binned maximum-likelihood fit of distributions (templates), describing signal and background processes, to the data sample passing the final selection, by fitting $M_{\ell b}$, the invariant mass distribution of the b jet and the lepton.

The $t\bar{t}$ visible ($\sigma_{t\bar{t}}^{\text{vis}}$) and total ($\sigma_{t\bar{t}}$) production cross sections are extracted from the number of $t\bar{t}$ events observed in the data using the equations

$$\sigma_{t\bar{t}}^{\text{vis}} = \frac{N_{t\bar{t}}}{L \varepsilon_{t\bar{t}}}, \quad \sigma_{t\bar{t}} = \frac{\sigma_{t\bar{t}}^{\text{vis}}}{A}, \quad (1)$$

where $N_{t\bar{t}}$ is the number of $t\bar{t}$ events (including both signal events from the lepton+jets channel considered and events from other decay channels) extracted from the fit, L is the integrated luminosity, A is the $t\bar{t}$ acceptance, and $\varepsilon_{t\bar{t}}$ is the $t\bar{t}$ selection efficiency within the acceptance requirements outlined in the next section. Results are presented for both the visible and total cross section, in order to separate experimental uncertainties from theoretical assumptions as much as possible.

One template is used for $t\bar{t}$ events (both for the $t\bar{t}$ signal events and the other $t\bar{t}$ events passing the selection criteria) and one template for all background processes (W/Z +jets and single top quark production). The fit is performed in the range 0–500 GeV. Figure 2 shows the results for the fit to the data distributions in the muon and electron channels.

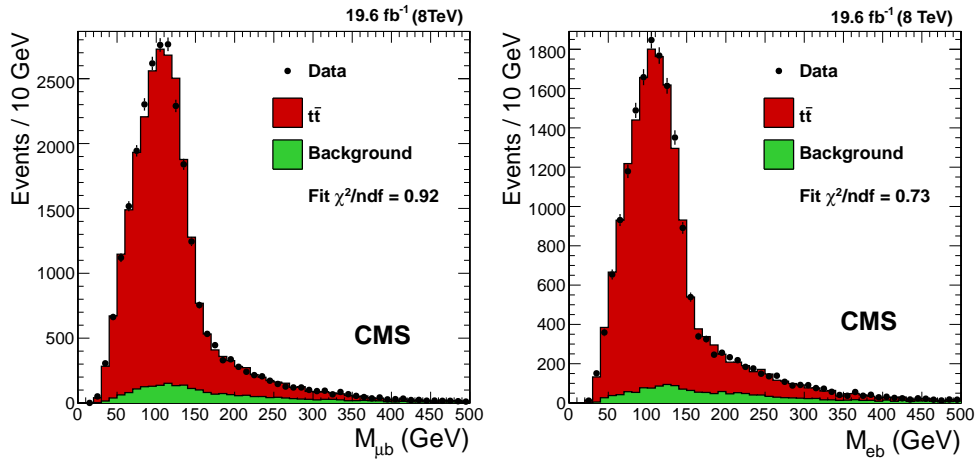


Figure 2: Distributions of the lepton-jet mass in the muon+jets (left) and electron+jets (right) channels, rescaled to the fit results.

5.1 Acceptance

The $t\bar{t}$ acceptance A corresponding to the visible phase space depends on the theoretical model and it is determined at the generator level by requiring the presence of exactly one lepton, one neutrino, and at least four jets, passing p_T and $|\eta|$ selection criteria similar to the ones delineated in Section 4. For simplicity a single acceptance definition, corresponding to the tightest selection criteria, is used for both channels at each centre-of-mass energy: exactly one muon, or electron, with $p_T > 32$ GeV and $|\eta| < 2.1$, one neutrino with $p_T > 40$ GeV, and at least four jets with $p_T > 40$ GeV and $|\eta| < 2.5$.

The acceptance values include contributions from other $t\bar{t}$ decay channels, in particular from the dilepton channel, at the level of about 9%.

The acceptance values are provided in Table 1 for the two generators used in this analysis, MADGRAPH and POWHEG. The acceptance values are in agreement at the 1–2% level at 8 TeV and at better than 5% at 7 TeV. This different level of agreement is due to the fact that the common acceptance definition described above corresponds the tightest p_T criteria, i.e. to the p_T requirements of the electron channel at $\sqrt{s} = 8$ TeV. The reweighted acceptance is determined

as the number of reweighted $t\bar{t}$ events in the visible phase space, i.e. the sum of the weights, divided by the total number of (non-reweighted) $t\bar{t}$ events.

The statistical uncertainty in the acceptance calculations is below 3%. The theoretical systematic uncertainties evaluated by varying the PDFs (Section 6) or the matching thresholds are in the range 0.1–0.2%. Variation of the factorization and renormalization scale induces a variation of up to 2% in the acceptance. These variations are already included in the systematic uncertainties quoted in Section 6.

In the following, top quark p_T -reweighting [45, 46] is always applied to the visible phase space as it provides a better agreement between data and simulation. On the other hand, given that the event weights were only determined in the phase space corresponding to the experimental selection, they have not been used for the extrapolation to the total cross section. Therefore, the non-reweighted acceptance is used to determine the total cross section. However, rescaling by the ratio of the values provided in Table 1 would allow a determination of the total cross section with the reweighted acceptance. The visible cross section does not depend on the acceptance A .

Table 1: Average acceptance values for the muon and electron channels obtained with MADGRAPH and POWHEG at $\sqrt{s} = 7$ and 8 TeV, without and with top quark p_T -reweighting applied. The statistical uncertainty is 0.0004, i.e. below 3%. The theoretical uncertainties are at the level of 2%, as discussed in the text.

Generator	$A(\sqrt{s} = 7 \text{ TeV})$		$A(\sqrt{s} = 8 \text{ TeV})$	
	no rew.	with rew.	no rew.	with rew.
MADGRAPH	0.0158	0.0156	0.0166	0.0162
POWHEG	0.0151	0.0149	0.0163	0.0161

5.2 Selection efficiency

The selection efficiency within the acceptance, $\varepsilon_{t\bar{t}}$ is reported in Table 2. It is determined from the p_T -reweighted MADGRAPH simulated sample as the number of events passing the selection criteria outlined in Section 4, over the number of events passing the acceptance requirements defined above. The selection efficiency includes the effects of trigger requirements, lepton and jet identification criteria, and b tagging efficiency, which is directly determined from data. A signal selection efficiency within acceptance of 32% in the muon channel and 21% in the electron channel is determined. Similar values (37% and 22%, respectively) are obtained at $\sqrt{s} = 7$ TeV. For the muon channel the common acceptance requirements used for both channels are tighter than the selection requirements, thus the muon channel efficiency is significantly larger than the electron channel efficiency. The $t\bar{t}$ selection efficiency, $A\varepsilon_{t\bar{t}}$, is the number of selected $t\bar{t}$ events out of all produced $t\bar{t}$ pairs, in all decay channels.

Table 2: Signal selection efficiencies, at $\sqrt{s} = 8$ TeV, determined from simulation using MADGRAPH. The non-reweighted acceptance from Table 1 is used. The relative statistical uncertainty on $\varepsilon_{t\bar{t}}$ is below 3%.

Channel	$\varepsilon_{t\bar{t}}(\sqrt{s} = 7 \text{ TeV})$	$A\varepsilon_{t\bar{t}}(\sqrt{s} = 7 \text{ TeV})$	$\varepsilon_{t\bar{t}}(\sqrt{s} = 8 \text{ TeV})$	$A\varepsilon_{t\bar{t}}(\sqrt{s} = 8 \text{ TeV})$
μ +jets	37%	0.58%	32%	0.53%
e+jets	22%	0.36%	21%	0.35%

6 Systematic uncertainties

Systematic uncertainties are determined by varying each source within its estimated uncertainty and by propagating the variation to the cross section measurements. Template shapes and signal efficiencies are varied together according to the systematic uncertainty considered. The uncertainty is given by the shift in the fitted cross section and is cross-checked by repeating its estimation with pseudo-experiments using simulation. The systematically varied template shapes are fit to pseudo-data generated using the nominal template shapes and normalizations. The validation with pseudo-experiments shows that the fit performs as expected. All systematic uncertainties, except the ones related to b tagging and to the estimation of the multijet background, are common to both the $M_{\ell b}$ and the M_3 measurements.

The effect of uncertainties in the JES is evaluated by varying the JES within the p_T - and η -dependent uncertainties given in Ref. [60]. The final JES of the simulation is matched to that in data by applying an additional global correction factor α to all jet momenta before selection. The α calibration values are individually determined for nominal conditions and for each of the variations related to JES and JER. In addition to the selection described in Section 4, two b-tagged jets are required in order to increase the signal purity. The mass of the hadronically decaying W boson is reconstructed as the dijet invariant mass from all combinations of non b-tagged jets. The dijet invariant mass distributions are fitted in data and in simulation with a function describing the W boson signal peak and the dijet combinatorial background. The α values are determined as the ratios of the fitted W boson masses in data and in simulation. In the $M_{\ell b}$ analysis $\alpha = 1.011 \pm 0.004$ is obtained with the nominal samples both in the muon and electron channels, with variations of the order of $\pm 1.5\%$ for the samples with down and up variations of the JES. The same values are determined by the M_3 analysis. This additional calibration reduces the size of the JES systematic uncertainty by approximately 60%. The JES uncertainty, reported in Table 3, consists of several sources, all propagated individually. Details of the individual contributions are explained in [61].

Table 3: Components (in %) of the JES uncertainty at 8 TeV in the muon and electron channels. The correlation coefficients used in their combination are also shown.

Source	μ +jets	e+jets	Correlation
Absolute scale	± 0.33	± 0.40	0.0
Global jet scale factor α	± 0.59	± 0.39	0.0
Relative FSR	± 0.46	± 0.41	1.0
Relative p_T	± 0.67	± 0.57	1.0
Flavour JES	± 1.84	± 1.79	1.0
Flavour JES fragmentation	± 0.50	± 0.46	1.0
Flavour JES semileptonic BR	± 0.11	± 0.16	1.0
High- p_T extra	± 0.18	± 0.23	1.0
Single pion	± 0.21	± 0.27	1.0
Pileup	± 0.35	± 0.31	1.0
Time	± 0.17	± 0.24	1.0
Total JES	± 2.23	± 2.13	0.9

The impact of the jet energy resolution (JER) is estimated by applying η -dependent variations with an average of $\pm 10\%$. The JES and JER variations are propagated to the E_T^{miss} . In addition, the contribution to E_T^{miss} arising from energy depositions not contained in jets is varied

by $\pm 10\%$ [60]. The uncertainty related to the pileup modelling is determined by propagating a $\pm 5\%$ variation [62] to the central value of the inelastic cross section. Variations in the composition of the main background processes, W+jets and Z+jets, are conservatively evaluated by varying independently their cross sections by $\pm 30\%$ [63–65]. Additional uncertainties on the heavy flavour component in W/Z+jets production are not explicitly taken into account and are assumed to be covered by the 30% uncertainty. The variation of the normalization of the single top quark background by 30% gives a negligible contribution. The trigger efficiency and lepton identification correction factors are determined with a tag-and-probe method [57] in dilepton events and are varied within their p_T - and η -dependent uncertainties.

Uncertainties from the b tagging efficiency and mistag rate are evaluated in the M_3 analysis by varying the correction factors within their uncertainties [26, 27] quoted in Section 8. In the $M_{\ell b}$ analysis, on the other hand, the b tagging efficiency for b jets is measured from data, using the technique described in Refs. [26–28], on the same selected event sample as that for the cross section determination, but before b tagging. The $M_{\ell b}$ variable is used not only as a cross section estimator, but also as a b tagging discriminator. The statistical and systematic uncertainties in the b tagging and mistag efficiencies are propagated to the statistical and systematic uncertainties in the cross section measurements. For this reason the statistical uncertainty obtained by the $M_{\ell b}$ analysis is larger than the one of the M_3 analysis. A systematic uncertainty is assigned to the choice, based on simulation, of the b-enriched (for $M_{\ell b}$ values below 140 GeV) and of the b-depleted (for $M_{\ell b}$ in the range 140–240 GeV) regions, by shifting the windows by ± 30 GeV. Since the b tagging efficiency and mistag rate are derived from data and since they are re-determined when evaluating the effect of the various systematic uncertainties, no additional uncertainties are included. The method is shown [26–28] to be stable for different b tagging algorithms and working points.

Theoretical uncertainties are taken from detailed studies performed on simulated samples. They include the common factorization and renormalization scales, which are varied by a factor of 1/4 and 4 from the default value equal to the Q^2 for the $t\bar{t}$ or W/Z+jet events. The effect of the jet-parton matching threshold on $t\bar{t}$ and W+jets events is studied by varying the threshold used for matching the matrix element level to the particles created in the parton showering by a factor of 0.5 or 2. Uncertainties from the choice of PDF are evaluated by using the Hessian method [66] with the parameters of the CTEQ6.6 PDF set [67]. Other PDF sets (including their uncertainties) yield very similar results. The PDFs and their uncertainties are determined from a fit to collision data yielding the Hessian matrix. Each of the 22 eigenvectors obtained by diagonalizing the matrix is varied within its uncertainties. The differences with respect to the nominal prediction are determined independently for each eigenvector and are added in quadrature. The systematic uncertainty due to the top quark p_T -reweighting procedure described in Section 3 is evaluated as the difference with respect to the measurement obtained with the non-reweighted sample. Only the variation due to the template shape is considered, as the correction is meant to modify the shape only.

A “signal modelling” uncertainty is attributed to the choice of the generators. It comprises changes in matrix element and parton shower implementation. The effect of the matrix element generator is evaluated by using POWHEG (instead of MADGRAPH) interfaced to PYTHIA, while the parton shower modelling is evaluated with POWHEG and HERWIG instead of POWHEG and PYTHIA. Regarding the two corresponding uncertainties, the former is always positive and the latter is always negative. For 7 TeV the same values determined for 8 TeV are used. As discussed in Section 7, the “signal modelling” uncertainty is symmetrized by taking the larger of the two contributions ($\pm 4.4\%$).

An uncertainty of 2.6% [30] (2.2% [31]) is assigned to the determination of the 2012 (2011) integrated luminosity. The resulting effects from all sources are added in quadrature. Tables 4 and 5 provide an overview of the contributions to the systematic uncertainty on the combined cross section measurements in the $M_{\ell b}$ measurements at 7 and 8 TeV.

Table 4: Overview of the systematic uncertainties in the measurement of the $t\bar{t}$ cross sections at 8 TeV, both for the total and the visible cross sections. For the “signal modelling” uncertainty the larger between the matrix element (ME) and parton shower (PS) uncertainties is taken, as explained in Section 6. The correlations assumed for the combination of the muon and electron channels are also given.

Systematic uncertainty	8 TeV			
	μ +jets (%)	e+jets (%)	corr.	comb.(%)
Jet energy scale	± 2.2	± 2.1	0.9	± 2.2
Jet energy resolution	± 0.8	± 0.9	1.0	± 0.8
E_T^{miss} unclustered energy	± 0.1	± 0.3	1.0	± 0.1
Pileup	± 0.5	± 0.4	1.0	± 0.5
Lepton ID / Trigger eff. corrections	± 0.4	± 0.5	0.0	± 0.5
b tagging method	± 0.3	± 0.7	1.0	± 0.3
Background composition	± 0.2	± 0.3	1.0	± 0.2
Factorization/renormalization scales	± 1.7	± 2.6	1.0	± 1.7
ME-PS matching threshold	± 1.3	± 2.3	1.0	± 1.2
Top quark p_T -reweighting	± 1.1	± 1.2	1.0	± 1.1
Signal modelling for $\sigma_{t\bar{t}}(\sigma_{t\bar{t}}^{\text{vis}})$	$\pm 4.4(\pm 2.2)$	$\pm 4.4(\pm 2.4)$	1.0	$\pm 4.4(\pm 2.3)$
PDF uncertainties	± 2.1	± 1.9	1.0	± 2.1
Sum for $\sigma_{t\bar{t}}(\sigma_{t\bar{t}}^{\text{vis}})$	$\pm 6.0(\pm 4.6)$	$\pm 6.5(\pm 5.4)$		$\pm 6.0(\pm 4.7)$
Integrated luminosity	± 2.6	± 2.6	1.0	± 2.6
Total for $\sigma_{t\bar{t}}(\sigma_{t\bar{t}}^{\text{vis}})$	$\pm 6.5(\pm 5.3)$	$\pm 7.0(\pm 6.0)$		$\pm 6.5(\pm 5.3)$

7 Results and combination

The results in the muon and electron channels, shown in Tables 6 and 7, are in good agreement. The combination of the channel results is performed using the best linear unbiased estimator (BLUE) method [68–70]. Asymmetric systematic uncertainties are symmetrized for the use with BLUE by taking half of the full range, except for the “signal modelling” uncertainty, where the maximum, 4.4%, is taken for $\sigma_{t\bar{t}}$. Full correlation is assumed for all systematic uncertainties between the two channels, except for lepton identification and trigger uncertainties, which are assumed to be uncorrelated.

Owing to the additional jet energy calibration from data, a correlation coefficient of 0.9 is obtained for the overall JES uncertainty. This correlation is determined from the correlation coefficients in Table 3 and it is compatible with the value inferred by comparing the combined result with and without the additional calibration. Varying the JES correlation coefficient between 0 and 1 has only a minor effect on the combined results. For example, the total cross section at 8 TeV varies by less than 0.5%, and the cross section ratio varies only by approximately 0.1%. A combination based on the relative statistical precision of the two channels would also yield compatible results. Variations of the correlations of other experimental systematic uncertainties

Table 5: Overview of the systematic uncertainties in the measurement of the $t\bar{t}$ cross sections at 7 TeV, both for the total and the visible cross sections. For the “signal modelling” uncertainty the larger between the matrix element (ME) and parton shower (PS) uncertainties is taken, as explained in Section 6. The correlations assumed for the combination of the muon and electron channels are also shown.

Systematic uncertainty	7 TeV			
	μ +jets (%)	e+jets (%)	corr.	comb.(%)
Jet energy scale	± 4.8	± 5.2	0.9	± 4.4
Jet energy resolution	± 1.4	± 1.1	1.0	± 1.1
E_T^{miss} unclustered energy	< 0.05	± 0.3	1.0	± 0.2
Pileup	± 0.4	± 0.6	1.0	± 0.5
Lepton ID / Trigger eff. corrections	± 1.4	± 1.7	0.0	± 0.8
b tagging method	± 0.5	± 0.6	1.0	± 0.6
Background composition	± 0.5	± 0.4	1.0	± 0.5
Factorization/renormalization scales	± 3.7	± 0.4	1.0	± 2.1
ME-PS matching threshold	± 2.0	± 1.7	1.0	± 1.8
Top quark p_T -reweighting	± 1.1	± 1.2	1.0	± 1.1
Signal modelling for $\sigma_{t\bar{t}}^{\text{vis}}$	$\pm 4.4(\pm 2.2)$	$\pm 4.4(\pm 2.4)$	1.0	$\pm 4.4(\pm 2.3)$
PDF uncertainties	± 2.3	± 1.9	1.0	± 2.2
Sum for $\sigma_{t\bar{t}}^{\text{vis}}$	$\pm 8.4(\pm 7.5)$	$\pm 7.7(\pm 6.8)$		$\pm 7.4(\pm 6.4)$
Integrated luminosity	± 2.2	± 2.2	1.0	± 2.2
Total for $\sigma_{t\bar{t}}^{\text{vis}}$	$\pm 8.7(\pm 7.8)$	$\pm 8.0(\pm 7.1)$		$\pm 7.7(\pm 6.7)$

have negligible effect on the combined results.

The integrated luminosity and the pileup uncertainties are assumed to be fully correlated between channels at the same centre-of-mass energy, and uncorrelated between 7 and 8 TeV for the cross section ratio.

7.1 Results at $\sqrt{s} = 8$ TeV

The visible cross section obtained from the fit to the $M_{b\bar{b}}$ distribution, using MADGRAPH signal templates for $m_t = 172.5$ GeV, is

$$\sigma_{t\bar{t}}^{\text{vis}}(\text{combined}) = 3.80 \pm 0.06(\text{stat}) \pm 0.18(\text{syst}) \pm 0.10(\text{lumi}) \text{ pb.}$$

The statistical uncertainty includes the contribution from the simultaneous determination of the b tagging efficiency (see Section 6). There is excellent agreement with the measurement of the visible cross section using POWHEG for the efficiency within the kinematic acceptance selected by this analysis.

Using the acceptance values of Table 1, the visible cross section measurements in the electron and muon channels are first extrapolated to the full phase space and then combined to obtain the following total cross section measurement

$$\sigma_{t\bar{t}}(\text{combined}) = 228.5 \pm 3.8(\text{stat}) \pm 13.7(\text{syst}) \pm 6.0(\text{lumi}) \text{ pb.}$$

The measurements are in good agreement with the theoretical prediction

$$\sigma_{\text{tt}}^{\text{th.}}(8 \text{ TeV}) = 252.9_{-8.6}^{+6.4}(\text{scale}) \pm 11.7(\text{PDF}+\alpha_S) \text{ pb}$$

(see Section 3), for $m_t = 172.5 \text{ GeV}$.

The BLUE combination yields the following relative weights of the muon and electron channels, and their correlations, respectively. At 8 TeV they are: 1.07 (1.09), -0.07 (-0.09), with correlation coefficient 0.88 (0.91) for the total (visible) cross section, while at 7 TeV they are: 0.50 (0.51), 0.50 (0.49), with correlation coefficient 0.71 (0.65). The negative weights of the electron channel in the combination of the total and visible cross section at 8 TeV depend on the choice of the JES correlation coefficient (0.9) used in the combination. Smaller JES correlation coefficients (0.5 for the total cross section and 0.2 for the visible cross section) would yield positive BLUE weights. The negative weights causes the combined central value, 228.5 pb, to lie outside the interval of the two individual measurements, as summarized in Tables 6 and 7.

Alternatively, using POWHEG instead of MADGRAPH, the combined total cross section at 8 TeV shifts by +8.6 pb. The difference, at the level of less than 4%, is mainly ascribed to the different acceptance for the two generators.

All results are summarized in Tables 6 and 7 for $m_t = 172.5 \text{ GeV}$. For POWHEG the same relative systematic uncertainties as determined for MADGRAPH are used.

Table 6: Visible cross section measurements at $\sqrt{s} = 7$ and 8 TeV with the reference analysis $M_{\ell b}$ and the alternative analysis M_3 (described in Section 8). Results obtained for $m_t = 172.5 \text{ GeV}$ with MADGRAPH and with POWHEG are shown. The uncertainties are in the order: statistical, systematic, and due to the luminosity determination.

Analysis	Generator	Channel	$\sigma_{\text{tt}}^{\text{vis}}$ at $\sqrt{s} = 8 \text{ TeV}$
$M_{\ell b}$	MADGRAPH	μ +jets	$3.80 \pm 0.06 \pm 0.18 \pm 0.10 \text{ pb}$
		e+jets	$3.90 \pm 0.07 \pm 0.21 \pm 0.10 \text{ pb}$
		Combined	$3.80 \pm 0.06 \pm 0.18 \pm 0.10 \text{ pb}$
$M_{\ell b}$	POWHEG	Combined	$3.83 \pm 0.06 \pm 0.18 \pm 0.10 \text{ pb}$
M_3	MADGRAPH	μ +jets	$3.79 \pm 0.05 \pm 0.24 \pm 0.10 \text{ pb}$
		e+jets	$3.75 \pm 0.04 \pm 0.26 \pm 0.10 \text{ pb}$
		Combined	$3.78 \pm 0.04 \pm 0.25 \pm 0.10 \text{ pb}$
M_3	POWHEG	Combined	$3.88 \pm 0.05 \pm 0.27 \pm 0.10 \text{ pb}$
Analysis	Generator	Channel	$\sigma_{\text{tt}}^{\text{vis}}$ at $\sqrt{s} = 7 \text{ TeV}$
$M_{\ell b}$	MADGRAPH	μ +jets	$2.48 \pm 0.09 \pm 0.19 \pm 0.06 \text{ pb}$
		e+jets	$2.62 \pm 0.10 \pm 0.18 \pm 0.06 \text{ pb}$
		Combined	$2.55 \pm 0.09 \pm 0.18 \pm 0.06 \text{ pb}$

7.2 Dependence on the top quark mass at $\sqrt{s} = 8 \text{ TeV}$

Using simulation, the dependence of the measured total cross section on the top quark mass is determined to be linear in the m_t range from 161.5 to 184.5 GeV. The top quark mass value used for the central results is 172.5 GeV. The slope values reported in Table 8 can be used to linearly adjust the results in the two channels to other mass values. For $m_t = 173.3 \text{ GeV}$ [71] the adjusted results of the two channels yield a combined cross section value

$$\sigma_{\text{tt}}(\text{combined}, m_t = 173.3 \text{ GeV}) = 227.4 \pm 3.8(\text{stat}) \pm 13.7(\text{syst}) \pm 6.0(\text{lumi}) \text{ pb}.$$

Table 7: Total cross section measurements at $\sqrt{s} = 7$ and 8 TeV with the reference analysis $M_{\ell b}$ and the alternative analysis M_3 (described in Section 8). Results obtained for $m_t = 172.5$ GeV with MADGRAPH and with POWHEG are shown. The uncertainties are in the order: statistical, systematic, and due to the luminosity determination.

Analysis	Generator	Channel	$\sigma_{\bar{t}\bar{t}}$ at $\sqrt{s} = 8$ TeV
$M_{\ell b}$	MADGRAPH	μ +jets	$228.9 \pm 3.4 \pm 13.7 \pm 6.0$ pb
		e+jets	$234.6 \pm 3.9 \pm 15.2 \pm 6.2$ pb
		Combined	$228.5 \pm 3.8 \pm 13.7 \pm 6.0$ pb
$M_{\ell b}$	POWHEG	Combined	$237.1 \pm 3.9 \pm 14.2 \pm 6.2$ pb
M_3	MADGRAPH	μ +jets	$228.7 \pm 2.6 \pm 19.0 \pm 6.0$ pb
		e+jets	$225.8 \pm 2.4 \pm 19.1 \pm 5.9$ pb
		Combined	$227.1 \pm 2.5 \pm 19.1 \pm 6.0$ pb
M_3	POWHEG	Combined	$238.4 \pm 2.8 \pm 20.0 \pm 6.2$ pb
Analysis	Generator	Channel	$\sigma_{\bar{t}\bar{t}}$ at $\sqrt{s} = 7$ TeV
$M_{\ell b}$	MADGRAPH	μ +jets	$157.7 \pm 5.5 \pm 13.2 \pm 3.4$ pb
		e+jets	$165.8 \pm 6.5 \pm 12.8 \pm 3.6$ pb
		Combined	$161.7 \pm 6.0 \pm 12.0 \pm 3.6$ pb

Table 8: Slope values for the muon and electron channels obtained with linear fits to the cross section values at $\sqrt{s} = 8$ TeV as a function of the top quark mass. The MADGRAPH generator is used. The change in sign is due to the acceptance A .

Channel	Slope (%/GeV) of $\sigma_{\bar{t}\bar{t}}^{\text{vis}}$	Slope (%/GeV) of $\sigma_{\bar{t}\bar{t}}$
μ +jets	$+0.50 \pm 0.06$	-0.66 ± 0.05
e+jets	$+0.30 \pm 0.04$	-0.94 ± 0.05

7.3 Results at $\sqrt{s} = 7$ TeV and cross section ratio

At $\sqrt{s} = 7$ TeV the measured cross section, with MADGRAPH, is

$$\sigma_{\bar{t}t}(\text{combined}) = 161.7 \pm 6.0 (\text{stat}) \pm 12.0 (\text{syst}) \pm 3.6 (\text{lumi}) \text{ pb.}$$

The measurements are in good agreement with the theoretical expectation

$$\sigma_{\bar{t}t}^{\text{th.}} (7 \text{ TeV}) = 177.3_{-6.0}^{+4.6} (\text{scale}) \pm 9.0 (\text{PDF} + \alpha_S) \text{ pb}$$

at 7 TeV, for a top quark mass of 172.5 GeV.

From the measurements of the total cross section at the two centre-of-mass energies, a cross section ratio $R^{8/7}$ is determined. In the ratio the experimental uncertainties, which are correlated between the two analyses (at $\sqrt{s} = 7$ or 8 TeV, in each channel) cancel out, leading to an improved precision in comparison to the individual measurements at 7 or 8 TeV. The ratio is first determined in the individual muon (1.45 ± 0.09) and electron (1.41 ± 0.09) channels and then combined. The measured ratio is

$$R^{8/7} = 1.43 \pm 0.04 (\text{stat}) \pm 0.07 (\text{syst}) \pm 0.05 (\text{lumi}).$$

In the combination of the ratios in the two channels the theoretical uncertainties, and the jet-related uncertainties are assumed to be 100% correlated, except the JES uncertainty, which is taken as 90% correlated. The other experimental uncertainties are assumed to be uncorrelated. The expected values of the cross section ratio, for instance $R_{\text{th.}}^{8/7} = 1.429 \pm 0.001 (\text{scale}) \pm 0.004 (\text{PDF}) \pm 0.001 (\text{ff}_S) \pm 0.001 (m_t)$ [2], for the MSTW08 PDF set and for $m_t = 173.3$ GeV, are in good agreement with the measurement.

8 Alternative approach at $\sqrt{s} = 8$ TeV using M_3

In the M_3 analysis similar requirements for the selection of $\bar{t}t$ lepton+jets decays are used, with slightly different p_T -threshold values. Only the differences with respect to the main selection are summarized in the following.

At least four jets are required within $|\eta| < 2.5$ and with $p_T > 50, 40, 30,$ and 30 GeV in the muon channel, and $p_T > 50, 45, 35,$ and 30 GeV in the electron channel. Slightly tighter p_T selection criteria are applied in the electron channel because of the larger multijet background. Muons are required to have transverse momentum larger than 26 GeV. In the muon channel no explicit requirement is applied on the missing energy in the transverse plane, while E_T^{miss} has to be larger than 20 GeV in the electron channel.

The M_3 analysis uses a correction factor of (0.95 ± 0.02) [26, 27] to the simulated events to reproduce the different b tagging efficiency in data and simulation, and a correction factor of $(1.11 \pm 0.01 \pm 0.12)$ [26, 27] to take into account the different probability that a light-quark or gluon jet is identified as a b jet. These correction factors are determined following Refs. [26, 27]. No correction factors are applied in the $M_{\ell b}$ analysis, where these efficiencies are determined from data.

Different strategies to take into account the multijet background are developed for the $M_{\ell b}$ and M_3 analyses. In the former, this background is reduced to a negligible level thanks to tighter selection requirements on E_T^{miss} and on the transverse momenta of the third and fourth jets. In the M_3 analysis, looser selection cuts are chosen and the multijet background is considered

further in the analysis. Since MC simulation can not adequately reproduce the shape and normalization of multijet events, this background is thus estimated from data.

Selected multijet events mostly consist of semileptonic heavy-flavour decays and, in the electron channel, events in which pions in jets are misidentified as electrons. Such events feature lepton candidates not coming from W boson decays and thus not truly isolated. The shape of the accepted multijet background is extracted from a sideband data sample where leptons have large relative isolation, greater than 0.17 in the muon channel and 0.2 in the electron channel. The data sample is selected such that it is rich in multijet background and poor in $t\bar{t}$ signal and in other processes such as W +jets. The remaining $t\bar{t}$, W +jets and Z +jets contamination is estimated and subtracted using simulation. Other backgrounds, for example single top quark production, are neglected because of their smaller contributions. The nominal multijet shape is taken as the distribution measured in the sideband after subtracting the components described above.

The template fit is performed with the M_3 distribution in the range 0–1400 GeV. One single template is used for $t\bar{t}$ events (both for the $t\bar{t}$ signal events and the other $t\bar{t}$ events passing the selection requirements) and individual templates are used for each background process. The $t\bar{t}$, single top quark, W +jets, and Z +jets templates, used in the likelihood maximization, are taken from simulation, while the multijet template is estimated from data as described above. Because of the similarity between the single top quark and the $t\bar{t}$ templates, the single top quark contribution is constrained by a Gaussian distribution of 30% width to its expected value. The choice of the constraint has a negligible effect on the final result. The normalization of the signal and background processes, including the multijet background, is determined by the fit itself. The muon and electron channels are combined with the BLUE method to obtain the quoted combined result.

The measured cross section with the M_3 template fit is

$$\sigma_{t\bar{t}}(\text{combined}) = 227.1 \pm 2.5 (\text{stat}) \pm 19.1 (\text{syst}) \pm 6.0 (\text{lumi}) \text{ pb.}$$

The M_3 distributions in the muon and electron channels are shown in Fig. 3. Good agreement is observed between data and the templates. The results are compatible with those of the M_{lb} analysis and are summarized in Tables 6 and 7. The main contributions to the systematic uncertainties of the combined result are, in decreasing order: signal modelling (4.4%), factorization and renormalization scales (2.9%), multijet background subtraction (2.2%), JES (2.1%), PDF (1.6%), and b tagging efficiency and mistag rate (1.5%). The uncertainty related to the multijet background subtraction is estimated by evaluating two effects. The subtracted $t\bar{t}$, W +jets, and Z +jets contaminations are varied by 50%. In addition, we assign an uncertainty to the assumption that the M_3 shape does not vary in different regions of relative lepton isolation, by repeating the analysis in six different intervals of the relative lepton isolation.

9 Summary

A measurement of the $t\bar{t}$ production cross section at $\sqrt{s} = 8 \text{ TeV}$ is presented, using the data collected with the CMS detector and corresponding to an integrated luminosity of 19.6 fb^{-1} . The analysis is performed in the $t\bar{t}$ lepton+jets decay channel with one muon or electron and at least four jets in the final state with at least one b -tagged jet. The $t\bar{t}$ cross section is extracted using a binned maximum-likelihood fit of templates from simulated events to the data sample. The results from the two lepton+jets channels are combined using the BLUE method.

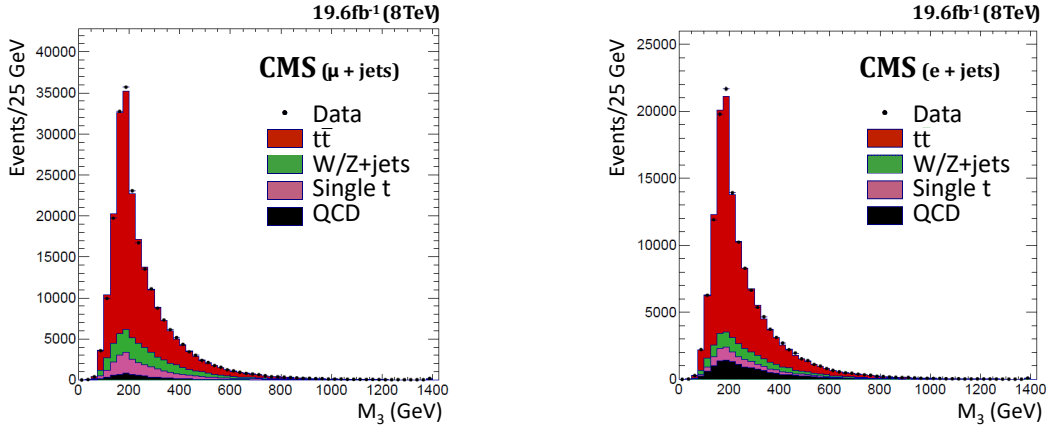


Figure 3: Distributions of the M_3 mass in the 8 TeV data, for the muon+jets (left) and electron+jets (right) channels, rescaled to the template likelihood fit results. The last filled bin includes the overflow.

Techniques based on control samples in data are used to determine the b tagging efficiency and to calibrate the jet energy scale. These techniques allow for a better determination of the corresponding systematic uncertainties, particularly for the JES, which is a dominant source of experimental uncertainty.

In the kinematic range defined in the simulation with exactly one muon, or electron, with $p_T > 32$ GeV and $|\eta| < 2.1$, one neutrino with $p_T > 40$ GeV, and at least four jets with $p_T > 40$ GeV and $|\eta| < 2.5$, the measured visible $t\bar{t}$ cross section at $\sqrt{s} = 8$ TeV is 3.80 ± 0.06 (stat) ± 0.18 (syst) ± 0.10 (lumi) pb.

Using the MADGRAPH generator for the extrapolation to the full phase space, the total $t\bar{t}$ cross section at 8 TeV is 228.5 ± 3.8 (stat) ± 13.7 (syst) ± 6.0 (lumi) pb. The result of an alternative analysis, which makes use of the observable M_3 , is in good agreement with this value.

Furthermore, the analysis performed using data at $\sqrt{s} = 7$ TeV, yields a total cross section measurement of 161.7 ± 6.0 (stat) ± 12.0 (syst) ± 3.6 (lumi) pb. The measured cross section ratio, where a number of experimental uncertainties cancel out, is 1.43 ± 0.04 (stat) ± 0.07 (syst) ± 0.05 (lumi).

All measurements are in agreement with the NNLO theoretical predictions.

Acknowledgments

We congratulate our colleagues in the CERN accelerator departments for the excellent performance of the LHC and thank the technical and administrative staffs at CERN and at other CMS institutes for their contributions to the success of the CMS effort. In addition, we gratefully acknowledge the computing centres and personnel of the Worldwide LHC Computing Grid for delivering so effectively the computing infrastructure essential to our analyses. Finally, we acknowledge the enduring support for the construction and operation of the LHC and the CMS detector provided by the following funding agencies: the Austrian Federal Ministry of Science, Research and Economy and the Austrian Science Fund; the Belgian Fonds de la Recherche Scientifique, and Fonds voor Wetenschappelijk Onderzoek; the Brazilian Funding Agencies (CNPq, CAPES, FAPERJ, and FAPESP); the Bulgarian Ministry of Education and Science; CERN; the Chinese Academy of Sciences, Ministry of Science and Technology, and National Natural Science Foundation of China; the Colombian Funding Agency (COLCIENCIAS);

the Croatian Ministry of Science, Education and Sport, and the Croatian Science Foundation; the Research Promotion Foundation, Cyprus; the Ministry of Education and Research, Estonian Research Council via IUT23-4 and IUT23-6 and European Regional Development Fund, Estonia; the Academy of Finland, Finnish Ministry of Education and Culture, and Helsinki Institute of Physics; the Institut National de Physique Nucléaire et de Physique des Particules / CNRS, and Commissariat à l'Énergie Atomique et aux Énergies Alternatives / CEA, France; the Bundesministerium für Bildung und Forschung, Deutsche Forschungsgemeinschaft, and Helmholtz-Gemeinschaft Deutscher Forschungszentren, Germany; the General Secretariat for Research and Technology, Greece; the National Scientific Research Foundation, and National Innovation Office, Hungary; the Department of Atomic Energy and the Department of Science and Technology, India; the Institute for Studies in Theoretical Physics and Mathematics, Iran; the Science Foundation, Ireland; the Istituto Nazionale di Fisica Nucleare, Italy; the Ministry of Science, ICT and Future Planning, and National Research Foundation (NRF), Republic of Korea; the Lithuanian Academy of Sciences; the Ministry of Education, and University of Malaya (Malaysia); the Mexican Funding Agencies (CINVESTAV, CONACYT, SEP, and UASLP-FAI); the Ministry of Business, Innovation and Employment, New Zealand; the Pakistan Atomic Energy Commission; the Ministry of Science and Higher Education and the National Science Centre, Poland; the Fundação para a Ciência e a Tecnologia, Portugal; JINR, Dubna; the Ministry of Education and Science of the Russian Federation, the Federal Agency of Atomic Energy of the Russian Federation, Russian Academy of Sciences, and the Russian Foundation for Basic Research; the Ministry of Education, Science and Technological Development of Serbia; the Secretaría de Estado de Investigación, Desarrollo e Innovación and Programa Consolider-Ingenio 2010, Spain; the Swiss Funding Agencies (ETH Board, ETH Zurich, PSI, SNF, UniZH, Canton Zurich, and SER); the Ministry of Science and Technology, Taipei; the Thailand Center of Excellence in Physics, the Institute for the Promotion of Teaching Science and Technology of Thailand, Special Task Force for Activating Research and the National Science and Technology Development Agency of Thailand; the Scientific and Technical Research Council of Turkey, and Turkish Atomic Energy Authority; the National Academy of Sciences of Ukraine, and State Fund for Fundamental Researches, Ukraine; the Science and Technology Facilities Council, UK; the US Department of Energy, and the US National Science Foundation.

Individuals have received support from the Marie-Curie programme and the European Research Council and EPLANET (European Union); the Leventis Foundation; the A. P. Sloan Foundation; the Alexander von Humboldt Foundation; the Belgian Federal Science Policy Office; the Fonds pour la Formation à la Recherche dans l'Industrie et dans l'Agriculture (FRIA-Belgium); the Agentschap voor Innovatie door Wetenschap en Technologie (IWT-Belgium); the Ministry of Education, Youth and Sports (MEYS) of the Czech Republic; the Council of Science and Industrial Research, India; the HOMING PLUS programme of the Foundation for Polish Science, cofinanced from European Union, Regional Development Fund; the Compagnia di San Paolo (Torino); the Consorzio per la Fisica (Trieste); MIUR project 20108T4XTM (Italy); the Thalís and Aristeia programmes cofinanced by EU-ESF and the Greek NSRF; the National Priorities Research Program by Qatar National Research Fund; the Rachadapisek Sompot Fund for Postdoctoral Fellowship, Chulalongkorn University (Thailand); and the Welch Foundation.

References

- [1] CMS Collaboration, “Determination of the top-quark pole mass and strong coupling constant from the $t\bar{t}$ production cross section in pp collisions at $\sqrt{s} = 7\text{ TeV}$ ”, *Phys. Lett. B* **728** (2014) 496, doi:10.1016/j.physletb.2013.12.009, arXiv:1307.1907. [Corrigendum: doi:10.1016/j.physletb.2014.08.040].
- [2] M. Czakon, M. L. Mangano, A. Mitov, and J. Rojo, “Constraints on the gluon PDF from top quark pair production at hadron colliders”, *JHEP* **07** (2013) 167, doi:10.1007/JHEP07(2013)167, arXiv:1303.7215.
- [3] CMS Collaboration, “First measurement of the cross section for top-quark pair production in proton-proton collisions at $\sqrt{s} = 7\text{ TeV}$ ”, *Phys. Lett. B* **695** (2011) 424, doi:10.1016/j.physletb.2010.11.058.
- [4] CMS Collaboration, “Measurement of the $t\bar{t}$ production cross section and the top quark mass in the dilepton channel in pp collisions at 7 TeV”, *JHEP* **07** (2011) 049, doi:10.1007/JHEP07(2011)049, arXiv:1105.5661.
- [5] CMS Collaboration, “Measurement of the $t\bar{t}$ production cross section in pp collisions at $\sqrt{s} = 7\text{ TeV}$ using the kinematic properties of events with leptons and jets”, *Eur. Phys. J. C* **71** (2011) 1721, doi:10.1140/epjc/s10052-011-1721-3.
- [6] CMS Collaboration, “Measurement of the $t\bar{t}$ production cross section in pp collisions at 7 TeV in lepton+jets events using b-quark jet identification”, *Phys. Rev. D* **84** (2011) 092004, doi:10.1103/PhysRevD.84.092004, arXiv:1108.3773.
- [7] CMS Collaboration, “Measurement of the $t\bar{t}$ production cross section in the dilepton channel in pp collisions at 7 TeV”, *JHEP* **11** (2012) 067, doi:10.1007/JHEP11(2012)067, arXiv:1208.2671.
- [8] CMS Collaboration, “Measurement of the $t\bar{t}$ production cross section in pp collisions at $\sqrt{s} = 7\text{ TeV}$ with lepton+jets final states”, *Phys. Lett. B* **720** (2013) 83, doi:10.1016/j.physletb.2013.02.021, arXiv:1212.6682.
- [9] CMS Collaboration, “Measurement of the $t\bar{t}$ production cross section in the all-jet final state in pp collisions at $\sqrt{s} = 7\text{ TeV}$ ”, *JHEP* **05** (2013) 065, doi:10.1007/JHEP05(2013)065, arXiv:1302.0508.
- [10] CMS Collaboration, “Measurement of the $t\bar{t}$ production cross section in the τ +jets channel in pp collisions at $\sqrt{s} = 7\text{ TeV}$ ”, *Eur. Phys. J. C* **73** (2013) 2386, doi:10.1140/epjc/s10052-013-2386-x, arXiv:1301.5755.
- [11] CMS Collaboration, “Measurement of the $t\bar{t}$ production cross section in pp collisions at $\sqrt{s} = 7\text{ TeV}$ in dilepton final states containing a τ ”, *Phys. Rev. D* **85** (2012) 112007, doi:10.1103/PhysRevD.85.112007, arXiv:1203.6810.
- [12] ATLAS Collaboration, “Measurement of the top quark-pair production cross section with ATLAS in pp collisions at $\sqrt{s} = 7\text{ TeV}$ ”, *Eur. Phys. J. C* **71** (2011) 1577, doi:10.1140/epjc/s10052-011-1577-6, arXiv:1012.1792.
- [13] ATLAS Collaboration, “Measurement of the $t\bar{t}$ production cross section in the tau+jets channel using the ATLAS detector”, *Eur. Phys. J. C* **73** (2013) 2328, doi:10.1140/epjc/s10052-013-2328-7, arXiv:1211.7205.

- [14] ATLAS Collaboration, “Measurement of the top quark pair production cross-section with ATLAS in the single lepton channel”, *Phys. Lett. B* **711** (2012) 244, doi:10.1016/j.physletb.2012.03.083, arXiv:1201.1889.
- [15] ATLAS Collaboration, “Measurement of the top quark pair cross-section with ATLAS in pp collisions at $\sqrt{s} = 7$ TeV using final states with an electron or a muon and a hadronically decaying τ lepton”, *Phys. Lett. B* **717** (2012) 89, doi:10.1016/j.physletb.2012.09.032, arXiv:1205.2067.
- [16] ATLAS Collaboration, “Measurement of the cross section for top-quark pair production in pp collisions at $\sqrt{s} = 7$ TeV with the ATLAS detector using final states with two high- p_T leptons”, *JHEP* **05** (2012) 059, doi:10.1007/JHEP05(2012)059, arXiv:1202.4892.
- [17] ATLAS Collaboration, “Measurement of the top quark pair production cross section in pp collisions at $\sqrt{s} = 7$ TeV in dilepton final states with ATLAS”, *Phys. Lett. B* **707** (2012) 459, doi:10.1016/j.physletb.2011.12.055, arXiv:1108.3699.
- [18] ATLAS Collaboration, “Measurement of the $t\bar{t}$ production cross section using $e\mu$ events with b-tagged jets in pp collisions at $\sqrt{s} = 7$ and 8 TeV with the ATLAS detector”, *Eur. Phys. J. C* **74** (2014) 3109, doi:10.1140/epjc/s10052-014-3109-7, arXiv:1406.5375.
- [19] CMS Collaboration, “Measurement of the $t\bar{t}$ production cross section in the dilepton channel in pp collisions at $\sqrt{s} = 8$ TeV”, *JHEP* **02** (2014) 024, doi:10.1007/JHEP02(2014)024, arXiv:1312.7582. [Erratum: doi:10.1007/JHEP02(2014)102].
- [20] CMS Collaboration, “Measurement of the $t\bar{t}$ production cross section in pp collisions at $\sqrt{s} = 8$ TeV in dilepton final states containing one τ lepton”, *Phys. Lett. B* **739** (2014) 23, doi:10.1016/j.physletb.2014.10.032, arXiv:1407.6643.
- [21] CMS Collaboration, “Measurement of the $t\bar{t}$ production cross section in the all-jet final state in pp collisions at $\sqrt{s} = 8$ TeV”, *Eur. Phys. J. C* **76** (2016) 128, doi:10.1140/epjc/s10052-016-3956-5.
- [22] ATLAS Collaboration, “Simultaneous measurements of the $t\bar{t}$, W^+W^- , and $Z/\gamma^* \rightarrow \tau\tau$ production cross section in pp collisions at $\sqrt{s} = 7$ TeV with the ATLAS detector”, *Phys. Rev. D* **91** (2015) 052005, doi:10.1103/PhysRevD.91.052005.
- [23] ATLAS Collaboration, “Measurement of the top pair production cross section in 8 TeV proton-proton collisions using kinematic information in the lepton+jets final states with ATLAS”, *Phys. Rev. D* **91** (2015) 112013, doi:10.1103/PhysRevD.91.112013, arXiv:1504.04251.
- [24] ATLAS Collaboration, “Measurement of the top quark branching ratios into channels with leptons and quarks with the ATLAS detector”, *Phys. Rev. D* **92** (2015) 072005, doi:10.1103/PhysRevD.92.072005.
- [25] CMS Collaboration, “Measurement of the $t\bar{t}$ production cross section in the $e\mu$ channel in proton-proton collisions at $\sqrt{s} = 7$ and 8 TeV with the CMS experiment”, (2016). arXiv:1603.02303. Submitted to J. High Energy Phys.

- [26] CMS Collaboration, “Identification of b-quark jets with the CMS Experiment”, *JINST* **08** (2013) P04013, doi:10.1088/1748-0221/8/04/P04013, arXiv:1211.4462.
- [27] CMS Collaboration, “Performance of b tagging at $\sqrt{s} = 8$ TeV in multijet, $t\bar{t}$ and boosted topology events”, CMS Physics Analysis Summary CMS-PAS-BTV-13-001, 2013.
- [28] M. Maes, “Measurement of the top quark pair production cross section at the LHC with the CMS experiment”. PhD thesis, Vrije Universiteit Brussels, 2013.
- [29] CMS Collaboration, “The CMS experiment at the CERN LHC”, *JINST* **3** (2008) S08004, doi:10.1088/1748-0221/3/08/S08004.
- [30] CMS Collaboration, “CMS luminosity based on pixel cluster counting — Summer 2013 update”, CMS Physics Analysis Summary CMS-PAS-LUM-13-001, 2013.
- [31] CMS Collaboration, “Absolute Calibration of the Luminosity Measurement at CMS: Winter 2012 Update”, CMS Physics Analysis Summary CMS-PAS-SMP-12-008, 2012.
- [32] J. Alwall et al., “MadGraph 5: going beyond”, *JHEP* **06** (2011) 128, doi:10.1007/JHEP06(2011)128, arXiv:1106.0522.
- [33] J. Alwall et al., “The automated computation of tree-level and next-to-leading order differential cross sections, and their matching to parton shower simulations”, *JHEP* **07** (2014) 079, doi:10.1007/JHEP07(2014)079, arXiv:1405.0301.
- [34] S. Alioli, P. Nason, C. Oleari, and E. Re, “NLO vector-boson production matched with shower in POWHEG”, *JHEP* **07** (2008) 060, doi:10.1088/1126-6708/2008/07/060, arXiv:0805.4802.
- [35] S. Frixione, P. Nason, and C. Oleari, “Matching NLO QCD computations with parton shower simulations: the POWHEG method”, *JHEP* **11** (2007) 070, doi:10.1088/1126-6708/2007/11/070, arXiv:0709.2092.
- [36] J. Gao et al., “The CT10 NNLO global analysis of QCD”, *Phys. Rev. D* **89** (2014) 033009, doi:10.1103/PhysRevD.89.033009, arXiv:1302.6246.
- [37] S. Alekhin et al., “The PDF4LHC Working Group interim report”, (2011). arXiv:1101.0536.
- [38] M. Botje et al., “The PDF4LHC Working Group interim recommendations”, (2011). arXiv:1101.0538.
- [39] R. D. Ball et al., “Parton distributions with LHC data”, *Nucl. Phys. B* **867** (2013) 244, doi:10.1016/j.nuclphysb.2012.10.003, arXiv:1207.1303.
- [40] T. Sjöstrand, S. Mrenna, and P. Z. Skands, “PYTHIA 6.4 physics and manual”, *JHEP* **05** (2006) 026, doi:10.1088/1126-6708/2006/05/026, arXiv:hep-ph/0603175.
- [41] G. Corcella et al., “HERWIG 6.5: an event generator for hadron emission reactions with interfering gluons (including supersymmetric processes)”, *JHEP* **01** (2001) 010, doi:10.1088/1126-6708/2001/01/010, arXiv:hep-ph/0011363.
- [42] M. L. Mangano, M. Moretti, F. Piccinini, and M. Treccani, “Matching matrix elements and shower evolution for top- quark production in hadronic collisions”, *JHEP* **01** (2007) 013, doi:10.1088/1126-6708/2007/01/013, arXiv:hep-ph/0611129.

- [43] J. Alwall, S. de Visscher, and F. Maltoni, “QCD radiation in the production of heavy colored particles at the LHC”, *JHEP* **02** (2009) 017, doi:10.1088/1126-6708/2009/02/017, arXiv:0810.5350.
- [44] M. Czakon, P. Fiedler, and A. Mitov, “Top++: a program for the calculation of the top-pair cross-section at hadron colliders”, *Comp. Phys. Commun.* **185** (2014) 2930, doi:10.1016/j.cpc.2014.06.021, arXiv:1112.5675.
- [45] CMS Collaboration, “Measurement of differential top-quark pair production cross sections in pp collisions at $\sqrt{s} = 7$ TeV”, *Eur. Phys. J. C* **73** (2013) 2339, doi:10.1140/epjc/s10052-013-2339-4, arXiv:1211.2220.
- [46] CMS Collaboration, “Measurement of the differential cross section for top quark pair production in pp collisions at $\sqrt{s} = 8$ TeV”, *Eur. Phys. J. C* **75** (2015) 542, doi:10.1140/epjc/s10052-015-3709-x, arXiv:1505.04480.
- [47] R. Gavin, Y. Li, F. Petriello, and S. Quackenbush, “FEWZ 2.0: A code for hadronic Z production at next-to-next-to-leading order”, *Comp. Phys. Commun.* **182** (2011) 2388, doi:10.1016/j.cpc.2011.06.008, arXiv:1011.3540.
- [48] R. Gavin, Y. Li, F. Petriello, and S. Quackenbush, “W physics at the LHC with FEWZ 2.1”, *Comput. Phys. Commun.* **184** (2013) 208, doi:10.1016/j.cpc.2012.09.005, arXiv:1201.5896.
- [49] J. M. Campbell and R. K. Ellis, “MCFM for the Tevatron and the LHC”, *Nucl. Phys. Proc. Suppl.* **205-206** (2010) 10, doi:10.1016/j.nuclphysbps.2010.08.011, arXiv:1007.3492.
- [50] J. M. Campbell and F. Tramontano, “Next-to-leading order corrections to Wt production and decay”, *Nucl. Phys. B* **726** (2005) 109, doi:10.1016/j.nuclphysb.2005.08.015, arXiv:hep-ph/0506289.
- [51] J. M. Campbell, R. K. Ellis, and F. Tramontano, “Single top production and decay at next-to-leading order”, *Phys. Rev. D* **70** (2004) 094012, doi:10.1103/PhysRevD.70.094012, arXiv:hep-ph/0408158.
- [52] GEANT4 Collaboration, “GEANT4: a simulation toolkit”, *Nucl. Inst. Meth. A* **506** (2003) 250, doi:10.1016/S0168-9002(03)01368-8.
- [53] CMS Collaboration, “Particle-flow event reconstruction in CMS and performance for jets, taus, and E_T^{miss} ”, CMS Physics Analysis Summary CMS-PAS-PFT-09-001, 2009.
- [54] CMS Collaboration, “Commissioning of the particle-flow reconstruction in minimum-bias and jet events from pp collisions at 7 TeV”, CMS Physics Analysis Summary CMS-PAS-PFT-10-002, 2010.
- [55] CMS Collaboration, “Performance of CMS muon reconstruction in pp collision events at $\sqrt{s} = 7$ TeV”, *JINST* **7** (2012) P10002, doi:10.1088/1748-0221/7/10/P10002, arXiv:1206.4071.
- [56] CMS Collaboration, “Performance of electron reconstruction and selection with the CMS detector in proton-proton collisions at $\sqrt{s} = 8$ TeV”, *JINST* **10** (2015) P06005, doi:10.1088/1748-0221/10/06/P06005, arXiv:1502.02701.

- [57] CMS Collaboration, “Measurement of the inclusive W and Z production cross section in pp collisions at $\sqrt{s} = 7$ TeV with the CMS experiment”, *JHEP* **10** (2011) 070, doi:10.1007/JHEP10(2011)007, arXiv:1108.0566.
- [58] CMS Collaboration, “Description and performance of track and primary-vertex reconstruction with the CMS tracker”, *JINST* **9** (2014) P10009, doi:10.1088/1748-0221/9/10/P10009, arXiv:1405.6569.
- [59] M. Cacciari, G. P. Salam, and G. Soyez, “The anti- k_t jet clustering algorithm”, *JHEP* **04** (2008) 063, doi:10.1088/1126-6708/2008/04/063, arXiv:0802.1189.
- [60] CMS Collaboration, “Determination of jet energy calibration and transverse momentum resolution in CMS”, *JINST* **06** (2011) P11002, doi:10.1088/1748-0221/6/11/P11002, arXiv:1107.4277.
- [61] CMS and ATLAS Collaboration, “Jet energy scale uncertainty correlations between ATLAS and CMS”, CMS Physics Analysis Summary CMS-PAS-JME-14-003, ATLAS-PHYS-PUB-2014-020, 2014.
- [62] TOTEM Collaboration, “First measurement of the total proton-proton cross section at the LHC energy of $\sqrt{s} = 7$ TeV”, *Europhys. Lett.* **96** (2011) 21002, doi:10.1209/0295-5075/96/21002, arXiv:1110.1395.
- [63] CMS Collaboration, “Measurement of the W^+W^- and ZZ production cross section in pp collisions at $\sqrt{s} = 8$ TeV”, *Phys. Lett. B* **721** (2013) 190, doi:10.1016/j.physletb.2013.03.027.
- [64] CMS Collaboration, “Measurement of the W^+W^- cross section at $\sqrt{s} = 7$ TeV and limits on anomalous $WW\gamma$ and WWZ couplings”, *Eur. Phys. J. C* **73** (2013) 2610, doi:10.1140/epjc/s10052-013-2610-8.
- [65] CMS Collaboration, “Measurement of the ZZ production cross section and search for anomalous couplings in $2\ell\ell'$ final states in pp collisions at $\sqrt{s} = 7$ TeV”, *JHEP* **01** (2013) 063, doi:10.1007/JHEP01(2013)063.
- [66] J. Pumplin et al., “Uncertainties of predictions from parton distribution functions II: the Hessian method”, *Phys. Rev. D* **65** (2001) 014013, doi:10.1103/PhysRevD.65.014013, arXiv:hep-ph/0101032.
- [67] P. M. Nadolsky et al., “Implications of CTEQ global analysis for collider observables”, *Phys. Rev. D* **78** (2008) 013004, doi:10.1103/PhysRevD.78.013004, arXiv:0802.0007.
- [68] L. Lyons, D. Gibaut, and P. Clifford, “How to combine correlated estimates of a single physical quantity”, *Nucl. Inst. Meth. A* **270** (1988) 110, doi:10.1016/0168-9002(88)90018-6.
- [69] A. Valassi, “Combining correlated measurements of several different physical quantities”, *Nucl. Inst. Meth. A* **500** (2003) 391, doi:10.1016/S0168-9002(03)00329-2.
- [70] A. Valassi and R. Chierici, “Information and treatment of unknown correlations in the combination of measurements using the BLUE method”, *Eur. Phys. J. C* **74** (2014) 2717, doi:10.1140/epjc/s10052-014-2717-6, arXiv:1307.4003.
- [71] ATLAS, CDF, CMS, and D0 Collaborations, “First combination of Tevatron and LHC measurements of the top-quark mass”, (2014). arXiv:1403.4427.

A The CMS Collaboration

Yerevan Physics Institute, Yerevan, Armenia

V. Khachatryan, A.M. Sirunyan, A. Tumasyan

Institut für Hochenergiephysik der OeAW, Wien, Austria

W. Adam, E. Asilar, T. Bergauer, J. Brandstetter, E. Brondolin, M. Dragicevic, J. Erö, M. Flechl, M. Friedl, R. Frühwirth¹, V.M. Ghete, C. Hartl, N. Hörmann, J. Hrubec, M. Jeitler¹, V. Knünz, A. König, M. Krammer¹, I. Krätschmer, D. Liko, T. Matsushita, I. Mikulec, D. Rabady², B. Rahbaran, H. Rohringer, J. Schieck¹, R. Schöfbeck, J. Strauss, W. Treberer-Treberspurg, W. Waltenberger, C.-E. Wulz¹

National Centre for Particle and High Energy Physics, Minsk, Belarus

V. Mossolov, N. Shumeiko, J. Suarez Gonzalez

Universiteit Antwerpen, Antwerpen, Belgium

S. Alderweireldt, T. Cornelis, E.A. De Wolf, X. Janssen, A. Knutsson, J. Lauwers, S. Luyckx, M. Van De Klundert, H. Van Haevermaet, P. Van Mechelen, N. Van Remortel, A. Van Spilbeeck

Vrije Universiteit Brussel, Brussel, Belgium

S. Abu Zeid, F. Blekman, J. D'Hondt, N. Daci, I. De Bruyn, K. Deroover, N. Heracleous, J. Keaveney, S. Lowette, M. Maes, L. Moreels, A. Olbrechts, Q. Python, D. Strom, S. Tavernier, W. Van Doninck, P. Van Mulders, G.P. Van Onsem, I. Van Parijs

Université Libre de Bruxelles, Bruxelles, Belgium

P. Barria, H. Brun, C. Caillol, B. Clerboux, G. De Lentdecker, G. Fasanella, L. Favart, A. Grebenyuk, G. Karapostoli, T. Lenzi, A. Léonard, T. Maerschalk, A. Marinov, L. Perniè, A. Randle-conde, T. Reis, T. Seva, C. Vander Velde, P. Vanlaer, R. Yonamine, F. Zenoni, F. Zhang³

Ghent University, Ghent, Belgium

K. Beernaert, L. Benucci, A. Cimmino, S. Costantini, S. Crucy, D. Dobur, A. Fagot, G. Garcia, M. Gul, J. Mccartin, A.A. Ocampo Rios, D. Poyraz, D. Ryckbosch, S. Salva, M. Sigamani, N. Strobbe, M. Tytgat, W. Van Driessche, E. Yazgan, N. Zaganidis

Université Catholique de Louvain, Louvain-la-Neuve, Belgium

S. Basegmez, C. Beluffi⁴, O. Bondu, S. Brochet, G. Bruno, A. Caudron, L. Ceard, G.G. Da Silveira, C. Delaere, D. Favart, L. Forthomme, A. Giammanco⁵, J. Hollar, A. Jafari, P. Jez, M. Komm, V. Lemaître, A. Mertens, M. Musich, C. Nuttens, L. Perrini, A. Pin, K. Piotrkowski, A. Popov⁶, L. Quertenmont, M. Selvaggi, M. Vidal Marono

Université de Mons, Mons, Belgium

N. Belyi, G.H. Hammad

Centro Brasileiro de Pesquisas Fisicas, Rio de Janeiro, Brazil

W.L. Aldá Júnior, F.L. Alves, G.A. Alves, L. Brito, M. Correa Martins Junior, M. Hamer, C. Hensel, C. Mora Herrera, A. Moraes, M.E. Pol, P. Rebello Teles

Universidade do Estado do Rio de Janeiro, Rio de Janeiro, Brazil

E. Belchior Batista Das Chagas, W. Carvalho, J. Chinellato⁷, A. Custódio, E.M. Da Costa, D. De Jesus Damiao, C. De Oliveira Martins, S. Fonseca De Souza, L.M. Huertas Guativa, H. Malbouisson, D. Matos Figueiredo, L. Mundim, H. Nogima, W.L. Prado Da Silva, A. Santoro, A. Sznajder, E.J. Tonelli Manganote⁷, A. Vilela Pereira

Universidade Estadual Paulista ^a, Universidade Federal do ABC ^b, São Paulo, Brazil

S. Ahuja^a, C.A. Bernardes^b, A. De Souza Santos^b, S. Dogra^a, T.R. Fernandez Perez Tomei^a,

E.M. Gregores^b, P.G. Mercadante^b, C.S. Moon^{a,8}, S.F. Novaes^a, Sandra S. Padula^a, D. Romero Abad, J.C. Ruiz Vargas

Institute for Nuclear Research and Nuclear Energy, Sofia, Bulgaria

A. Aleksandrov, R. Hadjiiska, P. Iaydjiev, M. Rodozov, S. Stoykova, G. Sultanov, M. Vutova

University of Sofia, Sofia, Bulgaria

A. Dimitrov, I. Glushkov, L. Litov, B. Pavlov, P. Petkov

Institute of High Energy Physics, Beijing, China

M. Ahmad, J.G. Bian, G.M. Chen, H.S. Chen, M. Chen, T. Cheng, R. Du, C.H. Jiang, R. Plestina⁹, F. Romeo, S.M. Shaheen, A. Spiezia, J. Tao, C. Wang, Z. Wang, H. Zhang

State Key Laboratory of Nuclear Physics and Technology, Peking University, Beijing, China

C. Asawatangtrakuldee, Y. Ban, Q. Li, S. Liu, Y. Mao, S.J. Qian, D. Wang, Z. Xu

Universidad de Los Andes, Bogota, Colombia

C. Avila, A. Cabrera, L.F. Chaparro Sierra, C. Florez, J.P. Gomez, B. Gomez Moreno, J.C. Sanabria

University of Split, Faculty of Electrical Engineering, Mechanical Engineering and Naval Architecture, Split, Croatia

N. Godinovic, D. Lelas, I. Puljak, P.M. Ribeiro Cipriano

University of Split, Faculty of Science, Split, Croatia

Z. Antunovic, M. Kovac

Institute Rudjer Boskovic, Zagreb, Croatia

V. Brigljevic, K. Kadija, J. Luetic, S. Micanovic, L. Sudic

University of Cyprus, Nicosia, Cyprus

A. Attikis, G. Mavromanolakis, J. Mousa, C. Nicolaou, F. Ptochos, P.A. Razis, H. Rykaczewski

Charles University, Prague, Czech Republic

M. Bodlak, M. Finger¹⁰, M. Finger Jr.¹⁰

Academy of Scientific Research and Technology of the Arab Republic of Egypt, Egyptian Network of High Energy Physics, Cairo, Egypt

A.A. Abdelalim^{11,12}, A. Awad^{13,14}, M. El Sawy^{15,14}, A. Mahrous¹¹, A. Radi^{14,13}

National Institute of Chemical Physics and Biophysics, Tallinn, Estonia

B. Calpas, M. Kadastik, M. Murumaa, M. Raidal, A. Tiko, C. Veelken

Department of Physics, University of Helsinki, Helsinki, Finland

P. Eerola, J. Pekkanen, M. Voutilainen

Helsinki Institute of Physics, Helsinki, Finland

J. Härkönen, V. Karimäki, R. Kinnunen, T. Lampén, K. Lassila-Perini, S. Lehti, T. Lindén, P. Luukka, T. Mäenpää, T. Peltola, E. Tuominen, J. Tuominiemi, E. Tuovinen, L. Wendland

Lappeenranta University of Technology, Lappeenranta, Finland

J. Talvitie, T. Tuuva

DSM/IRFU, CEA/Saclay, Gif-sur-Yvette, France

M. Besancon, F. Couderc, M. Dejardin, D. Denegri, B. Fabbro, J.L. Faure, C. Favaro, F. Ferri, S. Ganjour, A. Givernaud, P. Gras, G. Hamel de Monchenault, P. Jarry, E. Locci, M. Machet, J. Malcles, J. Rander, A. Rosowsky, M. Titov, A. Zghiche

Laboratoire Leprince-Ringuet, Ecole Polytechnique, IN2P3-CNRS, Palaiseau, France

I. Antropov, S. Baffioni, F. Beaudette, P. Busson, L. Cadamuro, E. Chapon, C. Charlot, T. Dahms, O. Davignon, N. Filipovic, A. Florent, R. Granier de Cassagnac, S. Lisniak, L. Mastrolorenzo, P. Miné, I.N. Naranjo, M. Nguyen, C. Ochando, G. Ortona, P. Paganini, P. Pigard, S. Regnard, R. Salerno, J.B. Sauvan, Y. Sirois, T. Strebler, Y. Yilmaz, A. Zabi

Institut Pluridisciplinaire Hubert Curien, Université de Strasbourg, Université de Haute Alsace Mulhouse, CNRS/IN2P3, Strasbourg, France

J.-L. Agram¹⁶, J. Andrea, A. Aubin, D. Bloch, J.-M. Brom, M. Buttignol, E.C. Chabert, N. Chanon, C. Collard, E. Conte¹⁶, X. Coubez, J.-C. Fontaine¹⁶, D. Gelé, U. Goerlach, C. Goetzmann, A.-C. Le Bihan, J.A. Merlin², K. Skovpen, P. Van Hove

Centre de Calcul de l'Institut National de Physique Nucleaire et de Physique des Particules, CNRS/IN2P3, Villeurbanne, France

S. Gadrat

Université de Lyon, Université Claude Bernard Lyon 1, CNRS-IN2P3, Institut de Physique Nucléaire de Lyon, Villeurbanne, France

S. Beauceron, C. Bernet, G. Boudoul, E. Bouvier, C.A. Carrillo Montoya, R. Chierici, D. Contardo, B. Courbon, P. Depasse, H. El Mamouni, J. Fan, J. Fay, S. Gascon, M. Gouzevitch, B. Ille, F. Lagarde, I.B. Laktineh, M. Lethuillier, L. Mirabito, A.L. Pequegnot, S. Perries, J.D. Ruiz Alvarez, D. Sabes, L. Sgandurra, V. Sordini, M. Vander Donckt, P. Verdier, S. Viret

Georgian Technical University, Tbilisi, Georgia

T. Toriashvili¹⁷

Tbilisi State University, Tbilisi, Georgia

Z. Tsamalaidze¹⁰

RWTH Aachen University, I. Physikalisches Institut, Aachen, Germany

C. Autermann, S. Beranek, M. Edelhoff, L. Feld, A. Heister, M.K. Kiesel, K. Klein, M. Lipinski, A. Ostapchuk, M. Preuten, F. Raupach, S. Schael, J.F. Schulte, T. Verlage, H. Weber, B. Wittmer, V. Zhukov⁶

RWTH Aachen University, III. Physikalisches Institut A, Aachen, Germany

M. Ata, M. Brodski, E. Dietz-Laursonn, D. Duchardt, M. Endres, M. Erdmann, S. Erdweg, T. Esch, R. Fischer, A. Güth, T. Hebbeker, C. Heidemann, K. Hoepfner, D. Klingebiel, S. Knutzen, P. Kreuzer, M. Merschmeyer, A. Meyer, P. Millet, M. Olschewski, K. Padeken, P. Papacz, T. Pook, M. Radziej, H. Reithler, M. Rieger, F. Scheuch, L. Sonnenschein, D. Teyssier, S. Thüer

RWTH Aachen University, III. Physikalisches Institut B, Aachen, Germany

V. Cherepanov, Y. Erdogan, G. Flügge, H. Geenen, M. Geisler, F. Hoehle, B. Kargoll, T. Kress, Y. Kuessel, A. Künsken, J. Lingemann², A. Nehr Korn, A. Nowack, I.M. Nugent, C. Pistone, O. Pooth, A. Stahl

Deutsches Elektronen-Synchrotron, Hamburg, Germany

M. Aldaya Martin, I. Asin, N. Bartosik, O. Behnke, U. Behrens, A.J. Bell, K. Borras¹⁸, A. Burgmeier, A. Campbell, S. Choudhury¹⁹, F. Costanza, C. Diez Pardos, G. Dolinska, S. Dooling, T. Dorland, G. Eckerlin, D. Eckstein, T. Eichhorn, G. Flucke, E. Gallo²⁰, J. Garay Garcia, A. Geiser, A. Gizhko, P. Gunnellini, J. Hauk, M. Hempel²¹, H. Jung, A. Kalogeropoulos, O. Karacheban²¹, M. Kasemann, P. Katsas, J. Kieseler, C. Kleinwort, I. Korol, W. Lange, J. Leonard, K. Lipka, A. Lobanov, W. Lohmann²¹, R. Mankel, I. Marfin²¹, I.-A. Melzer-Pellmann, A.B. Meyer, G. Mittag, J. Mnich, A. Mussgiller, S. Naumann-Emme, A. Nayak, E. Ntomari,

H. Perrey, D. Pitzl, R. Placakyte, A. Raspereza, B. Roland, M.Ö. Sahin, P. Saxena, T. Schoerner-Sadenius, M. Schröder, C. Seitz, S. Spannagel, K.D. Trippkewitz, R. Walsh, C. Wissing

University of Hamburg, Hamburg, Germany

V. Blobel, M. Centis Vignali, A.R. Draeger, J. Erfle, E. Garutti, K. Goebel, D. Gonzalez, M. Görner, J. Haller, M. Hoffmann, R.S. Höing, A. Junkes, R. Klanner, R. Kogler, N. Kovalchuk, T. Lapsien, T. Lenz, I. Marchesini, D. Marconi, M. Meyer, D. Nowatschin, J. Ott, F. Pantaleo², T. Peiffer, A. Perieanu, N. Pietsch, J. Poehlsen, D. Rathjens, C. Sander, C. Scharf, H. Schettler, P. Schleper, E. Schlieckau, A. Schmidt, J. Schwandt, V. Sola, H. Stadie, G. Steinbrück, H. Tholen, D. Troendle, E. Usai, L. Vanelderden, A. Vanhoefer, B. Vormwald

Institut für Experimentelle Kernphysik, Karlsruhe, Germany

M. Akbiyik, C. Barth, C. Baus, J. Berger, C. Böser, E. Butz, T. Chwalek, F. Colombo, W. De Boer, A. Descroix, A. Dierlamm, S. Fink, F. Frensch, R. Friese, M. Giffels, A. Gilbert, D. Haitz, F. Hartmann², S.M. Heindl, U. Husemann, I. Katkov⁶, A. Kornmayer², P. Lobelle Pardo, B. Maier, H. Mildner, M.U. Mozer, T. Müller, Th. Müller, M. Plagge, G. Quast, K. Rabbertz, S. Röcker, F. Roscher, G. Sieber, H.J. Simonis, F.M. Stober, R. Ulrich, J. Wagner-Kuhr, S. Wayand, M. Weber, T. Weiler, C. Wöhrmann, R. Wolf

Institute of Nuclear and Particle Physics (INPP), NCSR Demokritos, Aghia Paraskevi, Greece

G. Anagnostou, G. Daskalakis, T. Gerasis, V.A. Giakoumopoulou, A. Kyriakis, D. Loukas, A. Psallidas, I. Topsis-Giotis

National and Kapodistrian University of Athens, Athens, Greece

A. Agapitos, S. Kesisoglou, A. Panagiotou, N. Saoulidou, E. Tziaferi

University of Ioánnina, Ioánnina, Greece

I. Evangelou, G. Flouris, C. Foudas, P. Kokkas, N. Loukas, N. Manthos, I. Papadopoulos, E. Paradas, J. Strologas

Wigner Research Centre for Physics, Budapest, Hungary

G. Bencze, C. Hajdu, A. Hazi, P. Hidas, D. Horvath²², F. Sikler, V. Veszpremi, G. Vesztergombi²³, A.J. Zsigmond

Institute of Nuclear Research ATOMKI, Debrecen, Hungary

N. Beni, S. Czellar, J. Karancsi²⁴, J. Molnar, Z. Szillasi

University of Debrecen, Debrecen, Hungary

M. Bartók²⁵, A. Makovec, P. Raics, Z.L. Trocsanyi, B. Ujvari

National Institute of Science Education and Research, Bhubaneswar, India

P. Mal, K. Mandal, D.K. Sahoo, N. Sahoo, S.K. Swain

Panjab University, Chandigarh, India

S. Bansal, S.B. Beri, V. Bhatnagar, R. Chawla, R. Gupta, U. Bhawandeep, A.K. Kalsi, A. Kaur, M. Kaur, R. Kumar, A. Mehta, M. Mittal, J.B. Singh, G. Walia

University of Delhi, Delhi, India

Ashok Kumar, A. Bhardwaj, B.C. Choudhary, R.B. Garg, A. Kumar, S. Malhotra, M. Naimuddin, N. Nishu, K. Ranjan, R. Sharma, V. Sharma

Saha Institute of Nuclear Physics, Kolkata, India

S. Bhattacharya, K. Chatterjee, S. Dey, S. Dutta, Sa. Jain, N. Majumdar, A. Modak, K. Mondal, S. Mukherjee, S. Mukhopadhyay, A. Roy, D. Roy, S. Roy Chowdhury, S. Sarkar, M. Sharan

Bhabha Atomic Research Centre, Mumbai, India

A. Abdulsalam, R. Chudasama, D. Dutta, V. Jha, V. Kumar, A.K. Mohanty², L.M. Pant, P. Shukla, A. Topkar

Tata Institute of Fundamental Research, Mumbai, India

T. Aziz, S. Banerjee, S. Bhowmik²⁶, R.M. Chatterjee, R.K. Dewanjee, S. Dugad, S. Ganguly, S. Ghosh, M. Guchait, A. Gurtu²⁷, G. Kole, S. Kumar, B. Mahakud, M. Maity²⁶, G. Majumder, K. Mazumdar, S. Mitra, G.B. Mohanty, B. Parida, T. Sarkar²⁶, N. Sur, B. Sutar, N. Wickramage²⁸

Indian Institute of Science Education and Research (IISER), Pune, India

S. Chauhan, S. Dube, K. Kothekar, S. Sharma

Institute for Research in Fundamental Sciences (IPM), Tehran, Iran

H. Bakhshiansohi, H. Behnamian, S.M. Etesami²⁹, A. Fahim³⁰, R. Goldouzian, M. Khakzad, M. Mohammadi Najafabadi, M. Naseri, S. Paktinat Mehdiabadi, F. Rezaei Hosseinabadi, B. Safarzadeh³¹, M. Zeinali

University College Dublin, Dublin, Ireland

M. Felcini, M. Grunewald

INFN Sezione di Bari ^a, Università di Bari ^b, Politecnico di Bari ^c, Bari, Italy

M. Abbrescia^{a,b}, C. Calabria^{a,b}, C. Caputo^{a,b}, A. Colaleo^a, D. Creanza^{a,c}, L. Cristella^{a,b}, N. De Filippis^{a,c}, M. De Palma^{a,b}, L. Fiore^a, G. Iaselli^{a,c}, G. Maggi^{a,c}, M. Maggi^a, G. Miniello^{a,b}, S. My^{a,c}, S. Nuzzo^{a,b}, A. Pompili^{a,b}, G. Pugliese^{a,c}, R. Radogna^{a,b}, A. Ranieri^a, G. Selvaggi^{a,b}, L. Silvestris^{a,2}, R. Venditti^{a,b}, P. Verwilligen^a

INFN Sezione di Bologna ^a, Università di Bologna ^b, Bologna, Italy

G. Abbiendi^a, C. Battilana², A.C. Benvenuti^a, D. Bonacorsi^{a,b}, S. Braibant-Giacomelli^{a,b}, L. Brigliadori^{a,b}, R. Campanini^{a,b}, P. Capiluppi^{a,b}, A. Castro^{a,b}, F.R. Cavallo^a, S.S. Chhibra^{a,b}, G. Codispoti^{a,b}, M. Cuffiani^{a,b}, G.M. Dallavalle^a, F. Fabbri^a, A. Fanfani^{a,b}, D. Fasanella^{a,b}, P. Giacomelli^a, C. Grandi^a, L. Guiducci^{a,b}, S. Marcellini^a, G. Masetti^a, A. Montanari^a, F.L. Navarra^{a,b}, A. Perrotta^a, A.M. Rossi^{a,b}, T. Rovelli^{a,b}, G.P. Siroli^{a,b}, N. Tosi^{a,b}, R. Travaglini^{a,b}

INFN Sezione di Catania ^a, Università di Catania ^b, Catania, Italy

G. Cappello^a, M. Chiorboli^{a,b}, S. Costa^{a,b}, A. Di Mattia^a, F. Giordano^{a,b}, R. Potenza^{a,b}, A. Tricomi^{a,b}, C. Tuve^{a,b}

INFN Sezione di Firenze ^a, Università di Firenze ^b, Firenze, Italy

G. Barbagli^a, V. Ciulli^{a,b}, C. Civinini^a, R. D'Alessandro^{a,b}, E. Focardi^{a,b}, S. Gonzi^{a,b}, V. Gori^{a,b}, P. Lenzi^{a,b}, M. Meschini^a, S. Paoletti^a, G. Sguazzoni^a, A. Tropiano^{a,b}, L. Viliani^{a,b,2}

INFN Laboratori Nazionali di Frascati, Frascati, Italy

L. Benussi, S. Bianco, F. Fabbri, D. Piccolo, F. Primavera

INFN Sezione di Genova ^a, Università di Genova ^b, Genova, Italy

V. Calvelli^{a,b}, F. Ferro^a, M. Lo Vetere^{a,b}, M.R. Monge^{a,b}, E. Robutti^a, S. Tosi^{a,b}

INFN Sezione di Milano-Bicocca ^a, Università di Milano-Bicocca ^b, Milano, Italy

L. Brianza, M.E. Dinardo^{a,b}, S. Fiorendi^{a,b}, S. Gennai^a, R. Gerosa^{a,b}, A. Ghezzi^{a,b}, P. Govoni^{a,b}, S. Malvezzi^a, R.A. Manzoni^{a,b}, B. Marzocchi^{a,b,2}, D. Menasce^a, L. Moroni^a, M. Paganoni^{a,b}, D. Pedrini^a, S. Ragazzi^{a,b}, N. Redaelli^a, T. Tabarelli de Fatis^{a,b}

INFN Sezione di Napoli ^a, Università di Napoli 'Federico II' ^b, Napoli, Italy, Università della Basilicata ^c, Potenza, Italy, Università G. Marconi ^d, Roma, Italy

S. Buontempo^a, N. Cavallo^{a,c}, S. Di Guida^{a,d,2}, M. Esposito^{a,b}, F. Fabozzi^{a,c}, A.O.M. Iorio^{a,b}, G. Lanza^a, L. Lista^a, S. Meola^{a,d,2}, M. Merola^a, P. Paolucci^{a,2}, C. Sciacca^{a,b}, F. Thyssen

INFN Sezione di Padova ^a, Università di Padova ^b, Padova, Italy, Università di Trento ^c, Trento, Italy

P. Azzi^{a,2}, N. Bacchetta^a, L. Benato^{a,b}, D. Bisello^{a,b}, A. Boletti^{a,b}, A. Branca^{a,b}, R. Carlin^{a,b}, P. Checchia^a, M. Dall'Osso^{a,b,2}, T. Dorigo^a, U. Dosselli^a, F. Gasparini^{a,b}, U. Gasparini^{a,b}, A. Gozzelino^a, K. Kanishchev^{a,c}, S. Lacaprara^a, M. Margoni^{a,b}, A.T. Meneguzzo^{a,b}, J. Pazzini^{a,b}, N. Pozzobon^{a,b}, P. Ronchese^{a,b}, F. Simonetto^{a,b}, E. Torassa^a, M. Tosi^{a,b}, S. Ventura^a, M. Zanetti, P. Zotto^{a,b}, A. Zucchetta^{a,b,2}, G. Zumerle^{a,b}

INFN Sezione di Pavia ^a, Università di Pavia ^b, Pavia, Italy

A. Braghieri^a, A. Magnani^a, P. Montagna^{a,b}, S.P. Ratti^{a,b}, V. Re^a, C. Riccardi^{a,b}, P. Salvini^a, I. Vai^a, P. Vitulo^{a,b}

INFN Sezione di Perugia ^a, Università di Perugia ^b, Perugia, Italy

L. Alunni Solestizi^{a,b}, M. Biasini^{a,b}, G.M. Bilei^a, D. Ciangottini^{a,b,2}, L. Fanò^{a,b}, P. Lariccia^{a,b}, G. Mantovani^{a,b}, M. Menichelli^a, A. Saha^a, A. Santocchia^{a,b}

INFN Sezione di Pisa ^a, Università di Pisa ^b, Scuola Normale Superiore di Pisa ^c, Pisa, Italy

K. Androsov^{a,32}, P. Azzurri^a, G. Bagliesi^a, J. Bernardini^a, T. Boccali^a, R. Castaldi^a, M.A. Ciocci^{a,32}, R. Dell'Orso^a, S. Donato^{a,c,2}, G. Fedi, L. Foà^{a,c†}, A. Giassi^a, M.T. Grippo^{a,32}, F. Ligabue^{a,c}, T. Lomtadze^a, L. Martini^{a,b}, A. Messineo^{a,b}, F. Palla^a, A. Rizzi^{a,b}, A. Savoy-Navarro^{a,33}, A.T. Serban^a, P. Spagnolo^a, R. Tenchini^a, G. Tonelli^{a,b}, A. Venturi^a, P.G. Verdini^a

INFN Sezione di Roma ^a, Università di Roma ^b, Roma, Italy

L. Barone^{a,b}, F. Cavallari^a, G. D'imperio^{a,b,2}, D. Del Re^{a,b}, M. Diemoz^a, S. Gelli^{a,b}, C. Jorda^a, E. Longo^{a,b}, F. Margaroli^{a,b}, P. Meridiani^a, G. Organtini^{a,b}, R. Paramatti^a, F. Preiato^{a,b}, S. Rahatlou^{a,b}, C. Rovelli^a, F. Santanastasio^{a,b}, P. Traczyk^{a,b,2}

INFN Sezione di Torino ^a, Università di Torino ^b, Torino, Italy, Università del Piemonte Orientale ^c, Novara, Italy

N. Amapane^{a,b}, R. Arcidiacono^{a,c,2}, S. Argiro^{a,b}, M. Arneodo^{a,c}, R. Bellan^{a,b}, C. Biino^a, N. Cartiglia^a, M. Costa^{a,b}, R. Covarelli^{a,b}, A. Degano^{a,b}, N. Demaria^a, L. Finco^{a,b,2}, B. Kiani^{a,b}, C. Mariotti^a, S. Maselli^a, E. Migliore^{a,b}, V. Monaco^{a,b}, E. Monteil^{a,b}, M.M. Obertino^{a,b}, L. Pacher^{a,b}, N. Pastrone^a, M. Pelliccioni^a, G.L. Pinna Angioni^{a,b}, F. Ravera^{a,b}, A. Romero^{a,b}, M. Ruspa^{a,c}, R. Sacchi^{a,b}, A. Solano^{a,b}, A. Staiano^a, U. Tamponi^a

INFN Sezione di Trieste ^a, Università di Trieste ^b, Trieste, Italy

S. Belforte^a, V. Candelise^{a,b,2}, M. Casarsa^a, F. Cossutti^a, G. Della Ricca^{a,b}, B. Gobbo^a, C. La Licata^{a,b}, M. Marone^{a,b}, A. Schizzi^{a,b}, A. Zanetti^a

Kangwon National University, Chunchon, Korea

A. Kropivnitskaya, S.K. Nam

Kyungpook National University, Daegu, Korea

D.H. Kim, G.N. Kim, M.S. Kim, D.J. Kong, S. Lee, Y.D. Oh, A. Sakharov, D.C. Son

Chonbuk National University, Jeonju, Korea

J.A. Brochero Cifuentes, H. Kim, T.J. Kim

Chonnam National University, Institute for Universe and Elementary Particles, Kwangju, Korea

S. Song

Korea University, Seoul, Korea

S. Choi, Y. Go, D. Gyun, B. Hong, M. Jo, H. Kim, Y. Kim, B. Lee, K. Lee, K.S. Lee, S. Lee, S.K. Park, Y. Roh

Seoul National University, Seoul, Korea

H.D. Yoo

University of Seoul, Seoul, Korea

M. Choi, H. Kim, J.H. Kim, J.S.H. Lee, I.C. Park, G. Ryu, M.S. Ryu

Sungkyunkwan University, Suwon, Korea

Y. Choi, J. Goh, D. Kim, E. Kwon, J. Lee, I. Yu

Vilnius University, Vilnius, Lithuania

V. Dudenas, A. Juodagalvis, J. Vaitkus

National Centre for Particle Physics, Universiti Malaya, Kuala Lumpur, Malaysia

I. Ahmed, Z.A. Ibrahim, J.R. Komaragiri, M.A.B. Md Ali³⁴, F. Mohamad Idris³⁵, W.A.T. Wan Abdullah, M.N. Yusli

Centro de Investigacion y de Estudios Avanzados del IPN, Mexico City, Mexico

E. Casimiro Linares, H. Castilla-Valdez, E. De La Cruz-Burelo, I. Heredia-De La Cruz³⁶, A. Hernandez-Almada, R. Lopez-Fernandez, A. Sanchez-Hernandez

Universidad Iberoamericana, Mexico City, Mexico

S. Carrillo Moreno, F. Vazquez Valencia

Benemerita Universidad Autonoma de Puebla, Puebla, Mexico

I. Pedraza, H.A. Salazar Ibarguen

Universidad Autónoma de San Luis Potosí, San Luis Potosí, Mexico

A. Morelos Pineda

University of Auckland, Auckland, New Zealand

D. Krofcheck

University of Canterbury, Christchurch, New Zealand

P.H. Butler

National Centre for Physics, Quaid-I-Azam University, Islamabad, Pakistan

A. Ahmad, M. Ahmad, Q. Hassan, H.R. Hoorani, W.A. Khan, T. Khurshid, M. Shoaib

National Centre for Nuclear Research, Swierk, Poland

H. Bialkowska, M. Bluj, B. Boimska, T. Frueboes, M. Górski, M. Kazana, K. Nawrocki, K. Romanowska-Rybinska, M. Szleper, P. Zalewski

Institute of Experimental Physics, Faculty of Physics, University of Warsaw, Warsaw, Poland

G. Brona, K. Bunkowski, A. Byszuk³⁷, K. Doroba, A. Kalinowski, M. Konecki, J. Krolikowski, M. Misiura, M. Olszewski, M. Walczak

Laboratório de Instrumentação e Física Experimental de Partículas, Lisboa, Portugal

P. Bargassa, C. Beirão Da Cruz E Silva, A. Di Francesco, P. Faccioli, P.G. Ferreira Parracho,

M. Gallinaro, N. Leonardo, L. Lloret Iglesias, F. Nguyen, J. Rodrigues Antunes, J. Seixas, O. Toldaiev, D. Vadrucio, J. Varela, P. Vischia

Joint Institute for Nuclear Research, Dubna, Russia

S. Afanasiev, P. Bunin, M. Gavrilenko, I. Golutvin, I. Gorbunov, A. Kamenev, V. Karjavin, V. Konoplyanikov, A. Lanev, A. Malakhov, V. Matveev^{38,39}, P. Moisenz, V. Palichik, V. Perelygin, S. Shmatov, S. Shulha, N. Skatchkov, V. Smirnov, A. Zarubin

Petersburg Nuclear Physics Institute, Gatchina (St. Petersburg), Russia

V. Golovtsov, Y. Ivanov, V. Kim⁴⁰, E. Kuznetsova, P. Levchenko, V. Murzin, V. Oreshkin, I. Smirnov, V. Sulimov, L. Uvarov, S. Vavilov, A. Vorobyev

Institute for Nuclear Research, Moscow, Russia

Yu. Andreev, A. Dermenev, S. Gninenko, N. Golubev, A. Karneyeu, M. Kirsanov, N. Krasnikov, A. Pashenkov, D. Tlisov, A. Toropin

Institute for Theoretical and Experimental Physics, Moscow, Russia

V. Epshteyn, V. Gavrillov, N. Lychkovskaya, V. Popov, I. Pozdnyakov, G. Safronov, A. Spiridonov, E. Vlasov, A. Zhokin

National Research Nuclear University 'Moscow Engineering Physics Institute' (MEPhI), Moscow, Russia

A. Bylinkin

P.N. Lebedev Physical Institute, Moscow, Russia

V. Andreev, M. Azarkin³⁹, I. Dremin³⁹, M. Kirakosyan, A. Leonidov³⁹, G. Mesyats, S.V. Rusakov

Skobeltsyn Institute of Nuclear Physics, Lomonosov Moscow State University, Moscow, Russia

A. Baskakov, A. Belyaev, E. Boos, V. Bunichev, M. Dubinin⁴¹, L. Dudko, A. Ershov, A. Gribushin, V. Klyukhin, N. Korneeva, I. Lokhtin, I. Myagkov, S. Obraztsov, M. Perfilov, V. Savrin

State Research Center of Russian Federation, Institute for High Energy Physics, Protvino, Russia

I. Azhgirey, I. Bayshev, S. Bitioukov, V. Kachanov, A. Kalinin, D. Konstantinov, V. Krychkin, V. Petrov, R. Ryutin, A. Sobol, L. Tourtchanovitch, S. Troshin, N. Tyurin, A. Uzunian, A. Volkov

University of Belgrade, Faculty of Physics and Vinca Institute of Nuclear Sciences, Belgrade, Serbia

P. Adzic⁴², J. Milosevic, V. Rekovic

Centro de Investigaciones Energéticas Medioambientales y Tecnológicas (CIEMAT), Madrid, Spain

J. Alcaraz Maestre, E. Calvo, M. Cerrada, M. Chamizo Llatas, N. Colino, B. De La Cruz, A. Delgado Peris, D. Domínguez Vázquez, A. Escalante Del Valle, C. Fernandez Bedoya, J.P. Fernández Ramos, J. Flix, M.C. Fouz, P. Garcia-Abia, O. Gonzalez Lopez, S. Goy Lopez, J.M. Hernandez, M.I. Josa, E. Navarro De Martino, A. Pérez-Calero Yzquierdo, J. Puerta Pelayo, A. Quintario Olmeda, I. Redondo, L. Romero, J. Santaolalla, M.S. Soares

Universidad Autónoma de Madrid, Madrid, Spain

C. Albajar, J.F. de Trocóniz, M. Missiroli, D. Moran

Universidad de Oviedo, Oviedo, Spain

J. Cuevas, J. Fernandez Menendez, S. Folgueras, I. Gonzalez Caballero, E. Palencia Cortezon, J.M. Vizan Garcia

Instituto de Física de Cantabria (IFCA), CSIC-Universidad de Cantabria, Santander, Spain
 I.J. Cabrillo, A. Calderon, J.R. Castiñeiras De Saa, P. De Castro Manzano, J. Duarte Campderros, M. Fernandez, J. Garcia-Ferrero, G. Gomez, A. Lopez Virto, J. Marco, R. Marco, C. Martinez Rivero, F. Matorras, F.J. Munoz Sanchez, J. Piedra Gomez, T. Rodrigo, A.Y. Rodríguez-Marrero, A. Ruiz-Jimeno, L. Scodellaro, N. Trevisani, I. Vila, R. Vilar Cortabitarte

CERN, European Organization for Nuclear Research, Geneva, Switzerland

D. Abbaneo, E. Auffray, G. Auzinger, M. Bachtis, P. Baillon, A.H. Ball, D. Barney, A. Benaglia, J. Bendavid, L. Benhabib, J.F. Benitez, G.M. Berruti, P. Bloch, A. Bocci, A. Bonato, C. Botta, H. Breuker, T. Camporesi, R. Castello, G. Cerminara, M. D'Alfonso, D. d'Enterria, A. Dabrowski, V. Daponte, A. David, M. De Gruttola, F. De Guio, A. De Roeck, S. De Visscher, E. Di Marco, M. Dobson, M. Dordevic, B. Dorney, T. du Pree, M. Dünser, N. Dupont, A. Elliott-Peisert, G. Franzoni, W. Funk, D. Gigi, K. Gill, D. Giordano, M. Girone, F. Glege, R. Guida, S. Gundacker, M. Guthoff, J. Hammer, P. Harris, J. Hegeman, V. Innocente, P. Janot, H. Kirschenmann, M.J. Kortelainen, K. Kousouris, K. Krajczar, P. Lecoq, C. Lourenço, M.T. Lucchini, N. Magini, L. Malgeri, M. Mannelli, A. Martelli, L. Masetti, F. Meijers, S. Mersi, E. Meschi, F. Moortgat, S. Morovic, M. Mulders, M.V. Nemallapudi, H. Neugebauer, S. Orfanelli⁴³, L. Orsini, L. Pape, E. Perez, M. Peruzzi, A. Petrilli, G. Petrucciani, A. Pfeiffer, D. Piparo, A. Racz, G. Rolandi⁴⁴, M. Rovere, M. Ruan, H. Sakulin, C. Schäfer, C. Schwick, M. Seidel, A. Sharma, P. Silva, M. Simon, P. Sphicas⁴⁵, J. Steggemann, B. Stieger, M. Stoye, Y. Takahashi, D. Treille, A. Triossi, A. Tsirou, G.I. Veres²³, N. Wardle, H.K. Wöhri, A. Zagozdinska³⁷, W.D. Zeuner

Paul Scherrer Institut, Villigen, Switzerland

W. Bertl, K. Deiters, W. Erdmann, R. Horisberger, Q. Ingram, H.C. Kaestli, D. Kotlinski, U. Langenegger, D. Renker, T. Rohe

Institute for Particle Physics, ETH Zurich, Zurich, Switzerland

F. Bachmair, L. Bäni, L. Bianchini, B. Casal, G. Dissertori, M. Dittmar, M. Donegà, P. Eller, C. Grab, C. Heidegger, D. Hits, J. Hoss, G. Kasieczka, W. Lustermaan, B. Mangano, M. Marionneau, P. Martinez Ruiz del Arbol, M. Masciovecchio, D. Meister, F. Micheli, P. Musella, F. Nessi-Tedaldi, F. Pandolfi, J. Pata, F. Pauss, L. Perrozzi, M. Quittnat, M. Rossini, A. Starodumov⁴⁶, M. Takahashi, V.R. Tavolaro, K. Theofilatos, R. Wallny

Universität Zürich, Zurich, Switzerland

T.K. Aarrestad, C. AMSler⁴⁷, L. Caminada, M.F. Canelli, V. Chiochia, A. De Cosa, C. Galloni, A. Hinzmann, T. Hreus, B. Kilminster, C. Lange, J. Ngadiuba, D. Pinna, P. Robmann, F.J. Ronga, D. Salerno, Y. Yang

National Central University, Chung-Li, Taiwan

M. Cardaci, K.H. Chen, T.H. Doan, Sh. Jain, R. Khurana, M. Konyushikhin, C.M. Kuo, W. Lin, Y.J. Lu, S.S. Yu

National Taiwan University (NTU), Taipei, Taiwan

Arun Kumar, R. Bartek, P. Chang, Y.H. Chang, Y.W. Chang, Y. Chao, K.F. Chen, P.H. Chen, C. Dietz, F. Fiori, U. Grundler, W.-S. Hou, Y. Hsiung, Y.F. Liu, R.-S. Lu, M. Miñano Moya, E. Petrakou, J.f. Tsai, Y.M. Tzeng

Chulalongkorn University, Faculty of Science, Department of Physics, Bangkok, Thailand

B. Asavapibhop, K. Kovitangoon, G. Singh, N. Srimanobhas, N. Suwonjandee

Cukurova University, Adana, Turkey

A. Adiguzel, S. Cerci⁴⁸, Z.S. Demiroglu, C. Dozen, I. Dumanoglu, S. Girgis, G. Gokbulut,

Y. Guler, E. Gurpinar, I. Hos, E.E. Kangal⁴⁹, A. Kayis Topaksu, G. Onengut⁵⁰, K. Ozdemir⁵¹, S. Ozturk⁵², B. Tali⁴⁸, H. Topakli⁵², M. Vergili, C. Zorbilmez

Middle East Technical University, Physics Department, Ankara, Turkey

I.V. Akin, B. Bilin, S. Bilmis, B. Isildak⁵³, G. Karapinar⁵⁴, M. Yalvac, M. Zeyrek

Bogazici University, Istanbul, Turkey

E. Gülmez, M. Kaya⁵⁵, O. Kaya⁵⁶, E.A. Yetkin⁵⁷, T. Yetkin⁵⁸

Istanbul Technical University, Istanbul, Turkey

A. Cakir, K. Cankocak, S. Sen⁵⁹, F.I. Vardarli

Institute for Scintillation Materials of National Academy of Science of Ukraine, Kharkov, Ukraine

B. Grynyov

National Scientific Center, Kharkov Institute of Physics and Technology, Kharkov, Ukraine

L. Levchuk, P. Sorokin

University of Bristol, Bristol, United Kingdom

R. Aggleton, F. Ball, L. Beck, J.J. Brooke, E. Clement, D. Cussans, H. Flacher, J. Goldstein, M. Grimes, G.P. Heath, H.F. Heath, J. Jacob, L. Kreczko, C. Lucas, Z. Meng, D.M. Newbold⁶⁰, S. Paramesvaran, A. Poll, T. Sakuma, S. Seif El Nasr-storey, S. Senkin, D. Smith, V.J. Smith

Rutherford Appleton Laboratory, Didcot, United Kingdom

K.W. Bell, A. Belyaev⁶¹, C. Brew, R.M. Brown, L. Calligaris, D. Cieri, D.J.A. Cockerill, J.A. Coughlan, K. Harder, S. Harper, E. Olaiya, D. Petyt, C.H. Shepherd-Themistocleous, A. Thea, I.R. Tomalin, T. Williams, W.J. Womersley, S.D. Worm

Imperial College, London, United Kingdom

M. Baber, R. Bainbridge, O. Buchmuller, A. Bundock, D. Burton, S. Casasso, M. Citron, D. Colling, L. Corpe, N. Cripps, P. Dauncey, G. Davies, A. De Wit, M. Della Negra, P. Dunne, A. Elwood, W. Ferguson, J. Fulcher, D. Futyan, G. Hall, G. Iles, M. Kenzie, R. Lane, R. Lucas⁶⁰, L. Lyons, A.-M. Magnan, S. Malik, J. Nash, A. Nikitenko⁴⁶, J. Pela, M. Pesaresi, K. Petridis, D.M. Raymond, A. Richards, A. Rose, C. Seez, A. Tapper, K. Uchida, M. Vazquez Acosta⁶², T. Virdee, S.C. Zenz

Brunel University, Uxbridge, United Kingdom

J.E. Cole, P.R. Hobson, A. Khan, P. Kyberd, D. Leggat, D. Leslie, I.D. Reid, P. Symonds, L. Teodorescu, M. Turner

Baylor University, Waco, USA

A. Borzou, K. Call, J. Dittmann, K. Hatakeyama, H. Liu, N. Pastika

The University of Alabama, Tuscaloosa, USA

O. Charaf, S.I. Cooper, C. Henderson, P. Rumerio

Boston University, Boston, USA

D. Arcaro, A. Avetisyan, T. Bose, C. Fantasia, D. Gastler, P. Lawson, D. Rankin, C. Richardson, J. Rohlf, J. St. John, L. Sulak, D. Zou

Brown University, Providence, USA

J. Alimena, E. Berry, S. Bhattacharya, D. Cutts, N. Dhingra, A. Ferapontov, A. Garabedian, J. Hakala, U. Heintz, E. Laird, G. Landsberg, Z. Mao, M. Narain, S. Piperov, S. Sagir, R. Syarif

University of California, Davis, Davis, USA

R. Breedon, G. Breto, M. Calderon De La Barca Sanchez, S. Chauhan, M. Chertok, J. Conway, R. Conway, P.T. Cox, R. Erbacher, M. Gardner, W. Ko, R. Lander, M. Mulhearn, D. Pellett, J. Pilot, F. Ricci-Tam, S. Shalhout, J. Smith, M. Squires, D. Stolp, M. Tripathi, S. Wilbur, R. Yohay

University of California, Los Angeles, USA

R. Cousins, P. Everaerts, C. Farrell, J. Hauser, M. Ignatenko, D. Saltzberg, E. Takasugi, V. Valuev, M. Weber

University of California, Riverside, Riverside, USA

K. Burt, R. Clare, J. Ellison, J.W. Gary, G. Hanson, J. Heilman, M. Ivova PANEVA, P. Jandir, E. Kennedy, F. Lacroix, O.R. Long, A. Luthra, M. Malberti, M. Olmedo Negrete, A. Shrinivas, H. Wei, S. Wimpenny, B. R. Yates

University of California, San Diego, La Jolla, USA

J.G. Branson, G.B. Cerati, S. Cittolin, R.T. D'Agnolo, M. Derdzinski, A. Holzner, R. Kelley, D. Klein, J. Letts, I. Macneill, D. Olivito, S. Padhi, M. Pieri, M. Sani, V. Sharma, S. Simon, M. Tadel, A. Vartak, S. Wasserbaech⁶³, C. Welke, F. Würthwein, A. Yagil, G. Zevi Della Porta

University of California, Santa Barbara, Santa Barbara, USA

J. Bradmiller-Feld, C. Campagnari, A. Dishaw, V. Dutta, K. Flowers, M. Franco Sevilla, P. Geffert, C. George, F. Golf, L. Gouskos, J. Gran, J. Incandela, N. Mccoll, S.D. Mullin, J. Richman, D. Stuart, I. Suarez, C. West, J. Yoo

California Institute of Technology, Pasadena, USA

D. Anderson, A. Apresyan, A. Bornheim, J. Bunn, Y. Chen, J. Duarte, A. Mott, H.B. Newman, C. Pena, M. Pierini, M. Spiropulu, J.R. Vlimant, S. Xie, R.Y. Zhu

Carnegie Mellon University, Pittsburgh, USA

M.B. Andrews, V. Azzolini, A. Calamba, B. Carlson, T. Ferguson, M. Paulini, J. Russ, M. Sun, H. Vogel, I. Vorobiev

University of Colorado Boulder, Boulder, USA

J.P. Cumalat, W.T. Ford, A. Gaz, F. Jensen, A. Johnson, M. Krohn, T. Mulholland, U. Nauenberg, K. Stenson, S.R. Wagner

Cornell University, Ithaca, USA

J. Alexander, A. Chatterjee, J. Chaves, J. Chu, S. Dittmer, N. Eggert, N. Mirman, G. Nicolas Kaufman, J.R. Patterson, A. Rinkevicius, A. Ryd, L. Skinnari, L. Soffi, W. Sun, S.M. Tan, W.D. Teo, J. Thom, J. Thompson, J. Tucker, Y. Weng, P. Wittich

Fermi National Accelerator Laboratory, Batavia, USA

S. Abdullin, M. Albrow, J. Anderson, G. Apollinari, S. Banerjee, L.A.T. Bauerdick, A. Beretvas, J. Berryhill, P.C. Bhat, G. Bolla, K. Burkett, J.N. Butler, H.W.K. Cheung, F. Chlebana, S. Cihangir, V.D. Elvira, I. Fisk, J. Freeman, E. Gottschalk, L. Gray, D. Green, S. Grünendahl, O. Gutsche, J. Hanlon, D. Hare, R.M. Harris, S. Hasegawa, J. Hirschauer, Z. Hu, B. Jayatilaka, S. Jindariani, M. Johnson, U. Joshi, A.W. Jung, B. Klima, B. Kreis, S. Kwan[†], S. Lammel, J. Linacre, D. Lincoln, R. Lipton, T. Liu, R. Lopes De Sá, J. Lykken, K. Maeshima, J.M. Marraffino, V.I. Martinez Outschoorn, S. Maruyama, D. Mason, P. McBride, P. Merkel, K. Mishra, S. Mrenna, S. Nahn, C. Newman-Holmes, V. O'Dell, K. Pedro, O. Prokofyev, G. Rakness, E. Sexton-Kennedy, A. Soha, W.J. Spalding, L. Spiegel, L. Taylor, S. Tkaczyk, N.V. Tran, L. Uplegger, E.W. Vaandering, C. Vernieri, M. Verzocchi, R. Vidal, H.A. Weber, A. Whitbeck, F. Yang

University of Florida, Gainesville, USA

D. Acosta, P. Avery, P. Bortignon, D. Bourilkov, A. Carnes, M. Carver, D. Curry, S. Das, G.P. Di Giovanni, R.D. Field, I.K. Furic, S.V. Gleyzer, J. Hugon, J. Konigsberg, A. Korytov, J.F. Low, P. Ma, K. Matchev, H. Mei, P. Milenovic⁶⁴, G. Mitselmakher, D. Rank, R. Rossin, L. Shchutska, M. Snowball, D. Sperka, N. Terentyev, L. Thomas, J. Wang, S. Wang, J. Yelton

Florida International University, Miami, USA

S. Hewamanage, S. Linn, P. Markowitz, G. Martinez, J.L. Rodriguez

Florida State University, Tallahassee, USA

A. Ackert, J.R. Adams, T. Adams, A. Askew, J. Bochenek, B. Diamond, J. Haas, S. Hagopian, V. Hagopian, K.F. Johnson, A. Khatiwada, H. Prosper, M. Weinberg

Florida Institute of Technology, Melbourne, USA

M.M. Baarmand, V. Bhopatkar, S. Colafranceschi⁶⁵, M. Hohlmann, H. Kalakhety, D. Noonan, T. Roy, F. Yumiceva

University of Illinois at Chicago (UIC), Chicago, USA

M.R. Adams, L. Apanasevich, D. Berry, R.R. Betts, I. Bucinskaite, R. Cavanaugh, O. Evdokimov, L. Gauthier, C.E. Gerber, D.J. Hofman, P. Kurt, C. O'Brien, I.D. Sandoval Gonzalez, C. Silkworth, P. Turner, N. Varelas, Z. Wu, M. Zakaria

The University of Iowa, Iowa City, USA

B. Bilki⁶⁶, W. Clarida, K. Dilsiz, S. Durgut, R.P. Gandrajula, M. Haytmyradov, V. Khristenko, J.-P. Merlo, H. Mermerkaya⁶⁷, A. Mestvirishvili, A. Moeller, J. Nachtman, H. Ogul, Y. Onel, F. Ozok⁵⁷, A. Penzo, C. Snyder, E. Tiras, J. Wetzel, K. Yi

Johns Hopkins University, Baltimore, USA

I. Anderson, B.A. Barnett, B. Blumenfeld, N. Eminizer, D. Fehling, L. Feng, A.V. Gritsan, P. Maksimovic, C. Martin, M. Osherson, J. Roskes, A. Sady, U. Sarica, M. Swartz, M. Xiao, Y. Xin, C. You

The University of Kansas, Lawrence, USA

P. Baringer, A. Bean, G. Benelli, C. Bruner, R.P. Kenny III, D. Majumder, M. Malek, M. Murray, S. Sanders, R. Stringer, Q. Wang

Kansas State University, Manhattan, USA

A. Ivanov, K. Kaadze, S. Khalil, M. Makouski, Y. Maravin, A. Mohammadi, L.K. Saini, N. Skhirtladze, S. Toda

Lawrence Livermore National Laboratory, Livermore, USA

D. Lange, F. Rebassoo, D. Wright

University of Maryland, College Park, USA

C. Anelli, A. Baden, O. Baron, A. Belloni, B. Calvert, S.C. Eno, C. Ferraioli, J.A. Gomez, N.J. Hadley, S. Jabeen, R.G. Kellogg, T. Kolberg, J. Kunkle, Y. Lu, A.C. Mignerey, Y.H. Shin, A. Skuja, M.B. Tonjes, S.C. Tonwar

Massachusetts Institute of Technology, Cambridge, USA

A. Apyan, R. Barbieri, A. Baty, K. Bierwagen, S. Brandt, W. Busza, I.A. Cali, Z. Demiragli, L. Di Matteo, G. Gomez Ceballos, M. Goncharov, D. Gulhan, Y. Iiyama, G.M. Innocenti, M. Klute, D. Kovalskyi, Y.S. Lai, Y.-J. Lee, A. Levin, P.D. Luckey, A.C. Marini, C. Mcginn, C. Mironov, S. Narayanan, X. Niu, C. Paus, D. Ralph, C. Roland, G. Roland, J. Salfeld-Nebgen, G.S.F. Stephans, K. Sumorok, M. Varma, D. Velicanu, J. Veverka, J. Wang, T.W. Wang, B. Wyslouch, M. Yang, V. Zhukova

University of Minnesota, Minneapolis, USA

B. Dahmes, A. Evans, A. Finkel, A. Gude, P. Hansen, S. Kalafut, S.C. Kao, K. Klapoetke, Y. Kubota, Z. Lesko, J. Mans, S. Nourbakhsh, N. Ruckstuhl, R. Rusack, N. Tambe, J. Turkewitz

University of Mississippi, Oxford, USA

J.G. Acosta, S. Oliveros

University of Nebraska-Lincoln, Lincoln, USA

E. Avdeeva, K. Bloom, S. Bose, D.R. Claes, A. Dominguez, C. Fangmeier, R. Gonzalez Suarez, R. Kamalieddin, J. Keller, D. Knowlton, I. Kravchenko, F. Meier, J. Monroy, F. Ratnikov, J.E. Siado, G.R. Snow

State University of New York at Buffalo, Buffalo, USA

M. Alyari, J. Dolen, J. George, A. Godshalk, C. Harrington, I. Iashvili, J. Kaisen, A. Kharchilava, A. Kumar, S. Rappoccio, B. Roozbahani

Northeastern University, Boston, USA

G. Alverson, E. Barberis, D. Baumgartel, M. Chasco, A. Hortiangtham, A. Massironi, D.M. Morse, D. Nash, T. Orimoto, R. Teixeira De Lima, D. Trocino, R.-J. Wang, D. Wood, J. Zhang

Northwestern University, Evanston, USA

K.A. Hahn, A. Kubik, N. Mucia, N. Odell, B. Pollack, A. Pozdnyakov, M. Schmitt, S. Stoynev, K. Sung, M. Trovato, M. Velasco

University of Notre Dame, Notre Dame, USA

A. Brinkerhoff, N. Dev, M. Hildreth, C. Jessop, D.J. Karmgard, N. Kellams, K. Lannon, S. Lynch, N. Marinelli, F. Meng, C. Mueller, Y. Musienko³⁸, T. Pearson, M. Planer, A. Reinsvold, R. Ruchti, G. Smith, S. Taroni, N. Valls, M. Wayne, M. Wolf, A. Woodard

The Ohio State University, Columbus, USA

L. Antonelli, J. Brinson, B. Bylsma, L.S. Durkin, S. Flowers, A. Hart, C. Hill, R. Hughes, W. Ji, K. Kotov, T.Y. Ling, B. Liu, W. Luo, D. Puigh, M. Rodenburg, B.L. Winer, H.W. Wulsin

Princeton University, Princeton, USA

O. Driga, P. Elmer, J. Hardenbrook, P. Hebda, S.A. Koay, P. Lujan, D. Marlow, T. Medvedeva, M. Mooney, J. Olsen, C. Palmer, P. Piroué, H. Saka, D. Stickland, C. Tully, A. Zuranski

University of Puerto Rico, Mayaguez, USA

S. Malik

Purdue University, West Lafayette, USA

V.E. Barnes, D. Benedetti, D. Bortoletto, L. Gutay, M.K. Jha, M. Jones, K. Jung, D.H. Miller, N. Neumeister, B.C. Radburn-Smith, X. Shi, I. Shipsey, D. Silvers, J. Sun, A. Svyatkovskiy, F. Wang, W. Xie, L. Xu

Purdue University Calumet, Hammond, USA

N. Parashar, J. Stupak

Rice University, Houston, USA

A. Adair, B. Akgun, Z. Chen, K.M. Ecklund, F.J.M. Geurts, M. Guilbaud, W. Li, B. Michlin, M. Northup, B.P. Padley, R. Redjimi, J. Roberts, J. Rorie, Z. Tu, J. Zabel

University of Rochester, Rochester, USA

B. Betchart, A. Bodek, P. de Barbaro, R. Demina, Y. Eshaq, T. Ferbel, M. Galanti, A. Garcia-Bellido, J. Han, A. Harel, O. Hindrichs, A. Khukhunaishvili, G. Petrillo, P. Tan, M. Verzetti

Rutgers, The State University of New Jersey, Piscataway, USA

S. Arora, A. Barker, J.P. Chou, C. Contreras-Campana, E. Contreras-Campana, D. Duggan, D. Ferencek, Y. Gershtein, R. Gray, E. Halkiadakis, D. Hidas, E. Hughes, S. Kaplan, R. Kunnawalkam Elayavalli, A. Lath, K. Nash, S. Panwalkar, M. Park, S. Salur, S. Schnetzer, D. Sheffield, S. Somalwar, R. Stone, S. Thomas, P. Thomassen, M. Walker

University of Tennessee, Knoxville, USA

M. Foerster, G. Riley, K. Rose, S. Spanier, A. York

Texas A&M University, College Station, USA

O. Bouhali⁶⁸, A. Castaneda Hernandez⁶⁸, M. Dalchenko, M. De Mattia, A. Delgado, S. Dildick, R. Eusebi, J. Gilmore, T. Kamon⁶⁹, V. Krutelyov, R. Mueller, I. Osipenkov, Y. Pakhotin, R. Patel, A. Perloff, A. Rose, A. Safonov, A. Tatarinov, K.A. Ulmer²

Texas Tech University, Lubbock, USA

N. Akchurin, C. Cowden, J. Damgov, C. Dragoiu, P.R. Duderu, J. Faulkner, S. Kunori, K. Lamichhane, S.W. Lee, T. Libeiro, S. Undleeb, I. Volobouev

Vanderbilt University, Nashville, USA

E. Appelt, A.G. Delannoy, S. Greene, A. Gurrola, R. Janjam, W. Johns, C. Maguire, Y. Mao, A. Melo, H. Ni, P. Sheldon, B. Snook, S. Tuo, J. Velkovska, Q. Xu

University of Virginia, Charlottesville, USA

M.W. Arenton, B. Cox, B. Francis, J. Goodell, R. Hirosky, A. Ledovskoy, H. Li, C. Lin, C. Neu, T. Sinthuprasith, X. Sun, Y. Wang, E. Wolfe, J. Wood, F. Xia

Wayne State University, Detroit, USA

C. Clarke, R. Harr, P.E. Karchin, C. Kottachchi Kankanamge Don, P. Lamichhane, J. Sturdy

University of Wisconsin - Madison, Madison, WI, USA

D.A. Belknap, D. Carlsmith, M. Cepeda, S. Dasu, L. Dodd, S. Duric, B. Gomber, M. Grothe, R. Hall-Wilton, M. Herndon, A. Hervé, P. Klabbers, A. Lanaro, A. Levine, K. Long, R. Loveless, A. Mohapatra, I. Ojalvo, T. Perry, G.A. Pierro, G. Polese, T. Ruggles, T. Sarangi, A. Savin, A. Sharma, N. Smith, W.H. Smith, D. Taylor, N. Woods

†: Deceased

1: Also at Vienna University of Technology, Vienna, Austria

2: Also at CERN, European Organization for Nuclear Research, Geneva, Switzerland

3: Also at State Key Laboratory of Nuclear Physics and Technology, Peking University, Beijing, China

4: Also at Institut Pluridisciplinaire Hubert Curien, Université de Strasbourg, Université de Haute Alsace Mulhouse, CNRS/IN2P3, Strasbourg, France

5: Also at National Institute of Chemical Physics and Biophysics, Tallinn, Estonia

6: Also at Skobeltsyn Institute of Nuclear Physics, Lomonosov Moscow State University, Moscow, Russia

7: Also at Universidade Estadual de Campinas, Campinas, Brazil

8: Also at Centre National de la Recherche Scientifique (CNRS) - IN2P3, Paris, France

9: Also at Laboratoire Leprince-Ringuet, Ecole Polytechnique, IN2P3-CNRS, Palaiseau, France

10: Also at Joint Institute for Nuclear Research, Dubna, Russia

11: Also at Helwan University, Cairo, Egypt

12: Now at Zewail City of Science and Technology, Zewail, Egypt

13: Also at Ain Shams University, Cairo, Egypt

14: Now at British University in Egypt, Cairo, Egypt

- 15: Also at Beni-Suef University, Bani Sweif, Egypt
- 16: Also at Université de Haute Alsace, Mulhouse, France
- 17: Also at Tbilisi State University, Tbilisi, Georgia
- 18: Also at RWTH Aachen University, III. Physikalisches Institut A, Aachen, Germany
- 19: Also at Indian Institute of Science Education and Research, Bhopal, India
- 20: Also at University of Hamburg, Hamburg, Germany
- 21: Also at Brandenburg University of Technology, Cottbus, Germany
- 22: Also at Institute of Nuclear Research ATOMKI, Debrecen, Hungary
- 23: Also at Eötvös Loránd University, Budapest, Hungary
- 24: Also at University of Debrecen, Debrecen, Hungary
- 25: Also at Wigner Research Centre for Physics, Budapest, Hungary
- 26: Also at University of Visva-Bharati, Santiniketan, India
- 27: Now at King Abdulaziz University, Jeddah, Saudi Arabia
- 28: Also at University of Ruhuna, Matara, Sri Lanka
- 29: Also at Isfahan University of Technology, Isfahan, Iran
- 30: Also at University of Tehran, Department of Engineering Science, Tehran, Iran
- 31: Also at Plasma Physics Research Center, Science and Research Branch, Islamic Azad University, Tehran, Iran
- 32: Also at Università degli Studi di Siena, Siena, Italy
- 33: Also at Purdue University, West Lafayette, USA
- 34: Also at International Islamic University of Malaysia, Kuala Lumpur, Malaysia
- 35: Also at Malaysian Nuclear Agency, MOSTI, Kajang, Malaysia
- 36: Also at Consejo Nacional de Ciencia y Tecnología, Mexico city, Mexico
- 37: Also at Warsaw University of Technology, Institute of Electronic Systems, Warsaw, Poland
- 38: Also at Institute for Nuclear Research, Moscow, Russia
- 39: Now at National Research Nuclear University 'Moscow Engineering Physics Institute' (MEPhI), Moscow, Russia
- 40: Also at St. Petersburg State Polytechnical University, St. Petersburg, Russia
- 41: Also at California Institute of Technology, Pasadena, USA
- 42: Also at Faculty of Physics, University of Belgrade, Belgrade, Serbia
- 43: Also at National Technical University of Athens, Athens, Greece
- 44: Also at Scuola Normale e Sezione dell'INFN, Pisa, Italy
- 45: Also at National and Kapodistrian University of Athens, Athens, Greece
- 46: Also at Institute for Theoretical and Experimental Physics, Moscow, Russia
- 47: Also at Albert Einstein Center for Fundamental Physics, Bern, Switzerland
- 48: Also at Adiyaman University, Adiyaman, Turkey
- 49: Also at Mersin University, Mersin, Turkey
- 50: Also at Cag University, Mersin, Turkey
- 51: Also at Piri Reis University, Istanbul, Turkey
- 52: Also at Gaziosmanpasa University, Tokat, Turkey
- 53: Also at Ozyegin University, Istanbul, Turkey
- 54: Also at Izmir Institute of Technology, Izmir, Turkey
- 55: Also at Marmara University, Istanbul, Turkey
- 56: Also at Kafkas University, Kars, Turkey
- 57: Also at Mimar Sinan University, Istanbul, Istanbul, Turkey
- 58: Also at Yildiz Technical University, Istanbul, Turkey
- 59: Also at Hacettepe University, Ankara, Turkey
- 60: Also at Rutherford Appleton Laboratory, Didcot, United Kingdom
- 61: Also at School of Physics and Astronomy, University of Southampton, Southampton,

United Kingdom

62: Also at Instituto de Astrofísica de Canarias, La Laguna, Spain

63: Also at Utah Valley University, Orem, USA

64: Also at University of Belgrade, Faculty of Physics and Vinca Institute of Nuclear Sciences, Belgrade, Serbia

65: Also at Facoltà Ingegneria, Università di Roma, Roma, Italy

66: Also at Argonne National Laboratory, Argonne, USA

67: Also at Erzincan University, Erzincan, Turkey

68: Also at Texas A&M University at Qatar, Doha, Qatar

69: Also at Kyungpook National University, Daegu, Korea