



Measurement of forward-backward multiplicity correlations in lead-lead, proton-lead and proton-proton collisions with the ATLAS detector

The ATLAS Collaboration

Two-particle pseudorapidity correlations are measured in $\sqrt{s_{NN}} = 2.76$ TeV Pb+Pb, $\sqrt{s_{NN}} = 5.02$ TeV p +Pb, and $\sqrt{s} = 13$ TeV pp collisions at the LHC, with total integrated luminosities of approximately $7 \mu\text{b}^{-1}$, 28nb^{-1} , and 65nb^{-1} , respectively. The correlation function $C_N(\eta_1, \eta_2)$ is measured as a function of event multiplicity using charged particles in the pseudorapidity range $|\eta| < 2.4$. The correlation function contains a significant short-range component, which is estimated and subtracted. After removal of the short-range component, the shape of the correlation function is described approximately by $1 + \langle a_1^2 \rangle^{1/2} \eta_1 \eta_2$ in all collision systems over the full multiplicity range. The values of $\langle a_1^2 \rangle^{1/2}$ are consistent between the opposite-charge pairs and same-charge pairs, and for the three collision systems at similar multiplicity. The values of $\langle a_1^2 \rangle^{1/2}$ and the magnitude of the short-range component both follow a power-law dependence on the event multiplicity. The short-range component in p +Pb collisions, after symmetrizing the proton and lead directions, is found to be smaller at a given η than in pp collisions with comparable multiplicity.

Contents

1	Introduction	2
2	ATLAS detector and trigger	4
3	Data analysis	5
3.1	Event and track selection	5
3.2	Two-particle correlations	7
3.3	Outline of the procedure for separating SRC and LRC	8
3.4	Probing the SRC via the same-charge and opposite-charge correlations	8
3.5	Separation of the SRC and the LRC	12
3.6	Quantifying the magnitude of the forward-backward multiplicity fluctuations	14
3.7	Systematic uncertainties	15
4	Results	18
5	Comparison to models	25
6	Summary	26

1 Introduction

Heavy-ion collisions at RHIC and the LHC create hot, dense matter whose space-time evolution can be well described by relativistic viscous hydrodynamics [1, 2]. Owing to strong event-by-event (EbyE) density fluctuations in the initial state, the space-time evolution of the produced matter in the final state also fluctuates event to event. These fluctuations may lead to correlations of particle multiplicity in momentum space in the transverse and longitudinal directions with respect to the collision axis. Studies of the multiplicity correlation in the transverse plane have revealed strong harmonic modulation of the particle densities in the azimuthal angle, commonly referred to as harmonic flow. The measurements of harmonic flow coefficients v_n [3–6] and their EbyE fluctuations [7–10] have placed important constraints on the properties of the medium and transverse energy density fluctuations in the initial state.

Two-particle correlations in the transverse plane have also been studied in high-multiplicity pp [11–13] and $p+Pb$ [14–18] collisions, and these studies have revealed features that bear considerable similarity to those observed in heavy-ion collisions. These findings have generated many theoretical interpretations [19], and much discussion as to whether the mechanisms that result in the observed correlations are or are not fundamentally the same in the different collision systems.

This paper reports measurements of multiplicity correlations in the longitudinal direction in pp , $p+Pb$, and $Pb+Pb$ collisions, which are sensitive to the early-time density fluctuations in pseudorapidity (η) [1, 2]. These density fluctuations generate long-range correlations (LRC) at the early stages of the collision, well before the onset of any collective behavior, and appear as correlations of the multiplicity densities of produced particles separated in η . For example, the EbyE differences between the partonic flux in the target and the projectile may lead to a long-range asymmetry of the produced system [20–22], which manifests itself as a correlation between the multiplicity densities of final-state particles with large η separation.

Longitudinal multiplicity correlations can also be generated during the space-time evolution in the final state as resonance decays, single-jet fragmentation, and Bose-Einstein correlations. These latter correlations are typically localized over a smaller range of η , and are commonly referred to as short-range correlations (SRC). On the other hand, di-jet fragmentation may contribute to the LRC if the η separation between the two jets is large.

Many previous studies are based on forward-backward (FB) correlations of particle multiplicity in two η ranges symmetric around the center-of-mass of the collision systems, including e^+e^- [23], pp [24–27], and A+A [28, 29] collisions where a significant anti-correlation between forward and backward multiplicities has been identified. Recently, the study of multiplicity correlations has been generalized by decomposing the correlation function into orthogonal Legendre polynomial functions, or more generally into principal components, each representing a unique component of the measured FB correlation [21, 30].

Particle production in pp collisions is usually described by QCD-inspired models, such as PYTHIA [31] and EPOS [32], implemented in Monte Carlo (MC) event generators with free parameters that are tuned to describe experimental measurements. Previous studies show that these models can generally describe the η and p_T dependence of the inclusive charged-particle production [33, 34], as well as the underlying event accompanying various hard-scattering processes [35, 36]. In many such models, events with large charged-particle multiplicity are produced through multiple parton-parton interactions (MPI), which naturally serve as sources for the FB multiplicity asymmetry describe above. Therefore, a detailed measurement of pseudorapidity correlation in pp collisions also provides new constraints on the longitudinal dynamics of MPI processes in these models.

The two-particle correlation function in pseudorapidity is defined as [37, 38]:

$$C(\eta_1, \eta_2) = \frac{\langle N(\eta_1)N(\eta_2) \rangle}{\langle N(\eta_1) \rangle \langle N(\eta_2) \rangle} \equiv \langle \rho(\eta_1)\rho(\eta_2) \rangle, \quad \rho(\eta) \equiv \frac{N(\eta)}{\langle N(\eta) \rangle}, \quad (1)$$

where $N(\eta)$ is the multiplicity density distribution in a single event and $\langle N(\eta) \rangle$ is the average distribution for a given event-multiplicity class. The correlation function is directly related to a single-particle quantity $\rho(\eta)$, which characterizes the fluctuation of multiplicity in a single event relative to the average shape of the event class.

Following Refs. [21, 38], $\rho(\eta)$ in the interval $[-Y, Y]$ is written in terms of Legendre polynomials:

$$\rho(\eta) \propto 1 + \sum_n a_n T_n(\eta), \quad T_n(\eta) \equiv \sqrt{\frac{2n+1}{3}} Y P_n\left(\frac{\eta}{Y}\right), \quad (2)$$

and the scale factor in Eq. (2) is chosen such that $T_1(\eta) = \eta$.¹

Using Eqs. (1) and (2), the correlation function C can be expressed in terms of the T_n , which involve terms in $\langle a_0 a_0 \rangle$, $\langle a_0 a_n \rangle$, and $\langle a_n a_m \rangle$, with $n, m \geq 1$. Terms involving a_0 reflect multiplicity fluctuations in the given event class, while the dynamical fluctuations between particles at different pseudorapidities in events of fixed multiplicity are captured by the terms in $\langle a_n a_m \rangle$, $n, m \geq 1$. It is the study of these dynamical fluctuations that is the goal of this analysis.

¹ The $T_n(\eta)$ also satisfy: $\int_{-Y}^Y T_n(\eta) d\eta = 0$ for $n \geq 1$, and $\int_{-Y}^Y T_n(\eta) T_m(\eta) d\eta = \left(\frac{2Y^2}{3} \delta_{nm}\right)$. From the definition of $\rho(\eta)$ in Eq. (1), it follows that $\langle \sum_{n=0}^{\infty} a_n T_n(\eta) \rangle = 0$.

As discussed in more detail in Ref. [38], the terms involving $\langle a_0 a_n \rangle$ can be removed, provided all deviations from 1 are small, by defining:

$$C_N(\eta_1, \eta_2) = \frac{C(\eta_1, \eta_2)}{C_p(\eta_1)C_p(\eta_2)}, \quad (3)$$

where

$$C_p(\eta_1) = \frac{\int_{-Y}^Y C(\eta_1, \eta_2) d\eta_2}{2Y}, \quad (4)$$

with a similar expression for $C_p(\eta_2)$. The quantities $C_p(\eta_1)$ and $C_p(\eta_2)$ are referred to as the single-particle modes. The $\langle a_0 a_0 \rangle$ term can be removed by renormalizing average value in the η_1, η_2 phase space to be 1. The final result is:

$$C_N(\eta_1, \eta_2) = 1 + \sum_{n,m=1}^{\infty} a_{n,m} \frac{T_n(\eta_1)T_m(\eta_2) + T_n(\eta_2)T_m(\eta_1)}{2}, \text{ and } a_{n,m} \equiv \langle a_n a_m \rangle. \quad (5)$$

The two-particle Legendre coefficients can be calculated directly from the measured correlation function:

$$a_{n,m} = \left(\frac{3}{2Y^3} \right)^2 \int_{-Y}^Y \int_{-Y}^Y C_N(\eta_1, \eta_2) \frac{T_n(\eta_1)T_m(\eta_2) + T_n(\eta_2)T_m(\eta_1)}{2} d\eta_1 d\eta_2. \quad (6)$$

The two-particle correlation method measures, in effect, the root-mean-square (RMS) values of the EbyE a_n , $\langle a_n^2 \rangle^{1/2}$, or the cross correlation between a_n and a_m , $\langle a_n a_m \rangle$. The correlation functions satisfy the symmetry condition $C(\eta_1, \eta_2) = C(\eta_2, \eta_1)$ and $C_N(\eta_1, \eta_2) = C_N(\eta_2, \eta_1)$.

This paper presents a measurement of the two-dimensional (2-D) correlation function $C_N(\eta_1, \eta_2)$ over the pseudorapidity range of $|\eta| < 2.4$ in $\sqrt{s_{NN}} = 2.76$ TeV Pb+Pb, $\sqrt{s_{NN}} = 5.02$ TeV p+Pb, and $\sqrt{s} = 13$ TeV pp collisions, using the ATLAS detector.² The analysis is performed using events for which the total number of reconstructed charged particles, N_{ch}^{rec} , with $|\eta| < 2.5$ and transverse momentum $p_T > 0.4$ GeV, is in the range $10 \leq N_{ch}^{rec} < 300$. Both the Pb+Pb and p+Pb data cover this range of N_{ch}^{rec} , but for pp the range extends only to approximately 160. The measured $C_N(\eta_1, \eta_2)$ is separated into a short-range component $\delta_{SRC}(\eta_1, \eta_2)$ and $C_N^{sub}(\eta_1, \eta_2)$, which contains the long-range component. The nature of the FB fluctuation in each collision system is studied by projections as well as Legendre coefficients $\langle a_n a_m \rangle$ of $C_N^{sub}(\eta_1, \eta_2)$. The magnitudes of the FB fluctuations are compared for the three systems at similar event multiplicity. A comparison is also made between the pp data and QCD-inspired models.

2 ATLAS detector and trigger

The ATLAS detector [39] provides nearly full solid-angle coverage of the collision point with tracking detectors, calorimeters, and muon chambers, and is well suited for measurement of two-particle correlations over a large pseudorapidity range. The measurements were performed using the inner detector (ID), minimum-bias trigger scintillators (MBTS), the forward calorimeter (FCal), and the zero-degree calorimeters (ZDC). The ID detects charged particles within $|\eta| < 2.5$ using a combination of silicon

² ATLAS uses a right-handed coordinate system with its origin at the nominal interaction point (IP) in the center of the detector and the z -axis along the beam pipe. The x -axis points from the IP to the center of the LHC ring, and the y -axis points upward. Cylindrical coordinates (r, ϕ) are used in the transverse plane, ϕ being the azimuthal angle around the beam pipe. The pseudorapidity is defined in terms of the polar angle θ as $\eta = -\ln(\tan(\theta/2))$.

pixel detectors, silicon microstrip detectors (SCT), and a straw-tube transition radiation tracker (TRT), all immersed in a 2 T axial magnetic field [40]. An additional pixel layer, the “Insertable B Layer” (IBL) [41, 42] installed between Run 1 and Run 2 (2013–2015), is used in the 13 TeV pp measurements. The MBTS system detects charged particles over $2.1 \lesssim |\eta| \lesssim 3.9$ using two hodoscopes of counters positioned at $z = \pm 3.6$ m. The FCal consists of three sampling layers, longitudinal in shower depth, and covers $3.2 < |\eta| < 4.9$. The ZDC, available in the Pb+Pb and p +Pb runs, are positioned at ± 140 m from the collision point, detecting neutrons and photons with $|\eta| > 8.3$.

This analysis uses approximately $7 \mu\text{b}^{-1}$ of Pb+Pb data, 28nb^{-1} of p +Pb data, and 65nb^{-1} of pp data taken by the ATLAS experiment at the LHC. The Pb+Pb data were collected in 2010 at a nucleon-nucleon center-of-mass energy $\sqrt{s_{\text{NN}}} = 2.76$ TeV. The p +Pb data were collected in 2013, when the LHC was configured with a 4 TeV proton beam and a 1.57 TeV per-nucleon Pb beam that together produced collisions at $\sqrt{s_{\text{NN}}} = 5.02$ TeV. The higher energy of the proton beam results in a rapidity shift of 0.47 of the nucleon-nucleon center-of-mass frame towards the proton beam direction relative to the laboratory rest frame. The pp data were collected during a low-luminosity operation of the LHC in June and August of 2015 at collision energy $\sqrt{s} = 13$ TeV.

The ATLAS trigger system [43] consists of a Level-1 (L1) trigger implemented using a combination of dedicated electronics and programmable logic, and a high-level trigger (HLT) implemented in processors. The HLT reconstructs charged-particle tracks using methods similar to those applied in the offline analysis, allowing high-multiplicity track (HMT) triggers that select on the number of tracks having $p_{\text{T}} > 0.4$ GeV associated with a vertex with largest number of associated tracks (primary vertex). The Pb+Pb data used in the analysis are collected by a minimum-bias trigger, while the pp and p +Pb data are collected by a minimum-bias trigger and HMT triggers.

The Pb+Pb trigger requires signals in two ZDCs or either of the two MBTS counters. The ZDC trigger thresholds on each side are set below the peak corresponding to a single neutron. A timing requirement based on signals from each side of the MBTS is imposed to remove beam backgrounds. The minimum-bias trigger for p +Pb is similar, except that only the ZDC on the Pb-fragmentation side is used. For pp collisions, the minimum-bias trigger requires only one or more signals in the MBTS.

Two distinct HMT triggers are used for the 13 TeV pp analysis. The first trigger selected events at L1 that have a signal in at least one counter on each side of the MBTS, and at the HLT have at least 900 SCT hits and 60 tracks associated with a primary vertex. The second trigger selects events with a total transverse energy of more than 10 GeV at L1 and at least 1400 SCT hits and 90 tracks associated to a primary vertex at HLT. For the p +Pb data, the HMT triggers were formed from a combination of L1 triggers that applied different thresholds for total transverse energy measured over $3.2 < |\eta| < 4.9$ in the FCal and HLT triggers that placed minimum requirements on the number of reconstructed tracks. Details of the minimum-bias and HMT triggers can be found in Refs. [12, 33] and Refs. [18, 44] for the pp and p +Pb collisions, respectively.

3 Data analysis

3.1 Event and track selection

The offline event selection for the p +Pb and pp data requires at least one reconstructed vertex with its z position satisfying $|z_{\text{vtx}}| < 100$ mm. The mean collision rate per crossing μ is around 0.03 for p +Pb data,

between 0.002 and 0.04 for the June 2015 pp data, and between 0.05 and 0.6 for the August 2015 pp data. Events containing multiple collisions (pileup) are suppressed by rejecting events with more than one good reconstructed vertex, and results are found to be consistent between the June and August datasets. For the p +Pb events, a time difference of $|\Delta t| < 10$ ns is also required between signals in the MBTS counters on either side of the interaction point to suppress noncollision backgrounds.

The offline event selection for the Pb+Pb data requires a reconstructed vertex with its z position satisfying $|z_{\text{vtx}}| < 100$ mm. The selection also requires a time difference $|\Delta t| < 3$ ns between signals in the MBTS trigger counters on either side of the interaction point to suppress noncollision backgrounds. A coincidence between the ZDC signals at forward and backward pseudorapidity is required to reject a variety of background processes, while maintaining more than 98% efficiency for inelastic processes.

Charged-particle tracks and primary vertices are reconstructed in the ID using algorithms whose implementation was optimized for better performance between LHC Runs 1 and 2. In order to compare directly the p +Pb and Pb+Pb systems using event selections based on the multiplicity of the collisions, a subset of data from peripheral Pb+Pb collisions, collected during the 2010 LHC heavy-ion run with a minimum-bias trigger, was reanalyzed using the same track reconstruction algorithm as that used for p +Pb collisions. For the p +Pb and Pb+Pb analyses, tracks are required to have a p_T -dependent minimum number of hits in the SCT, and the transverse (d_0) and longitudinal ($z_0 \sin \theta$) impact parameters of the track relative to the vertex are required to be less than 1.5 mm. A description of the 2010 Pb+Pb data and 2013 p +Pb data can be found in Ref. [5] and Ref. [45], respectively.

For the 13 TeV pp analysis, the track selection criteria were modified slightly to profit from the presence of the IBL in Run 2. Furthermore, the requirements of $|d_0^z| < 1.5$ mm and $|z_0 \sin \theta| < 1.5$ mm are applied, where d_0^z is the transverse impact parameter of the track relative to the average beam position. These selection criteria are the same as those in Refs. [12, 33].

In this analysis, the correlation functions are constructed using tracks passing the above selection requirements and which have $p_T > 0.2$ GeV and $|\eta| < 2.4$. However, slightly different kinematic requirements, $p_T > 0.4$ GeV and $|\eta| < 2.5$, are used to count the number of reconstructed charged particles in the event, denoted by $N_{\text{ch}}^{\text{rec}}$, to be consistent with the requirements used in the HLT. Figure 1 compares the normalized $N_{\text{ch}}^{\text{rec}}$ distributions of events in the three colliding systems. The distribution decreases slowly in the Pb+Pb system, but decreases much faster in the p +Pb and pp systems. A major goal of the analysis is to compare the correlation function from the three collisions systems at similar $N_{\text{ch}}^{\text{rec}}$ values, which can reveal whether the FB multiplicity fluctuation is controlled by the collision geometry or the overall activity of the event.

The efficiency of the track reconstruction and track selection requirements, $\epsilon(\eta, p_T)$, is evaluated using simulated p +Pb or Pb+Pb events produced with the HIJING event generator [46] or simulated pp events from the PYTHIA 8 [31] event generator using parameter settings according to the so-called A2 tune [47]. The MC sample for Pb+Pb events in the multiplicity region of interest was very small, therefore the reconstruction efficiency for Pb+Pb was taken from the larger p +Pb sample. The p +Pb efficiency was found to be consistent with the efficiency from the Pb+Pb MC simulation, but of much higher precision. The response of the detector to these MC events is simulated using GEANT4 [48, 49] and the resulting events are reconstructed with the same algorithms that are applied to the data. The efficiencies for the three datasets are similar for events with similar multiplicity. Small differences are due to changes in the detector conditions in Run 1 and changes in the reconstruction algorithm between Runs 1 and 2. In the simulated events, the efficiency reduces the measured charged-particle multiplicity relative to the event generator

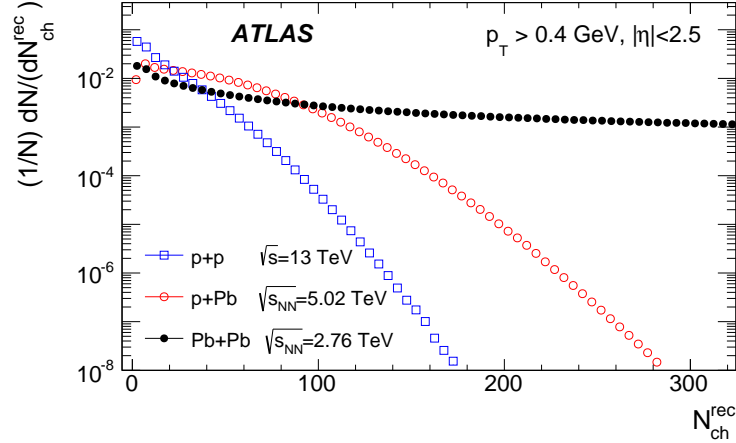


Figure 1: The normalized distributions of the number of reconstructed tracks, $N_{\text{ch}}^{\text{rec}}$, with $p_{\text{T}} > 0.4$ GeV and $|\eta| < 2.5$ in the three collision systems. The N_{evts} refers to the number of collisions for a given $N_{\text{ch}}^{\text{rec}}$.

multiplicity for primary charged particles.³ The reduction factors for $N_{\text{ch}}^{\text{rec}}$ and the associated efficiency uncertainties are $b = 1.29 \pm 0.05$, 1.29 ± 0.05 , and 1.18 ± 0.05 for Pb+Pb, p +Pb, and pp collisions, respectively. The values of these reduction factors are found to be independent of multiplicity over the $N_{\text{ch}}^{\text{rec}}$ range used in this analysis, $10 \leq N_{\text{ch}}^{\text{rec}} < 300$. Therefore, these factors are used to multiply $N_{\text{ch}}^{\text{rec}}$ to obtain the efficiency-corrected average number of charged particles with $p_{\text{T}} > 0.4$ GeV and $|\eta| < 2.5$, $N_{\text{ch}} = bN_{\text{ch}}^{\text{rec}}$. The quantity N_{ch} is used when presenting the multiplicity dependence of the SRC and the LRC.

3.2 Two-particle correlations

The two-particle correlation function defined in Eq. (1) is calculated as the ratio of distributions for same-event pairs $S(\eta_1, \eta_2) \propto \langle N(\eta_1)N(\eta_2) \rangle$, and mixed-event pairs $B(\eta_1, \eta_2) \propto \langle N(\eta_1) \rangle \langle N(\eta_2) \rangle$ [5]:

$$C(\eta_1, \eta_2) = \frac{S(\eta_1, \eta_2)}{B(\eta_1, \eta_2)}. \quad (7)$$

The mixed-event pair distribution is constructed by combining tracks from one event with those from another event with similar $N_{\text{ch}}^{\text{rec}}$ (matched within two tracks) and z_{vtx} (matched within 2.5 mm). The events are also required to be close to each other in time to account for possible time-dependent variation of the detector conditions. The mixed-event distribution should account properly for detector inefficiencies and non-uniformity, but does not contain physical correlations. The normalization of $C(\eta_1, \eta_2)$ is chosen such that its average value in the (η_1, η_2) plane is one. The correlation function satisfies the symmetry $C(\eta_1, \eta_2) = C(\eta_2, \eta_1)$ and, for a symmetric collision system, $C(\eta_1, \eta_2) = C(-\eta_1, -\eta_2)$. Therefore, for pp and Pb+Pb collisions, all pairs are entered into one quadrant of the (η_1, η_2) space defined by $\eta_- \equiv \eta_1 - \eta_2 > 0$ and $\eta_+ \equiv \eta_1 + \eta_2 > 0$ and then reflected to the other quadrants. For p +Pb collisions, all pairs are entered into one half of the (η_1, η_2) space defined by $\eta_1 - \eta_2 > 0$ and then reflected to the other half. To correct

³ For Pb+Pb and p +Pb simulation, the event generator multiplicity includes charged particles that originate directly from the collision or result from decays of particles with $c\tau < 10$ mm. The definition for primary charged particles is somewhat stronger in the pp simulation [33].

$S(\eta_1, \eta_2)$ and $B(\eta_1, \eta_2)$ for the individual inefficiencies of particles in the pair, the pairs are weighted by the inverse product of their tracking efficiencies $1/(\epsilon_1 \epsilon_2)$. Remaining detector distortions not accounted for by the reconstruction efficiency largely cancel in the same-event to mixed-event ratio.

In a separate analysis, the correlation functions in p +Pb collisions are also symmetrized in the same way as for Pb+Pb and pp collisions such that $C(\eta_1, \eta_2) = C(-\eta_1, -\eta_2)$, and they are compared with correlation functions obtained for symmetric collision systems. This symmetrized p +Pb correlation function is used only at the end of Sec. 4, in relation to Fig. 16. In all other cases the p +Pb correlation function is unsymmetrized.

3.3 Outline of the procedure for separating SRC and LRC

As explained in the introduction, the aim of this analysis is to measure and parametrize the long-range correlation, which requires the separation and subtraction of the short-range component. The separation of SRC and LRC is quite involved and so is briefly summarized here, with details left to the relevant later sections.

The core of the separation method is to exploit the difference between the correlations for opposite-charge and same-charge pairs, $C^{+-}(\eta_1, \eta_2)$ and $C^{\pm\pm}(\eta_1, \eta_2)$, respectively. The SRC component centered around $\eta_- (\equiv \eta_1 - \eta_2) \sim 0$ is found to be much stronger for opposite-charge pairs, primarily due to local charge conservation, while the LRC and single-particle modes are expected to be independent of the charge combination. With this assumption, the ratio:

$$R(\eta_1, \eta_2) = C^{+-}(\eta_1, \eta_2)/C^{\pm\pm}(\eta_1, \eta_2) \quad (8)$$

is given approximately by:

$$R(\eta_1, \eta_2) \approx 1 + \delta_{\text{SRC}}^{+-}(\eta_1, \eta_2) - \delta_{\text{SRC}}^{\pm\pm}(\eta_1, \eta_2) \quad (9)$$

This analysis assumes further that the dependence of δ_{SRC} on η_- and $\eta_+ (\equiv \eta_1 + \eta_2)$ factorizes, and that the dependence on η_+ is independent of the charge combination: $\delta_{\text{SRC}}^{+-} = f(\eta_+)g^{+-}(\eta_-)$, $\delta_{\text{SRC}}^{\pm\pm} = f(\eta_+)g^{\pm\pm}(\eta_-)$, where $g^{+-}(\eta_-)$ and $g^{\pm\pm}(\eta_-)$ are allowed to differ in both shape and magnitude. With these assumptions⁴, $f(\eta_+)$ can be determined from R by suitable integration over η_- , as described in Sec. 3.4.

To complete the determination of $\delta_{\text{SRC}}^{\pm\pm}$, the quantity $g^{\pm\pm}$ is determined and parameterized from suitable projections of $C_{\text{N}}^{\pm\pm}(\eta_+, \eta_-)$ in the η_- direction, as described in Sec. 3.5. The use of $C_{\text{N}}^{\pm\pm}$ rather than $C^{\pm\pm}$ is because the former does not contain the single-particle modes. The procedure to obtain a correlation function with the SRC subtracted is also described in Sec. 3.5. With $\delta_{\text{SRC}}^{\pm\pm}$ determined, δ_{SRC}^{+-} is obtained directly from Eq. (9). The $\delta_{\text{SRC}}^{\pm\pm}$ and δ_{SRC}^{+-} are then averaged to obtain the SRC for all charge combinations, δ_{SRC} .

3.4 Probing the SRC via the same-charge and opposite-charge correlations

Figure 2 shows separately the correlation functions for same-charge pairs and opposite-charge pairs from Pb+Pb collisions with $200 \leq N_{\text{ch}}^{\text{rec}} < 220$. The ratio of the two, $R(\eta_1, \eta_2)$ via Eq. (8), is shown in the

⁴ The validity of the various assumptions is confirmed in the data from the extracted $\delta_{\text{SRC}}^{+-}(\eta_+, \eta_-)$ and $\delta_{\text{SRC}}^{\pm\pm}(\eta_+, \eta_-)$ after applying the separation procedure.

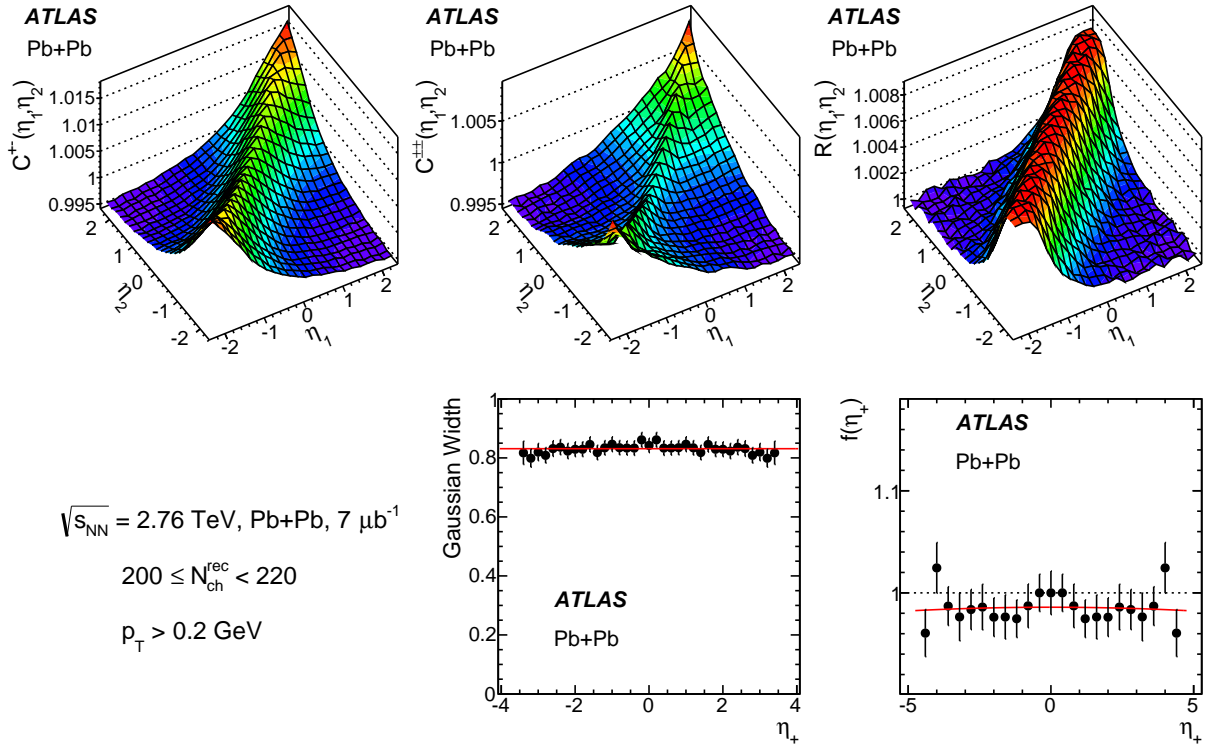


Figure 2: The correlation functions for opposite-charge pairs $C^{+-}(\eta_1, \eta_2)$ (top-left panel), same-charge pairs $C^{\pm\pm}(\eta_1, \eta_2)$ (top-middle panel), and the ratio $R(\eta_1, \eta_2) = C^{+-}(\eta_1, \eta_2)/C^{\pm\pm}(\eta_1, \eta_2)$ (top-right panel) for Pb+Pb collisions with $200 \leq N_{ch}^{rec} < 220$. The width and magnitude of the short-range peak of the ratio are shown, as a function of η_+ , in the lower-middle panel and lower-right panels, respectively. The error bars represent the statistical uncertainties, and the solid lines indicate a quadratic fit. The dotted line in the bottom-right panel serves to indicate better the deviation of $f(\eta_+)$ from 1.

top-right panel. The correlation functions show a narrow “ridge”-like shape along $\eta_1 \approx \eta_2$ or $\eta_- \approx 0$, and a falloff towards the corners at $\eta_1 = -\eta_2 \approx \pm 2.4$. The magnitude of the ridge for the opposite-charge pairs is stronger than that for the same-charge pairs, which is characteristic of the influence from SRC from jet fragmentation or resonance decays. In regions away from the SRC, i.e. large values of $|\eta_-|$, the ratio approaches unity, suggesting that the magnitude of the LRC is independent of the charge combinations. To quantify the shape of the SRC in the ratio along η_+ , R is expressed in terms of η_+ and η_- , $R(\eta_+, \eta_-)$, and the following quantity is calculated:

$$f(\eta_+) = \frac{\int_{-0.4}^{0.4} R(\eta_+, \eta_-)/0.8 \, d\eta_- - 1}{\int_{-0.4}^{0.4} R(0, \eta_-)/0.8 \, d\eta_- - 1}. \quad (10)$$

As shown in Fig. 2, the quantity $f(\eta_+)$ is nearly constant in Pb+Pb collisions, implying that the SRC is consistent with being independent of η_+ . To quantify the shape of the SRC along the η_- direction, $R(\eta_+, \eta_-)$ is fit to a Gaussian function in slices of η_+ . The width, as shown in the bottom-middle panel of Fig. 2, is constant, which may suggest that the shape of the SRC in η_- is the same for different η_+ slices.

Figure 3 shows the correlation function in p +Pb collisions with multiplicity similar to the Pb+Pb data in

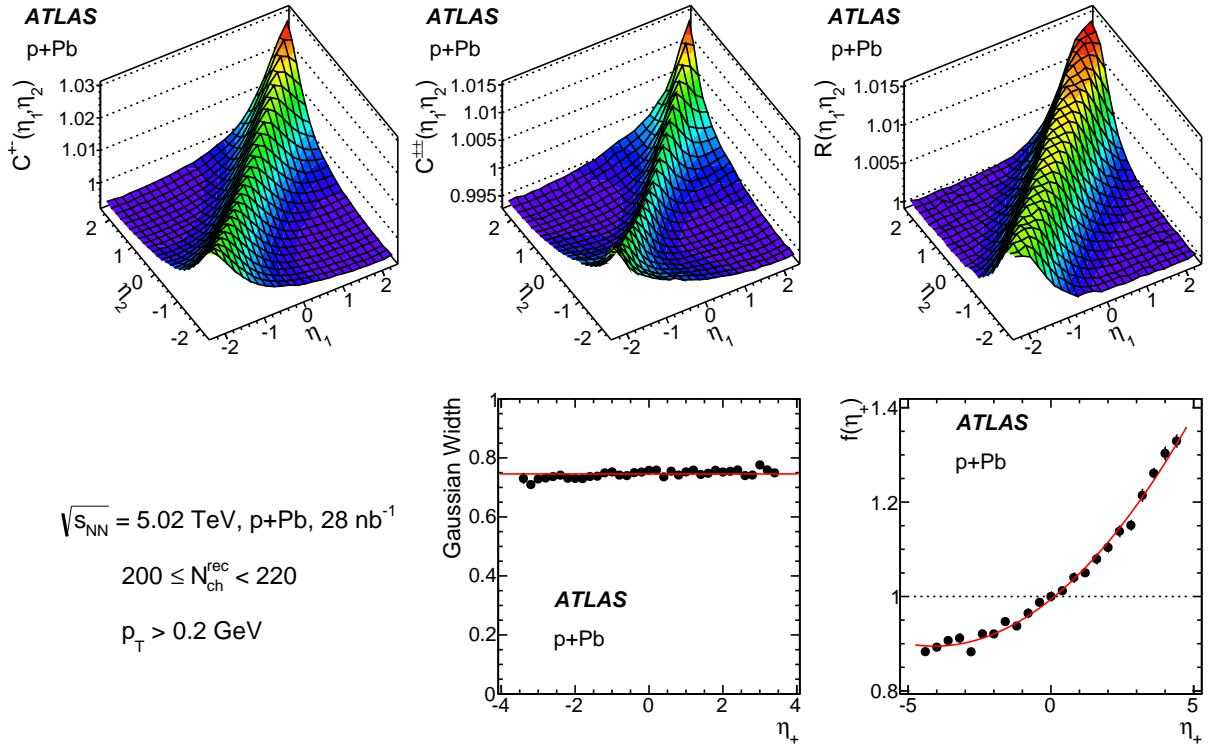


Figure 3: The correlation functions for opposite-charge pairs $C^+(\eta_1, \eta_2)$ (top-left panel), same-charge pairs $C^{\pm\pm}(\eta_1, \eta_2)$ (top-middle panel), and the ratio $R(\eta_1, \eta_2) = C^+(\eta_1, \eta_2)/C^{\pm\pm}(\eta_1, \eta_2)$ (top-right panel) for p +Pb collisions with $200 \leq N_{ch}^{rec} < 220$. The width and magnitude of the short-range peak of the ratio are shown, as a function of η_+ , in the lower-middle panel and lower-right panel, respectively. The error bars represent the statistical uncertainties, and the solid lines indicate a quadratic fit. The dotted line in the bottom-right panel serves to indicate better the deviation of $f(\eta_+)$ from 1.

Fig. 2. The correlation function shows a significant asymmetry between the proton-going side (positive η_+) and lead-going side (negative η_+). However, much of this asymmetry appears to be confined to a small $|\eta_-|$ region where the SRC dominates. The magnitude of the SRC, estimated by $f(\eta_+)$ shown in the bottom-right panel, increases by about 50% from the lead-going side (negative η_+) to the proton-going side (positive η_+), but the width of the SRC in η_- is independent of η_+ as shown in the bottom-middle panel. In contrast, the LRC has no dependence on the charge combinations, since the value of R approaches unity at large $|\eta_-|$.

Figure 4 shows the width in η_- of the short-range component as a function of N_{ch} in the three collision systems. The width is obtained as the Gaussian width of $R(\eta_+, \eta_-)$ in the η_- direction, and then averaged over η_+ as the width is observed to be independent of η_+ , as shown in Figs. 2 and 3. This width reflects the extent of the short-range correlation in η , and it is observed to decrease with increasing N_{ch} in all collision systems. At the same N_{ch} value, the width is smallest in pp collisions and largest in Pb+Pb collisions. In Fig. 5, the width of the short-range component from pp data is compared with PYTHIA 8 based on the A2 tune [50] and EPOS based on the LHC tune [32]. The width is underestimated by PYTHIA 8 A2 and overestimated by EPOS LHC.

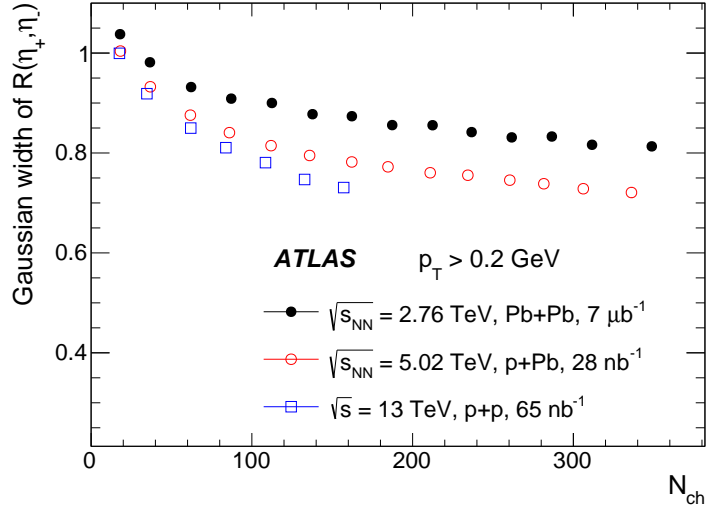


Figure 4: The width of the short-range component in $R(\eta_+, \eta_-)$ along the η_- direction as a function of N_{ch} in the three collision systems.

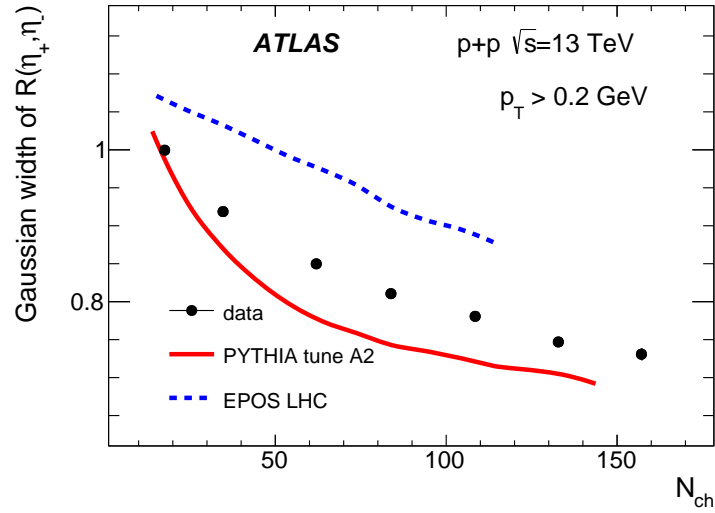


Figure 5: The width of the short-range component in $R(\eta_+, \eta_-)$ along the η_- direction in pp collisions at $\sqrt{s} = 13$ TeV, compared between data and two models. The y-axis is zero suppressed to demonstrate better the difference between data and models.

3.5 Separation of the SRC and the LRC

As discussed in Sec. 3.3, the ratio of the correlation function between opposite-charge and same-charge pairs $R(\eta_+, \eta_-)$ is the key to the separation of the SRC and LRC. Following Eqs. (8) and (9), this ratio can be approximated by:

$$R(\eta_+, \eta_-) \approx 1 + f(\eta_+) [g^{+-}(\eta_-) - g^{\pm\pm}(\eta_-)] , \quad \delta_{\text{SRC}}^{+-} = f(\eta_+)g^{+-}(\eta_-), \quad \delta_{\text{SRC}}^{\pm\pm} = f(\eta_+)g^{\pm\pm}(\eta_-) \quad (11)$$

where $f(\eta_+)$ describes the shape along η_+ and can be calculated via Eq. (10). The functions g^{+-} and $g^{\pm\pm}$ describe the SRC along the η_- direction for the two charge combinations, which differ in both magnitude and shape.

In order to estimate the $g^{\pm\pm}(\eta_-)$ function for same-charged pairs, the $C_N(\eta_+, \eta_-)$ distributions for same-charge pairs are projected into one-dimensional (1-D) η_- distributions over a narrow slice $|\eta_+| < 0.4$. The distributions are denoted by $C_N(\eta_-)$. They are shown, after a small iterative correction discussed below, in the second column of Fig. 6 for the same-charge pairs in Pb+Pb and p +Pb collisions. The SRC appears as a narrow peak on top of a distribution that has an approximately quadratic shape. Therefore a quadratic fit is applied to the data in the region of $|\eta_-| > 1.5$, and the difference between the data and fit in the $|\eta_-| < 2$ region is taken as the estimated SRC component or the $g^{\pm\pm}(\eta_-)$ function, which is assumed to be zero for $|\eta_-| > 2$. This range ($|\eta_-| > 1.5$) is about twice the width of the short-range peak in the $R(\eta_+, \eta_-)$ distribution along the η_- direction (examples are given in the bottom-middle panel of Figures 2 and 3). This width is observed to decrease from 1.0 to 0.7 as a function of $N_{\text{ch}}^{\text{rec}}$ in the p +Pb collisions, and is slightly broader in Pb+Pb collisions and slightly narrower in pp collisions at the same $N_{\text{ch}}^{\text{rec}}$. The range of the fit is varied from $|\eta_-| > 1.0$ to $|\eta_-| > 2.0$ to check the sensitivity of the SRC

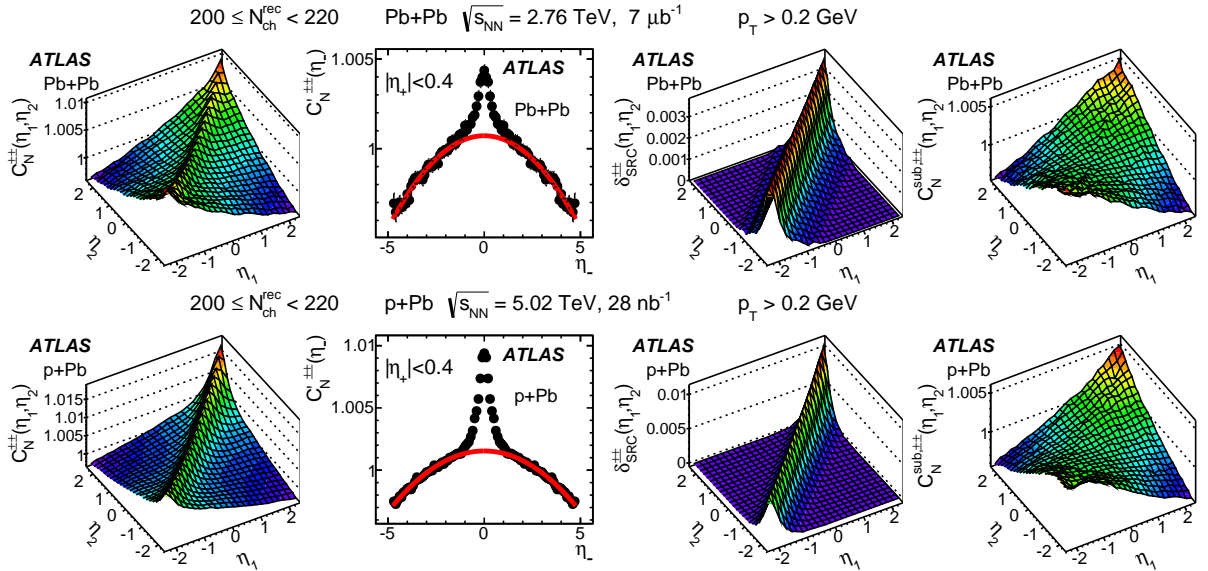


Figure 6: The separation of correlation functions for same-charge pairs (first column) into the SRC (third column) and LRC (last column) for Pb+Pb (top row) and p +Pb (bottom row) collisions with $200 \leq N_{\text{ch}}^{\text{rec}} < 220$. The second column shows the result of the quadratic fit over the $|\eta_-| > 1.5$ range of the 1-D correlation function projected over the $|\eta_+| < 0.4$ slice, which is used to estimate the SRC component. The error bars represent the statistical uncertainties.

estimation, and the variation is included in the final systematic uncertainties. Furthermore, this study is also repeated for $C_N(\eta_-)$ obtained in several other η_+ slices within $|\eta_+| < 1.2$, and consistent results are obtained. Once the distribution $g^{\pm\pm}(\eta_-)$ for same-charge pairs is obtained from the fit, it is multiplied by the $f(\eta_+)$ function calculated from $R(\eta_1, \eta_2)$ using Eq. (10), to obtain the $\delta_{\text{SRC}}(\eta_1, \eta_2)$ from Eq. (11) in the full phase space. Subtracting this distribution from the $C_N(\eta_1, \eta_2)$ distribution, one obtains the initial estimate of the correlation function containing mostly the LRC component.

The LRC obtained via this procedure is still affected by a small bias from the SRC via the normalization procedure of Eq. (3). This bias appears because the $\delta_{\text{SRC}}(\eta_1, \eta_2)$ contribution is removed from the numerator but is still included in the denominator via $C_p(\eta)$. This contribution is not uniform in η : if the first particle is near mid-rapidity $\eta_1 \approx 0$ then all pairs in $\delta_{\text{SRC}}(\eta_1, \eta_2)$ contribute to $C_p(\eta_1)$, whereas if the first particle is near the edge of the acceptance $\eta_1 \approx \pm Y$ then only half of the pairs in $\delta_{\text{SRC}}(\eta_1, \eta_2)$ contribute to $C_p(\eta_1)$. The acceptance bias in C_p is removed via a simple iterative procedure: first, the δ_{SRC} contribution determined from the above procedure is used to eliminate the SRC contribution to the single-particle mode:

$$C_p^{\text{sub}}(\eta_1) = \frac{\int_{-Y}^Y [C(\eta_1, \eta_2) - \delta_{\text{SRC}}(\eta_1, \eta_2)] d\eta_2}{2Y}, \quad (12)$$

with a similar expression for $C_p^{\text{sub}}(\eta_2)$. The $C_p^{\text{sub}}(\eta_1)$, $C_p^{\text{sub}}(\eta_2)$ are then used to redefine the C_N function:

$$C'_N(\eta_1, \eta_2) = \frac{C(\eta_1, \eta_2)}{C_p^{\text{sub}}(\eta_1)C_p^{\text{sub}}(\eta_2)}. \quad (13)$$

This distribution, which is very close to the distribution before correction, is shown in the second column of Fig. 6 for projection over a narrow slice $|\eta_+| < 0.4$. The estimation of $\delta_{\text{SRC}}(\eta_1, \eta_2)$ is repeated using the previously described procedure for the $C'_N(\eta_1, \eta_2)$, and the extracted distribution is shown in the third column of Fig. 6. Subtracting this distribution from $C'_N(\eta_1, \eta_2)$, one obtains the correlation function containing only the LRC component. The resulting correlation function, denoted $C_N^{\text{sub}}(\eta_1, \eta_2)$, is shown in the last column of Fig. 6.

The results presented in this paper are obtained using the iterative procedure discussed above. In most cases, the results obtained from the iterative procedure are consistent with the one obtained without iteration. In p + Pb and Pb + Pb collisions, where the SRC component is small, the difference between the two methods is found to be less than 2%. In pp collisions with $N_{\text{ch}}^{\text{rec}} > 100$, the difference between the two methods reaches 4% where the SRC is large and therefore the bias correction is more important.

In principle, the same analysis procedure can be applied to opposite-charge and all-charge pairs. However, due to the much larger SRC, the extracted LRC for opposite-charge pairs has larger uncertainties. Instead, the SRC for opposite-charge pairs is obtained directly by rearranging the terms in Eq. (9) as:

$$\delta_{\text{SRC}}^{+-}(\eta_1, \eta_2) = R(\eta_1, \eta_2) - 1 + \delta_{\text{SRC}}^{\pm\pm}(\eta_1, \eta_2). \quad (14)$$

The SRC for all-charge pairs is calculated as the average of $\delta_{\text{SRC}}^{\pm\pm}$ and δ_{SRC}^{+-} weighted by the number of same-charge and opposite-charge pairs. The LRC is then obtained by subtracting the SRC from the modified $C_N(\eta_1, \eta_2)$ using the same procedure as that for the same-charge pairs.

For pp collisions, the pseudorapidity correlations are also compared with the PYTHIA 8 A2 and EPOS LHC event generators mentioned above. The analysis procedure used on the data is repeated for the two models in order to extract the SRC and LRC components. The correlation is carried out on the generated, as opposed to the reconstructed, charged particles.

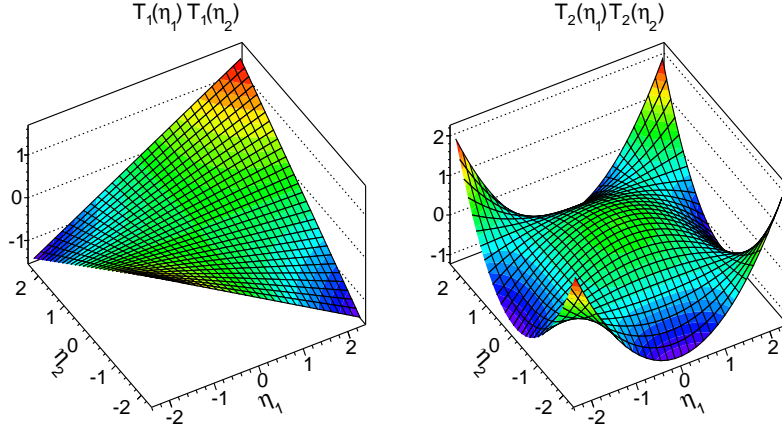


Figure 7: The first two Legendre basis functions associated with $a_{1,1}$ and $a_{2,2}$ in the two-particle correlation function.

3.6 Quantifying the magnitude of the forward-backward multiplicity fluctuations

In the azimuthal correlation analysis, the azimuthal structure of the correlation function is characterized by harmonic coefficients v_n obtained via a Fourier decomposition [5, 51]. A similar approach can be applied for pseudorapidity correlations [21, 38]. Following Eq. (5), the correlation functions are expanded into Legendre polynomial functions, and the two-particle Legendre coefficients $\langle a_n a_m \rangle$ are calculated directly from the correlation function according to Eq. (6). The two-particle correlation method measures, in effect, the RMS values of the EbyE a_n , and the final results for the coefficients are presented in terms of $\sqrt{|\langle a_n a_m \rangle|}$. As a consequence of the condition for a symmetric collision system, the odd and even coefficients should be uncorrelated in pp and $Pb+Pb$ collisions:

$$a_{n,n+1} = \langle a_n a_{n+1} \rangle = 0. \quad (15)$$

However, even in $p+Pb$ collisions, the correlation function after SRC removal, $C_N^{\text{sub}}(\eta_1, \eta_2)$, is observed to be nearly symmetric between η and $-\eta$ (right column of Fig. 6), and hence the $\langle a_n a_{n+1} \rangle$ values are very small and considered to be negligible in this paper.

The shape of the first two Legendre bases in 2-D are shown in Fig. 7. The first basis function has the shape of $\eta_1 \times \eta_2$ and is directly sensitive to the FB asymmetry of the EbyE fluctuation. The second basis function has a quadratic shape in the η_1 and η_2 directions and is sensitive to the EbyE fluctuation in the width of the $N(\eta)$ distribution. It is shown in Sec. 4 that the data require only the first term, in which case the shape of the correlation function can be approximated by:

$$C_N^{\text{sub}}(\eta_1, \eta_2) \approx 1 + \langle a_1^2 \rangle \eta_1 \eta_2 = 1 + \frac{\langle a_1^2 \rangle}{4} (\eta_+^2 - \eta_-^2). \quad (16)$$

Therefore a quadratic shape is expected along the two diagonal directions η_+ and η_- of the correlation function, and the $\langle a_1^2 \rangle^{1/2}$ coefficient can be calculated by a simple quadratic fit of C_N^{sub} in narrow slices of η_- or η_+ .

Alternatively, $\langle a_1^2 \rangle^{1/2}$ can also be estimated from a correlator constructed from a simple ratio:

$$r_N^{\text{sub}}(\eta, \eta_{\text{ref}}) = \begin{cases} C_N^{\text{sub}}(-\eta, \eta_{\text{ref}})/C_N^{\text{sub}}(\eta, \eta_{\text{ref}}) & , \eta_{\text{ref}} > 0 \\ C_N^{\text{sub}}(\eta, -\eta_{\text{ref}})/C_N^{\text{sub}}(-\eta, -\eta_{\text{ref}}) & , \eta_{\text{ref}} < 0 \end{cases} \quad (17)$$

$$\approx 1 - 2 \langle a_1^2 \rangle \eta \eta_{\text{ref}} , \quad (18)$$

where η_{ref} is a narrow interval of 0.2. This correlator has the advantage that most of the single-particle modes are even functions in η , so they cancel in the ratios. Therefore, this correlator provides a robust consistency check of any potential bias induced by the renormalization procedure of Eq. (3). A similar quantity can also be calculated for $C_N(\eta_1, \eta_2)$, denoted by $r_N(\eta, \eta_{\text{ref}})$.

In summary, this paper uses the following four different methods to estimate $\langle a_1^2 \rangle^{1/2}$:

1. Legendre decomposition of the 2-D correlation function $C_N^{\text{sub}}(\eta_+, \eta_-)$, via Eq. (5).
2. Quadratic fit of $C_N^{\text{sub}}(\eta_-)$ in a narrow slice of η_+ , which gives $\langle a_1^2 \rangle^{1/2}$ as a function of η_+ .
3. Quadratic fit of $C_N^{\text{sub}}(\eta_+)$ in a narrow slice of η_- , which gives $\langle a_1^2 \rangle^{1/2}$ as a function of η_- .
4. Linear fit of $r_N^{\text{sub}}(\eta)$ in a narrow slice of η_{ref} , which gives $\langle a_1^2 \rangle^{1/2}$ as a function of η_{ref} .

The three fitting methods (2,3,4) use the correlation function in limited and largely nonoverlapping regions of the η_1 and η_2 phase space, and therefore are independent of each other and largely independent of the Legendre decomposition method. Moreover, if the correlation function is dominated by the $\langle a_1^2 \rangle$ term, the results from all four methods should be consistent.

3.7 Systematic uncertainties

The systematic uncertainties in this analysis arise from the event mixing, track reconstruction and selection efficiency, pair acceptance, and using simulated events to test the analysis process by comparing results from the generated charged particles with those from reconstructed tracks. These uncertainties apply to $C_N(\eta_1, \eta_2)$ or $C_N^{\text{sub}}(\eta_1, \eta_2)$ and the associated Legendre coefficients. However, the systematic uncertainty for $C_N^{\text{sub}}(\eta_1, \eta_2)$ also depends on the procedure for separating the SRC from the LRC.

A natural way of quantifying these systematic uncertainties, used in this analysis, is to calculate $C_N(\eta_1, \eta_2)$ or $C_N^{\text{sub}}(\eta_1, \eta_2)$ under a different condition, and then construct the ratio to the default analysis: $D(\eta_1, \eta_2)$. The average deviation of $D(\eta_1, \eta_2)$ from unity can be compared with the correlation signal to estimate the systematic uncertainties in the correlation function. The same $D(\eta_1, \eta_2)$ function can also be expanded into a Legendre series (Eq. (5)), and the resulting coefficients $a_{n,m}^d$ can be used to estimate the systematic uncertainties for the $a_{n,m}$ coefficients. For the three fitting methods discussed in Sec. 3.6, the fits are repeated for each check to estimate the uncertainties in the resulting $\langle a_1^2 \rangle^{1/2}$ values. These uncertainties are not always the same for C_N and C_N^{sub} because C_N^{sub} is not sensitive to the variation in the short-range region, $\eta_- \approx 0$. In the following, the uncertainty from each source is discussed.

The main source of uncertainty for $C_N^{\text{sub}}(\eta_1, \eta_2)$ arises from the procedure to separate the SRC and the LRC. Since the estimated SRC component for the opposite-charge pairs is more than a factor of two larger than that for the same-charge pairs (e.g. Figs. 2–3), the difference between $C_N^{\text{sub},+-}$ and $C_N^{\text{sub},\pm\pm}$ is a conservative check of the robustness of the subtraction procedure. This difference is typically small for events with large $N_{\text{ch}}^{\text{rec}}$, and it is found to be within 0.2–2.2% of the correlation signal and 1–6% for $\langle a_1^2 \rangle^{1/2}$ in the three

collision systems. The stability of LRC is also checked by varying the fit range and varying the η_+ slice used to obtain the $\delta_{\text{SRC}}(\eta_-)$ distribution for same-charge pairs. This uncertainty amounts to 1–2% in the correlation signal and 1–5% for $\langle a_1^2 \rangle^{1/2}$ in Pb+Pb collisions, and is larger in p +Pb and pp collisions due to a stronger SRC for events with the same $N_{\text{ch}}^{\text{rec}}$.

Uncertainties due to the event-mixing are evaluated by varying the criteria for matching events in $N_{\text{ch}}^{\text{rec}}$ and z_{vtx} . The $a_{n,m}^{\text{d}}$ values are calculated for each case. The uncertainty from variation of the matching range in z_{vtx} is less than 0.5% of the correlation signal for both C_{N} and $C_{\text{N}}^{\text{sub}}$. The bin size in $N_{\text{ch}}^{\text{rec}}$ for event matching is varied such that the number of events in each bin varies by a factor of three. Most of the changes appear as modulations of the projections of the correlation function in η_1 or η_2 as defined in Eq. (4), and the renormalized correlation functions $C_{\text{N}}(\eta_1, \eta_2)$ and $C_{\text{N}}^{\text{sub}}(\eta_1, \eta_2)$ are very stable. The difference between different variations amounts to at most 2% of the correlation signal or $\langle a_1^2 \rangle^{1/2}$. The analysis is also repeated separately for events with $|z_{\text{vtx}}| < 50$ mm and $50 < |z_{\text{vtx}}| < 100$ mm. Good agreement is seen between the two. To evaluate the stability of the correlation function, the entire dataset is divided into several groups of runs, and the correlation functions and a_n coefficients are calculated for each group. The results are found to be consistent within 2% for $\langle a_1^2 \rangle^{1/2}$.

The 13 TeV pp results are obtained from the June 2015 and August 2015 datasets with different μ values. The influence of the residual pileup is evaluated by comparing the results obtained separately from these two running periods, and no systematic difference is observed between the results.

The shape of the correlation function is not very sensitive to the uncertainty in the tracking efficiency correction, since this correction is applied in both the numerator and denominator. On the other hand, both the correlation signal and reconstruction efficiency are observed to increase with p_{T} , and hence the correlation signal and associated $\langle a_n a_m \rangle$ coefficients are expected to be smaller when corrected for reconstruction efficiency. Indeed, a 1–2% decrease in $\langle a_n^2 \rangle^{1/2}$ is observed after applying this correction. This change is conservatively included in the systematic uncertainty.

The correlation function $C_{\text{N}}(\eta_1, \eta_2)$ has some small localized structures that are not compatible with statistical fluctuations. These structures are due to residual detector effects in the pair acceptance that are not removed by the event-mixing procedure, which can be important for extraction of the higher-order coefficients. Indeed, the Legendre coefficients for $n \geq 8$ show significant nonstatistical fluctuations around zero. Therefore, the spread of $\langle a_n^2 \rangle^{1/2}$ for $n \geq 10$ and $\sqrt{|\langle a_n a_{n+2} \rangle|}$ for $n \geq 8$ are quoted as uncertainties for the Legendre coefficients. These uncertainties are less than 0.5×10^{-5} for $\langle a_n a_m \rangle$ calculated from $C_{\text{N}}^{\text{sub}}(\eta_1, \eta_2)$ in all collision systems, and are larger for those calculated from $C_{\text{N}}(\eta_1, \eta_2)$. The corresponding relative uncertainty for $\langle a_1^2 \rangle$ is negligible.

The HIJING and PYTHIA 8 events used for evaluating the reconstruction efficiency have a significant correlation signal and sizable $a_{n,m}$ coefficients for C_{N} . The correlation functions obtained using the reconstructed tracks are compared with those obtained using the generated charged particles. The ratio of the two is then used to vary the measured $C_{\text{N}}(\eta_1, \eta_2)$, the procedure for removal of the SRC is repeated and the variations of $C_{\text{N}}^{\text{sub}}$ and $a_{n,m}$ are calculated. The differences in the correlation function reflect mainly the uncertainty in the efficiency correction, but also the influence of secondary decays and fake tracks. These differences are found to be mostly concentrated in a region around $\eta_- \approx 0$, and hence affect mostly the estimation of the SRC component, and have very little impact on $C_{\text{N}}^{\text{sub}}$ and associated $a_{n,m}$. The differences in Legendre coefficients are found to be up to 5% for a_n calculated from C_{N} , and are 0.2–3.5% for $\langle a_1^2 \rangle^{1/2}$ calculated from $C_{\text{N}}^{\text{sub}}$.

Table 1: Summary of average systematic uncertainties for the correlation function $C_N^{\text{sub}}(\eta_1, \eta_2)$ with $p_T > 0.2$ GeV. The uncertainty is calculated as the variation relative to the correlation signal of $C_N^{\text{sub}}(\eta_1, \eta_2)$, averaged over the entire η_1 and η_2 space. The range in the table covers the variation of this uncertainty for different $N_{\text{ch}}^{\text{rec}}$ classes.

Collision system	Pb+Pb	p+Pb	pp
Charge dependence [%]	0.2–1.6	0.2–1.9	0.7–2.2
SRC LRC separation [%]	1.0–2.2	1.2–5.7	1.1–3.9
Event-mixing [%]	0.7–1.0	0.4–2.5	0.2–1.8
z_{vtx} variation [%]	0.4–0.7	0.3–1.8	0.2–2.0
Run-by-run stability [%]	0.4–0.8	0.3–1.7	0.2–1.6
Track selection & efficiency [%]	0.7–1.4	0.2–0.3	0.3–0.6
MC consistency [%]	0.4–2.2	0.6–2.9	0.6–2.9
Total [%]	1.6–3.6	1.6–7.2	2.0–5.9

Table 2: Summary of systematic uncertainties for $\langle a_1^2 \rangle^{1/2}$ with $p_T > 0.2$ GeV, calculated with four different methods: Legendre expansion of $C_N^{\text{sub}}(\eta_1, \eta_2)$, quadratic fit of the η_- dependence of $C_N^{\text{sub}}(\eta_1, \eta_2)$ for $|\eta_+| < 0.1$, quadratic fit of the η_+ dependence of $C_N^{\text{sub}}(\eta_1, \eta_2)$ for $0.9 < |\eta_-| < 1.1$, and linear fit of the η dependence of $r_N^{\text{sub}}(\eta, \eta_{\text{ref}})$ for $2.2 < |\eta_{\text{ref}}| < 2.4$.

Collision system	Quadratic fit to $C_N^{\text{sub}}(\eta_-) _{ \eta_+ < 0.1}$			Quadratic fit to the $C_N^{\text{sub}}(\eta_+) _{0.9 < \eta_- < 1.1}$		
	Pb+Pb	p+Pb	pp	Pb+Pb	p+Pb	pp
Charge dependence [%]	0.1–2.7	0.4–2.5	1.1–3.4	0.2–5.5	0.5–7.0	1.2–7.3
SRC LRC separation [%]	1.2–2.6	1.1–6.7	1.4–5.3	1.0–2.9	0.8–3.1	1.8–3.5
Event-mixing [%]	0.5–2.5	0.2–2.8	0.2–4.2	0.4–1.8	0.4–3.2	0.3–3.4
z_{vtx} variation [%]	0.4–2.2	0.2–1.5	0.2–1.4	0.3–1.7	0.2–2.4	0.2–3.7
Run-by-run stability [%]	0.3–2.1	0.2–1.8	0.2–3.0	0.2–2.4	0.2–2.1	0.2–1.5
Track selec.& efficiency [%]	0.6–4.4	0.5–1.0	1.0–1.9	0.7–4.7	0.7–1.0	0.8–1.4
MC consistency [%]	0.5–4.5	0.4–4.9	1.8–7.2	0.8–5.1	0.2–5.8	0.4–8.1
Total [%]	2.1–6.2	1.8–7.5	3.1–9.7	2.2–5.6	1.9–6.2	2.8–10.0

Collision system	Linear fit to $r_N^{\text{sub}}(\eta) _{2.2 < \eta_{\text{ref}} < 2.4}$			Global Legendre expansion of C_N^{sub}		
	Pb+Pb	p+Pb	pp	Pb+Pb	p+Pb	pp
Charge dependence [%]	0.3–3.4	0.4–3.5	0.9–4.3	0.3–4.5	0.4–5.2	1.5–6.3
SRC LRC separation [%]	1.3–2.4	1.2–2.4	1.4–2.7	1.2–4.5	2.2–8.8	2.5–5.9
Event-mixing [%]	0.4–2.2	0.4–1.2	0.3–2.6	0.2–1.7	0.2–1.6	0.2–0.4
z_{vtx} variation [%]	0.2–1.6	0.2–2.6	0.2–2.7	0.2–1.7	0.2–2.8	0.2–2.5
Run-by-run stability [%]	0.2–1.9	0.1–2.2	0.2–3.0	0.2–0.6	0.1–1.8	0.2–2.2
Track selec.& efficiency [%]	0.6–2.2	0.3–1.0	1.0–1.5	0.5–1.4	0.5–1.0	1.1–2.1
MC consistency [%]	0.6–4.4	0.2–4.8	0.8–3.4	0.5–4.3	0.8–4.6	0.2–4.0
Total [%]	2.4–4.9	1.8–5.3	2.4–4.5	2.3–5.0	2.5–9.1	3.4–8.2

The systematic uncertainties from the different sources described above are added in quadrature to give the total systematic uncertainties for the correlation functions and $\langle a_1^2 \rangle^{1/2}$ values for both C_N and C_N^{sub} . The systematic uncertainties associated with $C_N^{\text{sub}}(\eta_1, \eta_2)$ and $\langle a_1^2 \rangle^{1/2}$ are given in Tables 1 and 2, respectively. Since there are four methods for extracting $\langle a_1^2 \rangle^{1/2}$, they are given separately in Table 2. The systematic

uncertainty quoted for each source in both tables covers the maximum uncertainty in the specified collision system.

4 Results

The top row of Fig. 8 shows the correlation functions $C_N(\eta_1, \eta_2)$ in the three collision systems for events with similar multiplicity $100 \leq N_{\text{ch}}^{\text{rec}} < 120$. The corresponding estimated SRC component $\delta_{\text{SRC}}(\eta_1, \eta_2)$ and long-range component $C_N^{\text{sub}}(\eta_1, \eta_2)$ are shown in the middle and bottom rows, respectively. The magnitude of the SRC in p +Pb is observed to be larger in the proton-going direction than in the lead-going direction, reflecting the fact that the particle multiplicity is smaller in the proton-going direction. However, this forward-backward asymmetry in p +Pb collisions is mainly associated with the SRC component, and the $C_N^{\text{sub}}(\eta_1, \eta_2)$ distribution shows very little asymmetry. The $C_N(\eta_1, \eta_2)$ distributions show significant differences between the three systems, which is mainly due to their differences in $\delta_{\text{SRC}}(\eta_1, \eta_2)$. In fact the

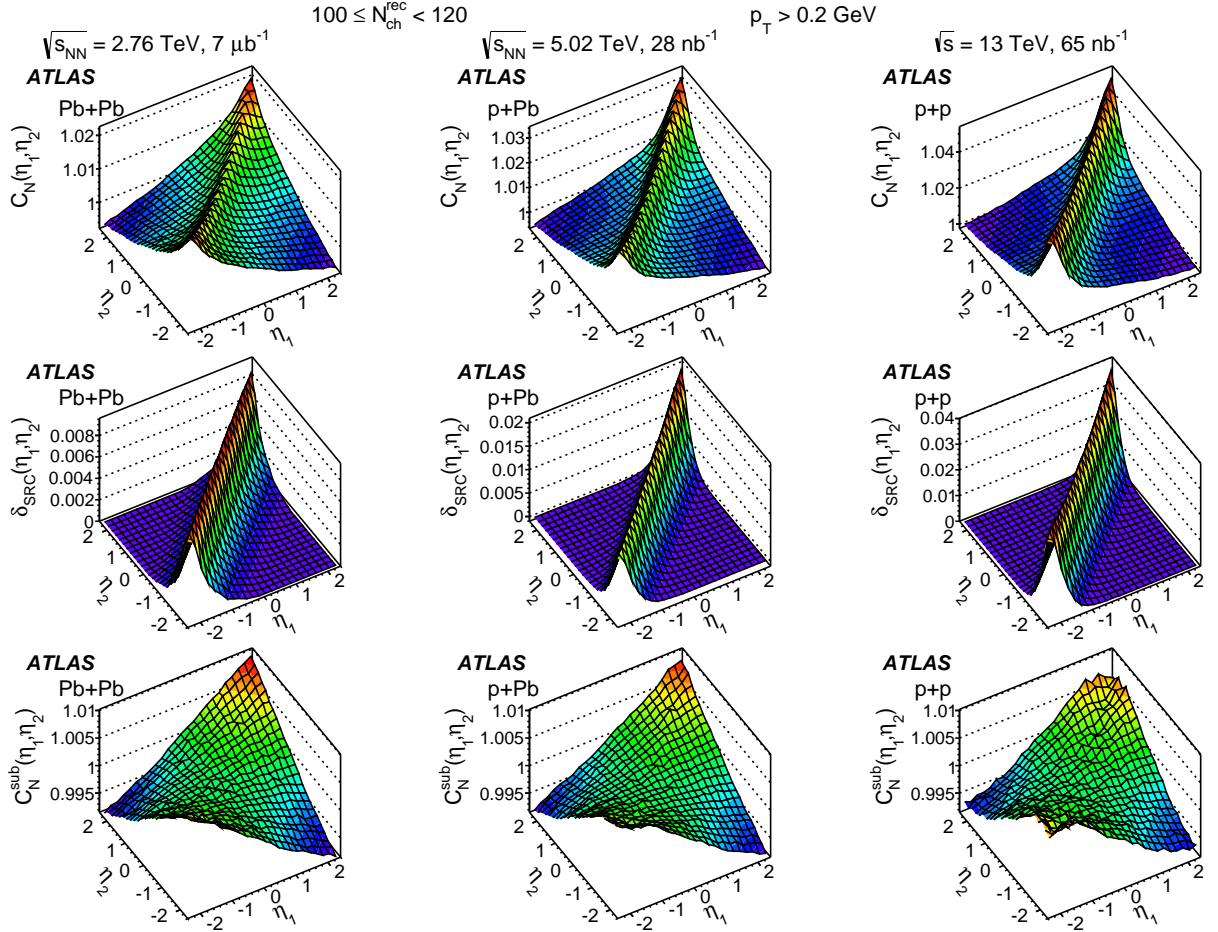


Figure 8: The distributions of correlation functions $C_N(\eta_1, \eta_2)$ (top row), the estimated short-range component $\delta_{\text{SRC}}(\eta_1, \eta_2)$ (middle row), and long-range component $C_N^{\text{sub}}(\eta_1, \eta_2)$ (bottom row). They are shown for collisions with $100 \leq N_{\text{ch}}^{\text{rec}} < 120$ in Pb+Pb (left column), p +Pb (middle column), and pp collisions (right column).

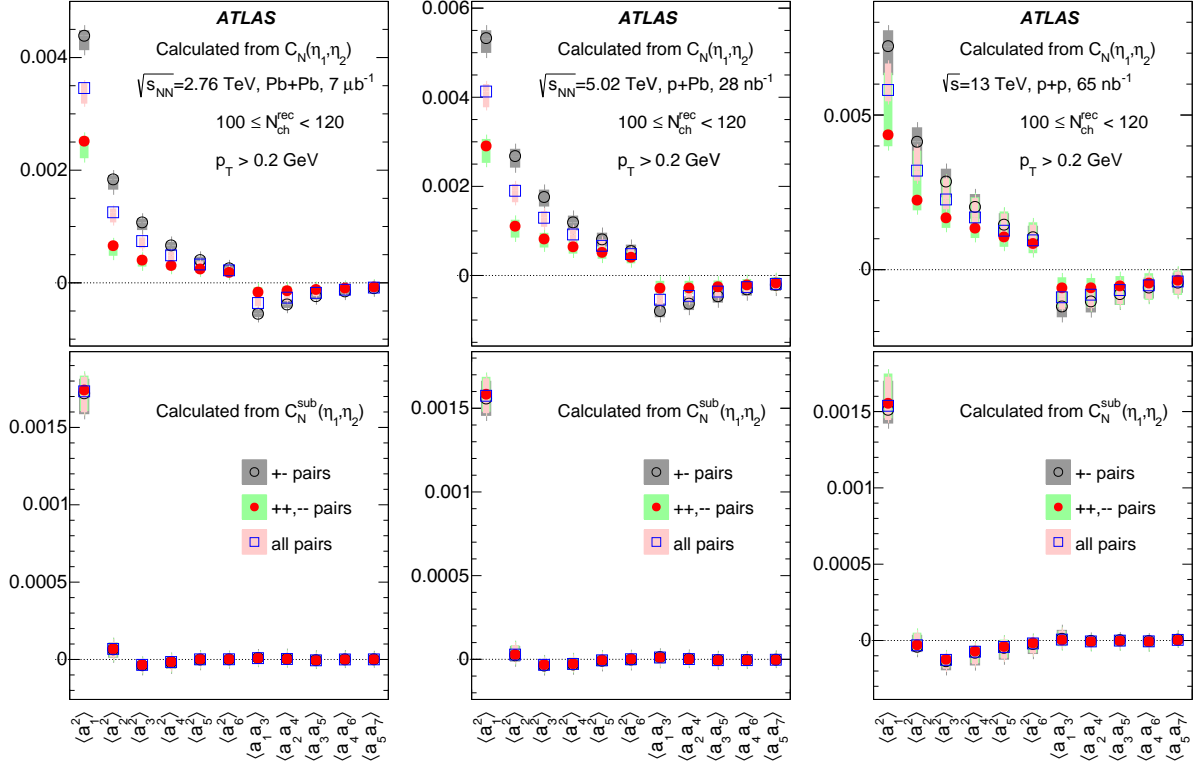


Figure 9: The Legendre spectra $\langle a_n^2 \rangle$ and $\langle a_n a_{n+2} \rangle$ calculated via Eq. (6) from correlation functions $C_N(\eta_1, \eta_2)$ (top row) and $C_N^{\text{sub}}(\eta_1, \eta_2)$ (bottom row) in Pb+Pb (left column), p+Pb (middle column), and pp (right column) collisions for events with $100 \leq N_{\text{ch}}^{\text{rec}} < 120$. The shaded bands represent the total uncertainties. The results are shown for all-charge (open squares), opposite-charge (open circles), and same-charge pairs (solid circles).

estimated long-range component $C_N^{\text{sub}}(\eta_1, \eta_2)$ shows similar shape and similar overall magnitude for the three systems.

To characterize the shape of the correlation functions, the Legendre coefficients $\langle a_n a_m \rangle$ for the distributions C_N and C_N^{sub} shown in Fig. 8 are calculated via Eq. (6) and plotted in Fig. 9. The $\langle a_n a_m \rangle$ values are shown for the first six diagonal terms $\langle a_n^2 \rangle$ and the first five mixed terms $\langle a_n a_{n+2} \rangle$, and they are also compared with coefficients calculated for opposite-charge pairs and same-charge pairs for the same event class. The magnitudes of the $\langle a_n a_m \rangle$ coefficients calculated for C_N differ significantly for the different charge combinations, and they also increase as the size of the collision system decreases, i.e. $|\langle a_n a_m \rangle|_{p+p} > |\langle a_n a_m \rangle|_{p+\text{Pb}} > |\langle a_n a_m \rangle|_{\text{Pb}+\text{Pb}}$. This is consistent with a large contribution from SRC to all $\langle a_n a_m \rangle$ coefficients obtained from C_N . After removal of the SRC, the $\langle a_1^2 \rangle$ coefficient is quite consistent between different charge combinations and different collision systems. All higher-order coefficients are much smaller, and they are very close to zero within the systematic uncertainties. Therefore, the rest of the paper focuses on the $\langle a_1^2 \rangle^{1/2}$ results.

To quantify further the shape of the LRC in $C_N^{\text{sub}}(\eta_1, \eta_2)$, the $\langle a_1^2 \rangle^{1/2}$ coefficients are also calculated by fitting the 1-D distributions from the three projection methods as outlined in Sec. 3.6: 1) quadratic fit of $C_N^{\text{sub}}(\eta_-)$ in a narrow range of η_+ , 2) quadratic fit of $C_N^{\text{sub}}(\eta_+)$ in a narrow range of η_- , and 3) linear fit of $r_N^{\text{sub}}(\eta)$ in a narrow range of η_{ref} . The results for Pb+Pb collisions with $100 \leq N_{\text{ch}}^{\text{rec}} < 120$ are shown in

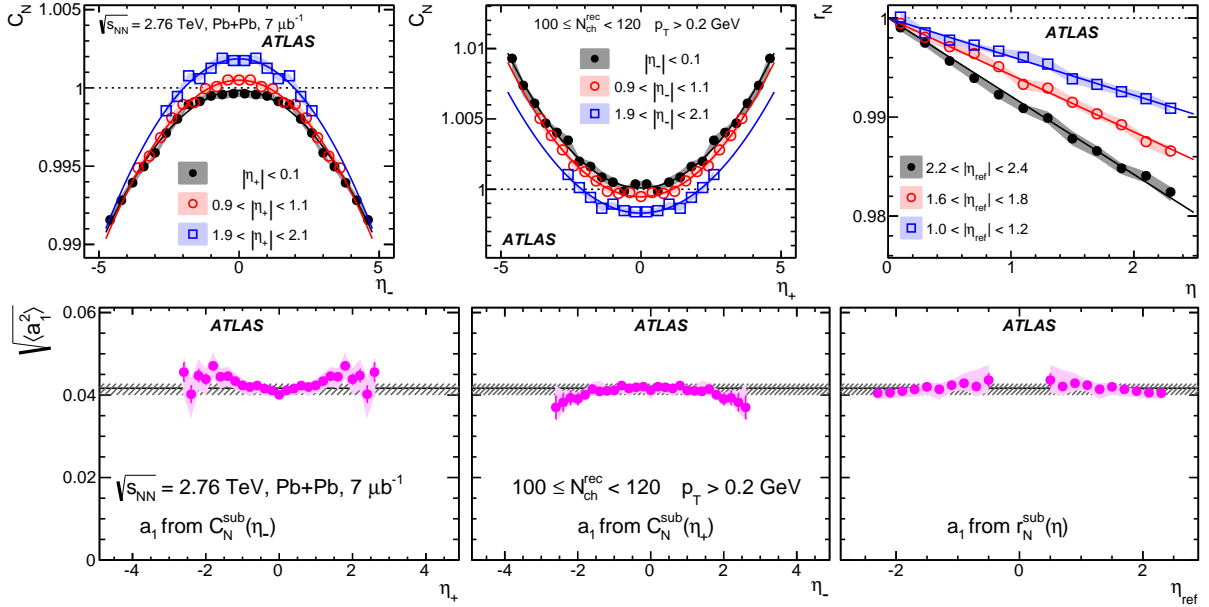


Figure 10: The distributions $C_N^{\text{sub}}(\eta_-)$ (top-left panel), $C_N^{\text{sub}}(\eta_+)$ (top-middle panel), and $r_N^{\text{sub}}(\eta)$ (top-right panel) obtained from $C_N^{\text{sub}}(\eta_1, \eta_2)$ in three ranges of η_+ , η_- and η_{ref} , respectively, from Pb+Pb collisions with $100 \leq N_{\text{ch}}^{\text{rec}} < 120$. The solid lines indicate fits to either a quadratic function (top-left two panels) or a linear function (top-right panel). The $\langle a_1^2 \rangle^{1/2}$ values from the fits are shown in the corresponding lower panels as a function of the η_+ , η_- , and η_{ref} , respectively. The error bars and shaded bands represent the statistical and systematic uncertainties, respectively. The solid horizontal line and hashed band indicate the value and uncertainty of $\langle a_1^2 \rangle^{1/2}$ obtained from a Legendre expansion of the $C_N^{\text{sub}}(\eta_1, \eta_2)$.

the first row of Fig. 10 for several selected projections and associated fits. The extracted $\langle a_1^2 \rangle^{1/2}$ values are shown in the bottom row as a function of the range of the projections. They are compared with the $\langle a_1^2 \rangle^{1/2}$ values obtained directly via the Legendre expansion of the entire C_N^{sub} distribution, shown by the horizontal solid line. The $\langle a_1^2 \rangle^{1/2}$ values from all four methods are very similar. Figures 11 and 12 show the same observables in p +Pb collisions and pp collisions, respectively. Results are quite similar to those in Pb+Pb collisions, albeit with larger systematic uncertainties arising from the subtraction of a larger short-range component. For p +Pb (Fig. 11), the small FB asymmetry in the C_N^{sub} distribution along the η_+ direction is responsible for the difference in $\langle a_1^2 \rangle^{1/2}$ between η_+ and $-\eta_+$ in the bottom-left panel and between η_{ref} and $-\eta_{\text{ref}}$ in the bottom-right panel, but they still agree within their respective systematic uncertainties.

Figure 13 shows a comparison of the $\langle a_1^2 \rangle^{1/2}$ values extracted by the four methods as a function of N_{ch} in the three collision systems. Good agreement between the different methods is observed.

On the other hand, the SRC is expected to have strong dependence on the charge combinations and collision systems, as shown by Figs. 8 and 9. The magnitude of the SRC is quantified by $\delta_{\text{SRC}}(\eta_1, \eta_2)$ averaged over the two-particle pseudorapidity phase space:

$$\Delta_{\text{SRC}} = \frac{\int_{-Y}^Y \delta_{\text{SRC}}(\eta_1, \eta_2) d\eta_1 d\eta_2}{4Y^2}. \quad (19)$$

The corresponding contribution of the SRC at the single-particle level is $\sqrt{\Delta_{\text{SRC}}}$, which can be directly

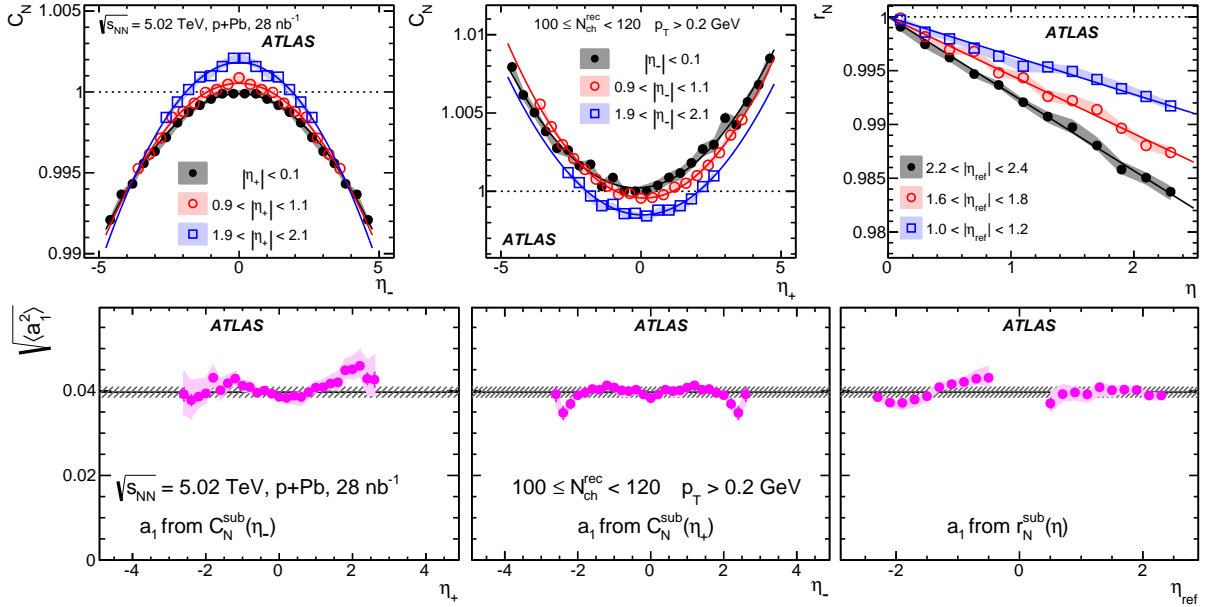


Figure 11: The distributions $C_N^{\text{sub}}(\eta_-)$ (top-left panel), $C_N^{\text{sub}}(\eta_+)$ (top-middle panel), and $r_N^{\text{sub}}(\eta)$ (top-right panel) obtained from $C_N^{\text{sub}}(\eta_1, \eta_2)$ in three ranges of η_+ , η_- , and η_{ref} , respectively, from p +Pb collisions with $100 \leq N_{\text{ch}}^{\text{rec}} < 120$. The solid lines indicate fits to either a quadratic function (top-left two panels) or a linear function (top-right panel). The $\langle a_1^2 \rangle^{1/2}$ values from the fits are shown in the corresponding lower panels as a function of the η_+ , η_- , and η_{ref} , respectively. The error bars and shaded bands represent the statistical and systematic uncertainties, respectively. The solid horizontal line and hashed band indicate the value and uncertainty of $\langle a_1^2 \rangle^{1/2}$ obtained from a Legendre expansion of the $C_N^{\text{sub}}(\eta_1, \eta_2)$.

compared with the strength of the LRC characterized by $\langle a_1^2 \rangle^{1/2}$. Figure 14 shows the values of $\sqrt{\Delta_{\text{SRC}}}$ as a function of N_{ch} for different charge combinations in the three collision systems. The strength of the SRC always decreases with N_{ch} , and it is larger for smaller collision systems and opposite-charge pairs.

Figure 15 compares the strength of the SRC in terms of $\sqrt{\Delta_{\text{SRC}}}$ and the LRC in terms of $\langle a_1^2 \rangle^{1/2}$ for the three collision systems. The values of $\sqrt{\Delta_{\text{SRC}}}$ are observed to differ significantly while the values of $\langle a_1^2 \rangle^{1/2}$ agree within $\pm 10\%$ between the three collision systems.

The strength of the SRC and LRC can be related to the number of clusters n contributing to the final multiplicity N_{ch} , where n is the sum of clusters from the projectile and target nucleon or nucleus, $n = n_{\text{F}} + n_{\text{B}}$. The LRC is expected to be related to the asymmetry between n_{F} and n_{B} :

$$A_n = \frac{n_{\text{F}} - n_{\text{B}}}{n_{\text{F}} + n_{\text{B}}}, \quad \langle a_1^2 \rangle \propto \langle A_n^2 \rangle. \quad (20)$$

The clusters could include the participating nucleons, subnucleonic degrees of freedom such as the fragmentation of scattered partons, or resonance decays. In an independent cluster model [37], each cluster emits the same number of pairs and the number of clusters follows Poisson fluctuations. In this picture, both the SRC in terms of Δ_{SRC} and LRC in terms of $\langle a_1^2 \rangle$ should scale approximately as the inverse of the number of clusters, and hence, assuming n and N_{ch} are proportional, the $\sqrt{\Delta_{\text{SRC}}}$ and $\langle a_1^2 \rangle^{1/2}$ values in Fig. 15 are expected to follow a simple power-law function in N_{ch} :

$$\sqrt{\Delta_{\text{SRC}}} \sim \langle a_1^2 \rangle^{1/2} \sim \frac{1}{n^\alpha} \sim \frac{1}{N_{\text{ch}}^\alpha}, \quad \alpha \approx 0.5. \quad (21)$$

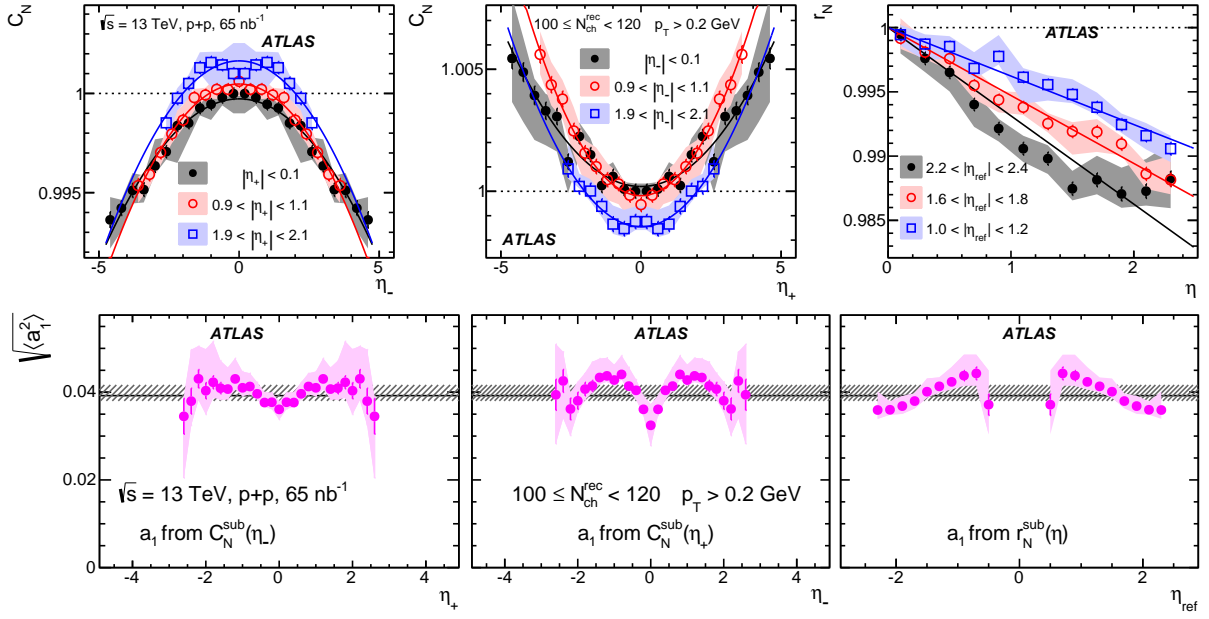


Figure 12: The distributions $C_N^{\text{sub}}(\eta_-)$ (top-left panel), $C_N^{\text{sub}}(\eta_+)$ (top-middle panel), and $r_N^{\text{sub}}(\eta)$ (top-right panel) obtained from $C_N^{\text{sub}}(\eta_1, \eta_2)$ in three ranges of η_+ , η_- and η_{ref} , respectively, from pp collisions with $100 \leq N_{\text{ch}}^{\text{rec}} < 120$. The solid lines indicate fits to either a quadratic function (top-left two panels) or a linear function (top-right panel). The $\langle a_1^2 \rangle^{1/2}$ values from the fits are shown in the corresponding lower panels as a function of the η_+ , η_- , and η_{ref} , respectively. The error bars and shaded bands represent the statistical and systematic uncertainties, respectively. The solid horizontal line and hashed band indicate the value and uncertainty of $\langle a_1^2 \rangle^{1/2}$ obtained from a Legendre expansion of the $C_N^{\text{sub}}(\eta_1, \eta_2)$.

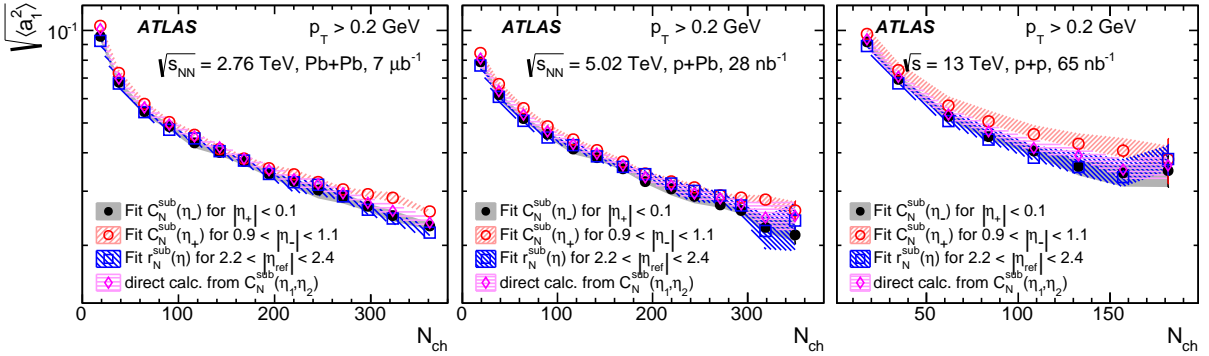


Figure 13: The $\langle a_1^2 \rangle^{1/2}$ as a function of N_{ch} from four different methods, fit $C_N^{\text{sub}}(\eta_-)$ (solid circles), fit $C_N^{\text{sub}}(\eta_+)$ (open circles), fit $r_N^{\text{sub}}(\eta)$ (open squares), and Legendre expansion of $C_N^{\text{sub}}(\eta_1, \eta_2)$ (open diamonds), in Pb+Pb (left panel), p +Pb (middle panel), and pp (right panel) collisions. The error bars and shaded bands represent the statistical and systematic uncertainties, respectively.

A power index that is less than one half, $\alpha < 0.5$, would suggest that n grows more slowly than $N_{\text{ch}}^{\text{rec}}$, and vice versa.

To test this idea, the $\sqrt{\Delta_{\text{SRC}}}$ and $\langle a_1^2 \rangle^{1/2}$ data in Fig. 15 are fit to a power-law function: c/N_{ch}^α . The function

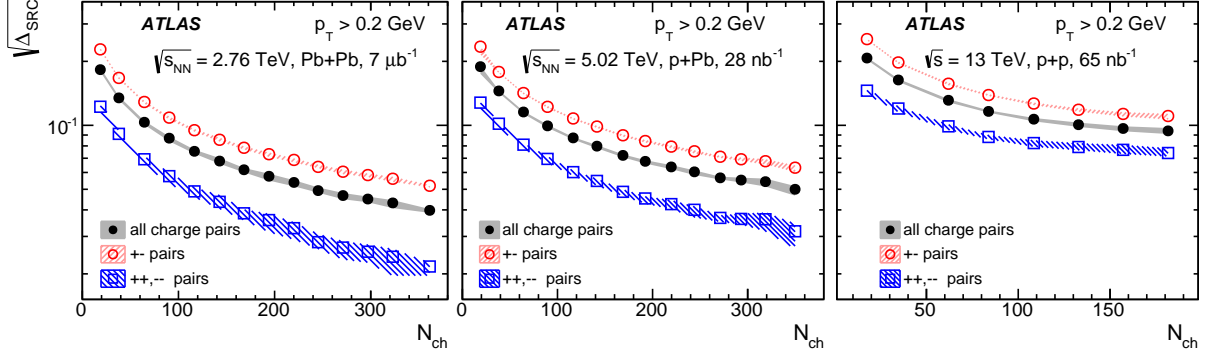


Figure 14: The estimated magnitude of the short-range component $\sqrt{\Delta_{\text{SRC}}}$ as a function of N_{ch} for all-charge (solid circles), opposite-charge (open circles), and same-charge (open squares) pairs in Pb+Pb (left panel), p +Pb (middle panel), and pp (right panel) collisions. The shaded bands represent the systematic uncertainties, and the statistical uncertainties are smaller than the symbols.

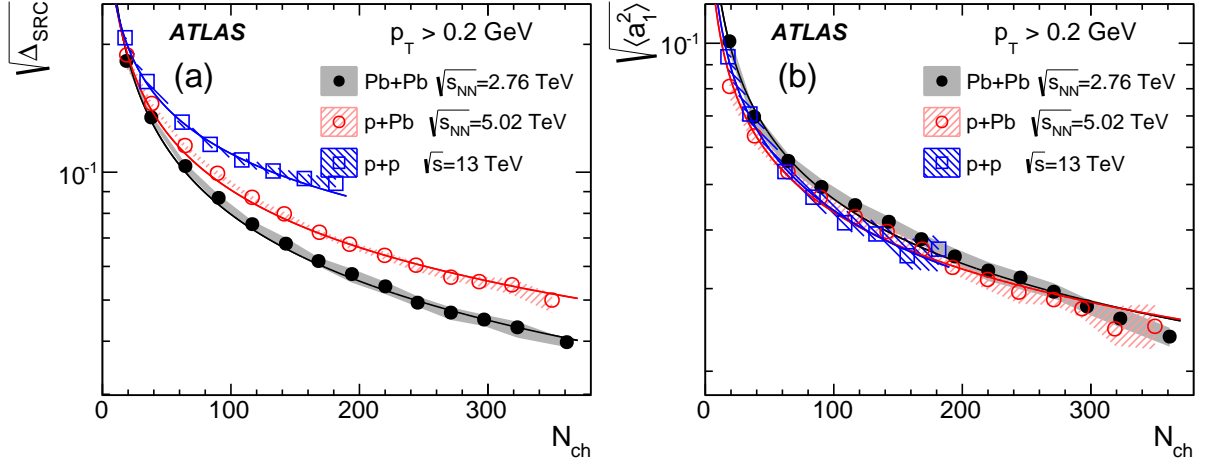


Figure 15: The estimated magnitude of the short-range component $\sqrt{\Delta_{\text{SRC}}}$ (left panel) and $\langle a_1^2 \rangle^{1/2}$ (right panel) values as a function of N_{ch} for all-charge pairs in Pb+Pb (solid circles), p +Pb (open circles), and pp (open squares) collisions. The shaded bands represent the systematic uncertainties, and the statistical uncertainties are smaller than the symbols.

describes the N_{ch} dependence in all three collision systems, with a reduced χ^2 values ranging between 0.2 and 0.9. The extracted power index values are summarized in Table 3. The values of α for the SRC are found to be smaller for smaller collision systems, they are close to 0.5 in the Pb+Pb collisions and are significantly smaller than 0.5 in the pp collisions. In contrast, the values of α for $\langle a_1^2 \rangle^{1/2}$ agree within uncertainties between the three systems and are slightly below 0.5.

One striking feature of the correlation function in p +Pb collisions, for example in Fig. 8, is a large FB asymmetry of the SRC, $\delta_{\text{SRC}}(\eta_1, \eta_2)$ along the η_+ direction. Even in pp collisions, the δ_{SRC} distribution is not uniform, but instead shows a quadratic increase towards large $|\eta_+|$ values. According to the discussion in Sec. 3.2, the shape of the δ_{SRC} distribution in η_+ is described by the $f(\eta_+)$ defined in Eq. (10). Examples of the $f(\eta_+)$ are shown in Fig. 16 for p +Pb, symmetrized- p +Pb, pp , and Pb+Pb collisions with

Table 3: The power index and associated total uncertainty from a power-law fit of the N_{ch} dependence of $\sqrt{\Delta_{\text{SRC}}}$ and $\langle a_1^2 \rangle^{1/2}$.

	Pb+Pb	p +Pb	pp
α for $\sqrt{\Delta_{\text{SRC}}}$	0.505 ± 0.011	0.450 ± 0.010	0.365 ± 0.014
α for $\langle a_1^2 \rangle^{1/2}$	0.454 ± 0.011	0.433 ± 0.014	0.465 ± 0.018

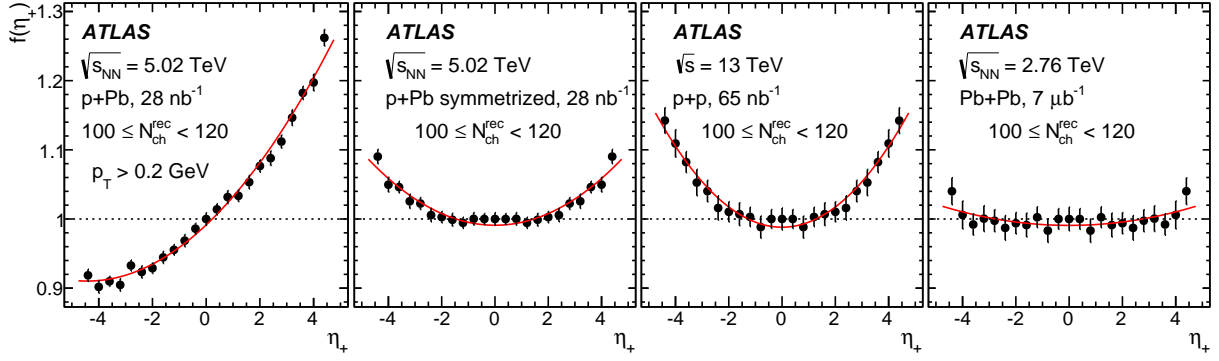


Figure 16: The shape of the SRC in η_+ represented by $f(\eta_+)$ calculated via Eq. (10) for p +Pb, symmetrized- p +Pb, pp , and Pb+Pb collisions with $100 \leq N_{\text{ch}}^{\text{rec}} < 120$. The solid lines represent a fit to a quadratic function.

$100 \leq N_{\text{ch}}^{\text{rec}} < 120$. As described in Sec. 3.2, symmetrized- p +Pb results are obtained by averaging the proton-going and lead-going directions such that $C(\eta_1, \eta_2) = C(-\eta_1, -\eta_2)$.

The independent cluster picture discussed above offers a simple interpretation of the shape of $f(\eta_+)$. Assuming the population of clusters is a function of η , $n_c(\eta)$, and on average each cluster produces m charged particles according to a Poisson distribution, then the number of the SRC pairs scales as $n_c \langle m(m-1) \rangle = n_c \langle m \rangle^2$ and the number of the combinatorial pairs scales as $(n_c \langle m \rangle)^2$. Therefore the strength of the SRC at given η is expected to scale as:

$$\delta_{\text{SRC}}(\eta, \eta) \propto \frac{n_c \langle m(m-1) \rangle}{(n_c \langle m \rangle)^2} = \frac{1}{n_c} \propto \frac{1}{dN_{\text{ch}}/d\eta} \quad (22)$$

where $n_c(\eta)$ is assumed to be proportional to the local charge-particle multiplicity density $dN_{\text{ch}}/d\eta$. Hence the fact that $f(\eta_+)$ is larger in the proton-going direction than in the Pb-going direction in p +Pb collisions simply reflects the asymmetric shape of the $dN_{\text{ch}}/d\eta$ distribution in each event [52]. The quadratic shape of $f(\eta_+)$ for pp and symmetrized- p +Pb system therefore reflects a large, intrinsic FB asymmetry of $dN_{\text{ch}}/d\eta$ on an event-by-event level. The FB asymmetry in pp collisions is slightly larger than p +Pb collisions at comparable N_{ch} , but is significantly less in Pb+Pb collisions. This observation suggests that the FB asymmetry for particle production in pp collisions could be as large as that in p +Pb collisions at comparable event activity, whereas the FB asymmetry for particle production is smaller in Pb+Pb collisions.

5 Comparison to models

QCD-inspired models such as PYTHIA and EPOS are often used to describe the particle production in pp collisions. ATLAS has previously compared the predictions of the PTYHIA8 A2 and EPOS LHC tunes with various single particle distributions, such as the p_T , η and the event-by-event N_{ch} distributions, fully unfolded for detector effects [33, 34]. Reasonable agreement has been observed for these single-particle observables. In order to perform a data model comparison, the multiplicity correlation procedure used on the data is repeated for the two models to extract the SRC and LRC components. The extracted LRC in these models is then decomposed into Legendre coefficients of different order. The coefficients are found to be dominated by $\langle a_1^2 \rangle^{1/2}$, consistent with the observation that the shapes of the LRC are similar to those in the pp data in Fig. 8. However the values of $\langle a_1^2 \rangle^{1/2}$ predicted by the models are found to be much smaller than the pp data at the same N_{ch} .

For a more direct comparison, Figure 17 show the N_{ch} dependence of SRC and LRC from the data and the two models in pp collisions. The systematic uncertainties on the model predictions are dominated by the uncertainty in separating the SRC and LRC, as discussed in Sec. 3.7. However at large N_{ch} , they are also limited by the available MC statistics. There is some indication that the values of $\sqrt{\Delta_{\text{SRC}}}$ from data are larger than the EPOS predictions and smaller than those from PYTHIA 8. Furthermore, the values from PYTHIA 8 increase for $N_{\text{ch}} > 120$, a trend not supported by the data. On the other hand, both models underestimate significantly the values of $\langle a_1^2 \rangle^{1/2}$, suggesting that the FB multiplicity fluctuations in both models are significantly weaker than in the pp data. Therefore these two models, which were tuned to describe many single particle observables, fail to describe the longitudinal correlations between the produced charged particles.

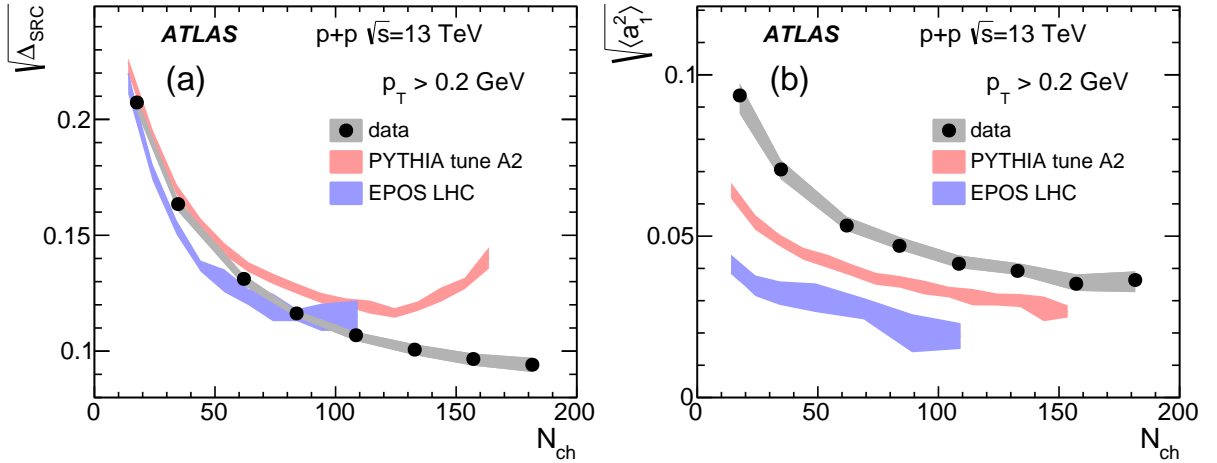


Figure 17: The $\sqrt{\Delta_{\text{SRC}}}$ (left panel) and $\langle a_1^2 \rangle^{1/2}$ (right panel) as a function of N_{ch} in pp collisions at $\sqrt{s} = 13$ TeV, compared between data and PYTHIA 8 A2 and EPOS LHC. The shaded bands represent the total uncertainties.

6 Summary

Two-particle pseudorapidity correlations are measured with the ATLAS detector in $\sqrt{s_{\text{NN}}} = 2.76$ TeV Pb+Pb, $\sqrt{s_{\text{NN}}} = 5.02$ TeV p +Pb, and $\sqrt{s} = 13$ TeV pp collisions at the LHC, with total integrated luminosities of approximately $7 \mu\text{b}^{-1}$, 28nb^{-1} , and 65nb^{-1} , respectively. The correlation function $C_{\text{N}}(\eta_1, \eta_2)$ is measured using charged particles in the pseudorapidity range $|\eta| < 2.4$ with transverse momentum $p_{\text{T}} > 0.2$ GeV, and it is measured as a function of event multiplicity N_{ch} defined by the total number of charged particles with $|\eta| < 2.5$ and $p_{\text{T}} > 0.4$ GeV. The correlation function shows an enhancement along the $\eta_1 \approx \eta_2$ direction and suppression at $\eta_1 \approx -\eta_2 \sim \pm 2.4$, consistent with the expectation from an event-by-event forward-backward asymmetry in the multiplicity fluctuation (the long-range correlations or LRC). However, the correlation function also has a large narrow “ridge” along the $\eta_1 \approx \eta_2$ direction associated with short-range correlations (SRC). The magnitudes of the SRC in p +Pb is found to be larger in the proton-going direction than the lead-going direction, reflecting the fact that the particle multiplicity is smaller in the proton-going direction. This is consistent with the observation that the SRC strength increases for smaller N_{ch} . The SRC is observed to be much stronger for opposite-charge pairs than for the same-charge pairs, while the LRC is found to be similar for the two charge combinations. Based on this, a data-driven subtraction method was developed to separate the SRC and the LRC. The magnitudes of the SRC and the LRC are then compared for the three collision systems at similar values of N_{ch} .

After subtracting out the SRC $\delta_{\text{SRC}}(\eta_1, \eta_2)$, the correlation function $C_{\text{N}}^{\text{sub}}(\eta_1, \eta_2)$ is decomposed into a sum of products of Legendre polynomials that describe the different shape components, and the coefficients $\langle a_n a_m \rangle$ are calculated. Significant values are observed for $\langle a_1^2 \rangle$ in all N_{ch} ranges and higher-order coefficients are consistent with zero, and suggesting that $C_{\text{N}}^{\text{sub}}$ has an approximate functional form $C_{\text{N}}^{\text{sub}} \approx 1 + \langle a_1^2 \rangle \eta_1 \eta_2$. The quantity $\langle a_1^2 \rangle$ is also estimated by parameterization of the shape of the correlation function in narrow ranges of $\eta_- = \eta_1 - \eta_2$ and $\eta_+ = \eta_1 + \eta_2$, or from a ratio $C_{\text{N}}^{\text{sub}}(\eta_1, \eta_2)/C_{\text{N}}^{\text{sub}}(-\eta_1, \eta_2)$, and consistent results are obtained. The magnitude of the SRC and $\langle a_1^2 \rangle^{1/2}$ are compared for the three collision systems as a function of N_{ch} . Large differences are observed for the SRC, but the values of $\langle a_1^2 \rangle^{1/2}$ agree within $\pm 10\%$ at the same N_{ch} . The N_{ch} dependences of both the SRC and $\langle a_1^2 \rangle^{1/2}$ follow an approximate power-law shape. The power index for $\langle a_1^2 \rangle^{1/2}$ is approximately the same for the three collision systems. In contrast, the power-law index for the SRC is smaller for smaller collision systems. The SRC distribution shows strong dependence on η_+ in p +Pb and pp , but much weaker dependence in Pb+Pb collisions. The $\delta_{\text{SRC}}(\eta_+)$ distribution, after symmetrizing the proton and lead directions, is found to be similar to the SRC in pp collisions with comparable N_{ch} , suggesting that the event-by-event FB asymmetry for particle production is similar in pp and p +Pb collisions with comparable event activity. The PYTHIA 8 A2 and EPOS LHC models, which were tuned to describe many single particle observables in pp collisions, fail to describe the SRC and the LRC observed in the pp data.

Acknowledgements

We thank CERN for the very successful operation of the LHC, as well as the support staff from our institutions without whom ATLAS could not be operated efficiently.

We acknowledge the support of ANPCyT, Argentina; YerPhI, Armenia; ARC, Australia; BMWFW and FWF, Austria; ANAS, Azerbaijan; SSTC, Belarus; CNPq and FAPESP, Brazil; NSERC, NRC and

CFI, Canada; CERN; CONICYT, Chile; CAS, MOST and NSFC, China; COLCIENCIAS, Colombia; MSMT CR, MPO CR and VSC CR, Czech Republic; DNRF and DNSRC, Denmark; IN2P3-CNRS, CEA-DSM/IRFU, France; GNSF, Georgia; BMBF, HGF, and MPG, Germany; GSRT, Greece; RGC, Hong Kong SAR, China; ISF, I-CORE and Benozziyo Center, Israel; INFN, Italy; MEXT and JSPS, Japan; CNRST, Morocco; FOM and NWO, Netherlands; RCN, Norway; MNiSW and NCN, Poland; FCT, Portugal; MNE/IFA, Romania; MES of Russia and NRC KI, Russian Federation; JINR; MESTD, Serbia; MSSR, Slovakia; ARRS and MIZŠ, Slovenia; DST/NRF, South Africa; MINECO, Spain; SRC and Wallenberg Foundation, Sweden; SERI, SNSF and Cantons of Bern and Geneva, Switzerland; MOST, Taiwan; TAEK, Turkey; STFC, United Kingdom; DOE and NSF, United States of America. In addition, individual groups and members have received support from BCKDF, the Canada Council, CANARIE, CRC, Compute Canada, FQRNT, and the Ontario Innovation Trust, Canada; EPLANET, ERC, FP7, Horizon 2020 and Marie Skłodowska-Curie Actions, European Union; Investissements d'Avenir Labex and IDEX, ANR, Région Auvergne and Fondation Partager le Savoir, France; DFG and AvH Foundation, Germany; Herakleitos, Thales and Aristeia programmes co-financed by EU-ESF and the Greek NSRF; BSF, GIF and Minerva, Israel; BRF, Norway; Generalitat de Catalunya, Generalitat Valenciana, Spain; the Royal Society and Leverhulme Trust, United Kingdom.

The crucial computing support from all WLCG partners is acknowledged gratefully, in particular from CERN, the ATLAS Tier-1 facilities at TRIUMF (Canada), NDGF (Denmark, Norway, Sweden), CC-IN2P3 (France), KIT/GridKA (Germany), INFN-CNAF (Italy), NL-T1 (Netherlands), PIC (Spain), ASGC (Taiwan), RAL (UK) and BNL (USA), the Tier-2 facilities worldwide and large non-WLCG resource providers. Major contributors of computing resources are listed in Ref. [53].

References

- [1] C. Gale, S. Jeon and B. Schenke, *Hydrodynamic Modeling of Heavy-Ion Collisions*, *Int. J. Mod. Phys. A* **28** (2013) 1340011, arXiv: 1301.5893 [nucl-th].
- [2] U. Heinz and R. Snellings, *Collective flow and viscosity in relativistic heavy-ion collisions*, *Ann. Rev. Nucl. Part. Sci.* **63** (2013) 123, arXiv: 1301.2826 [nucl-th].
- [3] PHENIX Collaboration, A. Adare et al., *Measurements of higher-order flow harmonics in Au+Au Collisions at $\sqrt{s_{NN}} = 200$ GeV*, *Phys. Rev. Lett.* **107** (2011) 252301, arXiv: 1105.3928 [nucl-ex].
- [4] ALICE Collaboration, K. Aamodt et al., *Higher harmonic anisotropic flow measurements of charged particles in Pb+Pb collisions at $\sqrt{s_{NN}} = 2.76$ TeV*, *Phys. Rev. Lett.* **107** (2011) 032301, arXiv: 1105.3865 [nucl-ex].
- [5] ATLAS Collaboration, *Measurement of the azimuthal anisotropy for charged particle production in $\sqrt{s_{NN}} = 2.76$ TeV lead-lead collisions with the ATLAS detector*, *Phys. Rev. C* **86** (2012) 014907, arXiv: 1203.3087 [hep-ex].
- [6] CMS Collaboration, *Measurement of higher-order harmonic azimuthal anisotropy in PbPb collisions at $\sqrt{s_{NN}} = 2.76$ TeV*, *Phys. Rev. C* **89** (2014) 044906, arXiv: 1310.8651 [nucl-ex].
- [7] ATLAS Collaboration, *Measurement of the distributions of event-by-event flow harmonics in lead-lead collisions at $\sqrt{s_{NN}} = 2.76$ TeV with the ATLAS detector at the LHC*, *JHEP* **1311** (2013) 183, arXiv: 1305.2942 [hep-ex].
- [8] ATLAS Collaboration, *Measurement of event-plane correlations in $\sqrt{s_{NN}} = 2.76$ TeV lead-lead collisions with the ATLAS detector*, *Phys. Rev. C* **90** (2014) 024905, arXiv: 1403.0489 [hep-ex].
- [9] ATLAS Collaboration, *Measurement of the correlation between flow harmonics of different order in lead-lead collisions at $\sqrt{s_{NN}} = 2.76$ TeV with the ATLAS detector*, *Phys. Rev. C* **92** (2015) 034903, arXiv: 1504.01289 [hep-ex].
- [10] ALICE Collaboration, J. Adam et al., *Event shape engineering for inclusive spectra and elliptic flow in Pb+Pb collisions at $\sqrt{s_{NN}} = 2.76$ TeV*, *Phys. Rev. C* **93** (2016) 034916, arXiv: 1507.06194 [nucl-ex].
- [11] CMS Collaboration, *Observation of Long-Range Near-Side Angular Correlations in Proton-Proton Collisions at the LHC*, *JHEP* **09** (2010) 091, arXiv: 1009.4122 [hep-ex].
- [12] ATLAS Collaboration, *Observation of Long-Range Elliptic Azimuthal Anisotropies in $\sqrt{s} = 13$ and 2.76 TeV pp Collisions with the ATLAS Detector*, *Phys. Rev. Lett.* **116** (2016) 172301, arXiv: 1509.04776 [hep-ex].
- [13] CMS Collaboration, *Measurement of long-range near-side two-particle angular correlations in pp collisions at $\sqrt{s} = 13$ TeV*, *Phys. Rev. Lett.* **116** (2016) 172302, arXiv: 1510.03068 [nucl-ex].
- [14] CMS Collaboration, *Observation of long-range near-side angular correlations in proton-lead collisions at the LHC*, *Phys. Lett. B* **718** (2013) 795, arXiv: 1210.5482 [nucl-ex].
- [15] CMS Collaboration, *Long-range angular correlations on the near and away side in p+Pb collisions at $\sqrt{s_{NN}} = 5.02$ TeV*, *Phys. Lett. B* **719** (2013) 29, arXiv: 1212.2001 [nucl-ex].

- [16] ATLAS Collaboration, *Observation of Associated Near-Side and Away-Side Long-Range Correlations in $\sqrt{s_{NN}}=5.02\text{TeV}$ Proton-Lead Collisions with the ATLAS Detector*, *Phys. Rev. Lett.* **110** (2013) 182302, arXiv: 1212.5198 [hep-ex].
- [17] CMS Collaboration, *Multiplicity and transverse momentum dependence of two- and four-particle correlations in $p\text{+Pb}$ and Pb+Pb collisions*, *Phys. Lett. B* **724** (2013) 213, arXiv: 1305.0609 [nucl-ex].
- [18] ATLAS Collaboration, *Measurement of long-range pseudorapidity correlations and azimuthal harmonics in $\sqrt{s_{NN}} = 5.02\text{ TeV}$ proton-lead collisions with the ATLAS detector LHC*, *Phys. Rev. C* **90** (2014) 044906, arXiv: 1409.1792 [hep-ex].
- [19] K. Dusling, W. Li and B. Schenke, *Novel collective phenomena in high-energy proton–proton and proton–nucleus collisions*, *Int. J. Mod. Phys. E* **25** (2016) 1630002, arXiv: 1509.07939 [nucl-ex].
- [20] A. Bialas, A. Bzdak and K. Zalewski, *Hidden Asymmetry and Long Range Rapidity Correlations*, *Phys. Lett. B* **710** (2012) 332, arXiv: 1107.1215 [hep-ph].
- [21] A. Bzdak and D. Teaney, *Longitudinal fluctuations of the fireball density in heavy-ion collisions*, *Phys. Rev. C* **87** (2013) 024906, arXiv: 1210.1965 [nucl-th].
- [22] J. Jia and P. Huo, *Forward-backward eccentricity and participant-plane angle fluctuations and their influences on longitudinal dynamics of collective flow*, *Phys. Rev. C* **90** (2014) 034915, arXiv: 1403.6077 [nucl-th].
- [23] TASSO Collaboraiton, W. Braunschweig et al., *Charged Multiplicity Distributions and Correlations in e^+e^- Annihilation at PETRA Energies*, *Z. Phys. C* **45** (1989) 193.
- [24] S. Uhlig, I. Derado, R. Meinke and H. Preissner, *Observation of Charged Particle Correlations Between the Forward and Backward Hemispheres in pp Collisions at ISR Energies*, *Nucl. Phys. B* **132** (1978) 15.
- [25] UA5 Collaboration, R. Ansorge et al., *Charged Particle Correlations in $\bar{p}p$ Collisions at $c.m.$ Energies of 200-GeV, 546-GeV and 900-GeV*, *Z. Phys. C* **37** (1988) 191.
- [26] ATLAS Collaboration, *Forward-backward correlations and charged-particle azimuthal distributions in pp interactions using the ATLAS detector*, *JHEP* **07** (2012) 019, arXiv: 1203.3100 [hep-ex].
- [27] ALICE Collaboration, J. Adam et al., *Forward-backward multiplicity correlations in pp collisions at $\sqrt{s} = 0.9, 2.76$ and 7 TeV* , *JHEP* **05** (2015) 097, arXiv: 1502.00230 [nucl-ex].
- [28] PHOBOS Collaboration, B. Back et al., *Forward-backward multiplicity correlations in $\sqrt{s_{NN}} = 200\text{-GeV}$ $\text{Au} + \text{Au}$ collisions*, *Phys. Rev. C* **74** (2006) 011901, arXiv: nucl-ex/0603026 [nucl-ex].
- [29] STAR Collaboration, B. Abelev et al., *Growth of Long Range Forward-Backward Multiplicity Correlations with Centrality in Au+Au Collisions at $\sqrt{s_{NN}} = 200\text{ GeV}$* , *Phys. Rev. Lett.* **103** (2009) 172301, arXiv: 0905.0237 [nucl-ex].
- [30] R. S. Bhalerao, J.-Y. Ollitrault, S. Pal and D. Teaney, *Principal component analysis of event-by-event fluctuations*, *Phys. Rev. Lett.* **114** (2015) 152301, arXiv: 1410.7739 [nucl-th].

- [31] Sjöstrand, Torbjörn and Mrenna, Stephen and Skands, Peter Z., *A Brief Introduction to PYTHIA 8.1*, *Comput. Phys. Commun.* **178** (2008) 852, arXiv: [0710.3820](https://arxiv.org/abs/0710.3820) [[hep-ph](#)].
- [32] T. Pierog, I. Karpenko, J. M. Katzy, E. Yatsenko and K. Werner, *EPOS LHC: Test of collective hadronization with data measured at the CERN Large Hadron Collider*, *Phys. Rev. C* **92** (2015) 034906, arXiv: [1306.0121](https://arxiv.org/abs/1306.0121) [[hep-ph](#)].
- [33] ATLAS Collaboration, *Charged-particle distributions in $\sqrt{s}=13$ TeV pp interactions measured with the ATLAS detector at the LHC*, *Phys. Lett. B* **758** (2016) 67, arXiv: [1602.01633](https://arxiv.org/abs/1602.01633) [[hep-ex](#)].
- [34] ATLAS Collaboration, *Charged-particle distributions at low transverse momentum in $\sqrt{s} = 13$ TeV pp interactions measured with the ATLAS detector at the LHC*, *Eur. Phys. J. C* **76** (2016) 502, arXiv: [1606.01133](https://arxiv.org/abs/1606.01133) [[hep-ex](#)].
- [35] ATLAS Collaboration, *Measurement of the underlying event in jet events from 7 TeV proton-proton collisions with the ATLAS detector*, *Eur. Phys. J. C* **74** (2014) 2965, arXiv: [1406.0392](https://arxiv.org/abs/1406.0392) [[hep-ex](#)].
- [36] ATLAS Collaboration, *Measurement of distributions sensitive to the underlying event in inclusive Z-boson production in pp collisions at $\sqrt{s} = 7$ TeV with the ATLAS detector*, *Eur. Phys. J. C* **74** (2014) 3195, arXiv: [1409.3433](https://arxiv.org/abs/1409.3433) [[hep-ex](#)].
- [37] E. L. Berger, *Rapidity Correlations at Fixed Multiplicity in Cluster Emission Models*, *Nucl. Phys. B* **85** (1975) 61.
- [38] J. Jia, S. Radhakrishnan and M. Zhou, *Forward-backward multiplicity fluctuation and longitudinal harmonics in high-energy nuclear collisions*, *Phys. Rev. C* **93** (2016) 044905, arXiv: [1506.03496](https://arxiv.org/abs/1506.03496) [[nucl-th](#)].
- [39] ATLAS Collaboration, *The ATLAS Experiment at the CERN Large Hadron Collider*, *JINST* **3** (2008) S08003.
- [40] ATLAS Collaboration, *The ATLAS Inner Detector commissioning and calibration*, *Eur. Phys. J. C* **70** (2010) 787, arXiv: [1004.5293](https://arxiv.org/abs/1004.5293) [[physics-ins-det](#)].
- [41] ATLAS Collaboration, *ATLAS Insertable B-Layer Technical Design Report*, ATLAS-LHCC-2010-013. ATLAS-TDR-19, 2010, URL: <http://cds.cern.ch/record/1291633>.
- [42] ATLAS Collaboration, *ATLAS Insertable B-Layer Technical Design Report Addendum*, ATLAS-LHCC-2012-009. ATLAS-TDR-19-ADD-1, 2012, URL: <http://cds.cern.ch/record/1451888>.
- [43] ATLAS Collaboration, *Performance of the ATLAS Trigger System in 2010*, *Eur. Phys. J. C* **72** (2012) 1849, arXiv: [1110.1530](https://arxiv.org/abs/1110.1530) [[hep-ex](#)].
- [44] ATLAS Collaboration, *Performance of the ATLAS Minimum Bias and Forward Detector Triggers in pPb collisions*, ATLAS-CONF-2013-104, URL: <http://cds.cern.ch/record/1624013>.
- [45] ATLAS Collaboration, *Transverse momentum, rapidity, and centrality dependence of inclusive charged-particle production in $\sqrt{s_{NN}} = 5.02$ TeV p+Pb collisions measured by the ATLAS experiment*, ATLAS-CONF-2013-107, URL: <http://cds.cern.ch/record/1624333>.

- [46] M. Gyulassy and X.-N. Wang, *HIJING 1.0: A Monte Carlo program for parton and particle production in high-energy hadronic and nuclear collisions*, *Comput. Phys. Commun.* **83** (1994) 307, arXiv: [nucl-th/9502021](https://arxiv.org/abs/nuc1-th/9502021) [[nucl-th](#)].
- [47] ATLAS Collaboration, *ATLAS tunes of PYTHIA 6 and Pythia 8 for MC11*, ATLAS-PHYS-PUB-2011-009, URL: <http://cds.cern.ch/record/1363300>.
- [48] S. Agostinelli et al., *GEANT4: A Simulation toolkit*, *Nucl. Instrum. Meth. A* **506** (2003) 250.
- [49] ATLAS Collaboration, *The ATLAS Simulation Infrastructure*, *Eur. Phys. J. C* **70** (2010) 823, arXiv: [1005.4568](https://arxiv.org/abs/1005.4568) [[physics](#)].
- [50] ATLAS Collaboration, *Further ATLAS tunes of Pythia 6 and Pythia 8*, ATL-PHYS-PUB-2011-014, URL: <http://cds.cern.ch/record/1400677>.
- [51] K. Aamodt et al., *Harmonic decomposition of two-particle angular correlations in Pb+Pb collisions at $\sqrt{s_{NN}} = 2.76$ TeV*, *Phys. Lett. B* **708** (2012) 249, arXiv: [1109.2501](https://arxiv.org/abs/1109.2501) [[nucl-ex](#)].
- [52] ATLAS Collaboration, *Measurement of the centrality dependence of the charged-particle pseudorapidity distribution in proton–lead collisions at $\sqrt{s_{NN}} = 5.02$ TeV with the ATLAS detector*, *Eur. Phys. J. C* **76** (2016) 199, arXiv: [1508.00848](https://arxiv.org/abs/1508.00848) [[hep-ex](#)].
- [53] ATLAS Collaboration, *ATLAS Computing Acknowledgements 2016–2017*, ATL-GEN-PUB-2016-002, 2016, URL: <https://cds.cern.ch/record/2202407>.

The ATLAS Collaboration

M. Aaboud^{135d}, G. Aad⁸⁶, B. Abbott¹¹³, J. Abdallah⁶⁴, O. Abidinov¹², B. Abeloos¹¹⁷, R. Aben¹⁰⁷, O.S. AbouZeid¹³⁷, N.L. Abraham¹⁴⁹, H. Abramowicz¹⁵³, H. Abreu¹⁵², R. Abreu¹¹⁶, Y. Abulaiti^{146a,146b}, B.S. Acharya^{163a,163b,a}, L. Adamczyk^{40a}, D.L. Adams²⁷, J. Adelman¹⁰⁸, S. Adomeit¹⁰⁰, T. Adye¹³¹, A.A. Affolder⁷⁵, T. Agatonovic-Jovin¹⁴, J. Agricola⁵⁶, J.A. Aguilar-Saavedra^{126a,126f}, S.P. Ahlen²⁴, F. Ahmadov^{66,b}, G. Aielli^{133a,133b}, H. Akerstedt^{146a,146b}, T.P.A. Åkesson⁸², A.V. Akimov⁹⁶, G.L. Alberghi^{22a,22b}, J. Albert¹⁶⁸, S. Albrand⁵⁷, M.J. Alconada Verzini⁷², M. Aleksa³², I.N. Aleksandrov⁶⁶, C. Alexa^{28b}, G. Alexander¹⁵³, T. Alexopoulos¹⁰, M. Alhroob¹¹³, B. Ali¹²⁸, M. Aliev^{74a,74b}, G. Alimonti^{92a}, J. Alison³³, S.P. Alkire³⁷, B.M.M. Allbrooke¹⁴⁹, B.W. Allen¹¹⁶, P.P. Allport¹⁹, A. Aloisio^{104a,104b}, A. Alonso³⁸, F. Alonso⁷², C. Alpigiani¹³⁸, M. Alstaty⁸⁶, B. Alvarez Gonzalez³², D. Álvarez Piqueras¹⁶⁶, M.G. Alviggi^{104a,104b}, B.T. Amadio¹⁶, K. Amako⁶⁷, Y. Amaral Coutinho^{26a}, C. Amelung²⁵, D. Amidei⁹⁰, S.P. Amor Dos Santos^{126a,126c}, A. Amorim^{126a,126b}, S. Amoroso³², G. Amundsen²⁵, C. Anastopoulos¹³⁹, L.S. Ancu⁵¹, N. Andari¹⁹, T. Andeen¹¹, C.F. Anders^{59b}, G. Anders³², J.K. Anders⁷⁵, K.J. Anderson³³, A. Andreazza^{92a,92b}, V. Andrei^{59a}, S. Angelidakis⁹, I. Angelozzi¹⁰⁷, P. Anger⁴⁶, A. Angerami³⁷, F. Anghinolfi³², A.V. Anisenkov^{109,c}, N. Anjos¹³, A. Annovi^{124a,124b}, C. Antel^{59a}, M. Antonelli⁴⁹, A. Antonov^{98,*}, F. Anulli^{132a}, M. Aoki⁶⁷, L. Aperio Bella¹⁹, G. Arabidze⁹¹, Y. Arai⁶⁷, J.P. Araque^{126a}, A.T.H. Arce⁴⁷, F.A. Arduh⁷², J-F. Arguin⁹⁵, S. Argyropoulos⁶⁴, M. Arik^{20a}, A.J. Armbruster¹⁴³, L.J. Armitage⁷⁷, O. Arnaez³², H. Arnold⁵⁰, M. Arratia³⁰, O. Arslan²³, A. Artamonov⁹⁷, G. Artoni¹²⁰, S. Artz⁸⁴, S. Asai¹⁵⁵, N. Asbah⁴⁴, A. Ashkenazi¹⁵³, B. Åsman^{146a,146b}, L. Asquith¹⁴⁹, K. Assamagan²⁷, R. Astalos^{144a}, M. Atkinson¹⁶⁵, N.B. Atlay¹⁴¹, K. Augsten¹²⁸, G. Avolio³², B. Axen¹⁶, M.K. Ayoub¹¹⁷, G. Azuelos^{95,d}, M.A. Baak³², A.E. Baas^{59a}, M.J. Baca¹⁹, H. Bachacou¹³⁶, K. Bachas^{74a,74b}, M. Backes¹⁴⁸, M. Backhaus³², P. Bagiacchi^{132a,132b}, P. Bagnaia^{132a,132b}, Y. Bai^{35a}, J.T. Baines¹³¹, O.K. Baker¹⁷⁵, E.M. Baldin^{109,c}, P. Balek¹⁷¹, T. Balestri¹⁴⁸, F. Balli¹³⁶, W.K. Balunas¹²², E. Banas⁴¹, Sw. Banerjee^{172,e}, A.A.E. Bannoura¹⁷⁴, L. Barak³², E.L. Barberio⁸⁹, D. Barberis^{52a,52b}, M. Barbero⁸⁶, T. Barillari¹⁰¹, M-S Barisits³², T. Barklow¹⁴³, N. Barlow³⁰, S.L. Barnes⁸⁵, B.M. Barnett¹³¹, R.M. Barnett¹⁶, Z. Barnovska⁵, A. Baroncelli^{134a}, G. Barone²⁵, A.J. Barr¹²⁰, L. Barranco Navarro¹⁶⁶, F. Barreiro⁸³, J. Barreiro Guimarães da Costa^{35a}, R. Bartoldus¹⁴³, A.E. Barton⁷³, P. Bartos^{144a}, A. Basalae¹²³, A. Bassalat¹¹⁷, R.L. Bates⁵⁵, S.J. Batista¹⁵⁸, J.R. Batley³⁰, M. Battaglia¹³⁷, M. Bause^{132a,132b}, F. Bauer¹³⁶, H.S. Bawa^{143,f}, J.B. Beacham¹¹¹, M.D. Beattie⁷³, T. Beau⁸¹, P.H. Beauchemin¹⁶¹, P. Bechtel²³, H.P. Beck^{18,g}, K. Becker¹²⁰, M. Becker⁸⁴, M. Beckingham¹⁶⁹, C. Becot¹¹⁰, A.J. Beddall^{20e}, A. Beddall^{20b}, V.A. Bednyakov⁶⁶, M. Bedognetti¹⁰⁷, C.P. Bee¹⁴⁸, L.J. Beemster¹⁰⁷, T.A. Beermann³², M. Begel²⁷, J.K. Behr⁴⁴, C. Belanger-Champagne⁸⁸, A.S. Bell⁷⁹, G. Bella¹⁵³, L. Bellagamba^{22a}, A. Bellerive³¹, M. Bellomo⁸⁷, K. Belotskiy⁹⁸, O. Beltramello³², N.L. Belyaev⁹⁸, O. Benary¹⁵³, D. Benchekroun^{135a}, M. Bender¹⁰⁰, K. Bendtz^{146a,146b}, N. Benekos¹⁰, Y. Benhammou¹⁵³, E. Benhar Nocchioli¹⁷⁵, J. Benitez⁶⁴, D.P. Benjamin⁴⁷, J.R. Bensinger²⁵, S. Bentvelsen¹⁰⁷, L. Beresford¹²⁰, M. Beretta⁴⁹, D. Berge¹⁰⁷, E. Bergeaas Kuutmann¹⁶⁴, N. Berger⁵, J. Beringer¹⁶, S. Berlendis⁵⁷, N.R. Bernard⁸⁷, C. Bernius¹¹⁰, F.U. Bernlochner²³, T. Berry⁷⁸, P. Berta¹²⁹, C. Bertella⁸⁴, G. Bertoli^{146a,146b}, F. Bertolucci^{124a,124b}, I.A. Bertram⁷³, C. Bertsche⁴⁴, D. Bertsche¹¹³, G.J. Besjes³⁸, O. Bessidskaia Bylund^{146a,146b}, M. Bessner⁴⁴, N. Besson¹³⁶, C. Betancourt⁵⁰, A. Bethani⁵⁷, S. Bethke¹⁰¹, A.J. Bevan⁷⁷, R.M. Bianchi¹²⁵, L. Bianchini²⁵, M. Bianco³², O. Biebel¹⁰⁰, D. Biedermann¹⁷, R. Bielski⁸⁵, N.V. Biesuz^{124a,124b}, M. Biglietti^{134a}, J. Bilbao De Mendizabal⁵¹, T.R.V. Billoud⁹⁵, H. Bilokon⁴⁹, M. Bindi⁵⁶, S. Binet¹¹⁷, A. Bingul^{20b}, C. Bini^{132a,132b}, S. Biondi^{22a,22b}, T. Bisanz⁵⁶, D.M. Bjergaard⁴⁷, C.W. Black¹⁵⁰, J.E. Black¹⁴³, K.M. Black²⁴, D. Blackburn¹³⁸, R.E. Blair⁶, J.-B. Blanchard¹³⁶, T. Blazek^{144a}, I. Bloch⁴⁴, C. Blocker²⁵, W. Blum^{84,*}, U. Blumenschein⁵⁶,

S. Blunier^{34a}, G.J. Bobbink¹⁰⁷, V.S. Bobrovnikov^{109,c}, S.S. Bocchetta⁸², A. Bocci⁴⁷, C. Bock¹⁰⁰, M. Boehler⁵⁰, D. Boerner¹⁷⁴, J.A. Bogaerts³², D. Bogavac¹⁴, A.G. Bogdanchikov¹⁰⁹, C. Bohm^{146a}, V. Boisvert⁷⁸, P. Bokan¹⁴, T. Bold^{40a}, A.S. Boldyrev^{163a,163c}, M. Bomben⁸¹, M. Bona⁷⁷, M. Boonekamp¹³⁶, A. Borisov¹³⁰, G. Borissov⁷³, J. Bortfeldt³², D. Bortoletto¹²⁰, V. Bortolotto^{61a,61b,61c}, K. Bos¹⁰⁷, D. Boscherini^{22a}, M. Bosman¹³, J.D. Bossio Sola²⁹, J. Boudreau¹²⁵, J. Bouffard², E.V. Bouhova-Thacker⁷³, D. Boumediene³⁶, C. Bourdarios¹¹⁷, S.K. Boutle⁵⁵, A. Boveia³², J. Boyd³², I.R. Boyko⁶⁶, J. Bracinik¹⁹, A. Brandt⁸, G. Brandt⁵⁶, O. Brandt^{59a}, U. Bratzler¹⁵⁶, B. Brau⁸⁷, J.E. Brau¹¹⁶, H.M. Braun^{174,*}, W.D. Breaden Madden⁵⁵, K. Brendlinger¹²², A.J. Brennan⁸⁹, L. Brenner¹⁰⁷, R. Brenner¹⁶⁴, S. Bressler¹⁷¹, T.M. Bristow⁴⁸, D. Britton⁵⁵, D. Britzger⁴⁴, F.M. Brochu³⁰, I. Brock²³, R. Brock⁹¹, G. Brooijmans³⁷, T. Brooks⁷⁸, W.K. Brooks^{34b}, J. Brosamer¹⁶, E. Brost¹⁰⁸, J.H. Broughton¹⁹, P.A. Bruckman de Renstrom⁴¹, D. Bruncko^{144b}, R. Bruneliere⁵⁰, A. Bruni^{22a}, G. Bruni^{22a}, L.S. Bruni¹⁰⁷, B.H. Brunt³⁰, M. Bruschi^{22a}, N. Brusino²³, P. Bryant³³, L. Bryngemark⁸², T. Buanes¹⁵, Q. Buat¹⁴², P. Buchholz¹⁴¹, A.G. Buckley⁵⁵, I.A. Budagov⁶⁶, F. Buehrer⁵⁰, M.K. Bugge¹¹⁹, O. Bulekov⁹⁸, D. Bullock⁸, H. Burckhart³², S. Burdin⁷⁵, C.D. Burgard⁵⁰, B. Burghgrave¹⁰⁸, K. Burka⁴¹, S. Burke¹³¹, I. Burmeister⁴⁵, J.T.P. Burr¹²⁰, E. Busato³⁶, D. Büscher⁵⁰, V. Büscher⁸⁴, P. Bussey⁵⁵, J.M. Butler²⁴, C.M. Buttar⁵⁵, J.M. Butterworth⁷⁹, P. Butti¹⁰⁷, W. Buttinger²⁷, A. Buzatu⁵⁵, A.R. Buzykaev^{109,c}, S. Cabrera Urbán¹⁶⁶, D. Caforio¹²⁸, V.M. Cairo^{39a,39b}, O. Cakir^{4a}, N. Calace⁵¹, P. Calafiura¹⁶, A. Calandri⁸⁶, G. Calderini⁸¹, P. Calfayan¹⁰⁰, G. Callea^{39a,39b}, L.P. Caloba^{26a}, S. Calvente Lopez⁸³, D. Calvet³⁶, S. Calvet³⁶, T.P. Calvet⁸⁶, R. Camacho Toro³³, S. Camarda³², P. Camarri^{133a,133b}, D. Cameron¹¹⁹, R. Caminal Armadans¹⁶⁵, C. Camincher⁵⁷, S. Campana³², M. Campanelli⁷⁹, A. Camplani^{92a,92b}, A. Campoverde¹⁴¹, V. Canale^{104a,104b}, A. Canepa^{159a}, M. Cano Bret^{35e}, J. Cantero¹¹⁴, R. Cantrill^{126a}, T. Cao⁴², M.D.M. Capeans Garrido³², I. Caprini^{28b}, M. Caprini^{28b}, M. Capua^{39a,39b}, R. Caputo⁸⁴, R.M. Carbone³⁷, R. Cardarelli^{133a}, F. Cardillo⁵⁰, I. Carli¹²⁹, T. Carli³², G. Carlino^{104a}, L. Carminati^{92a,92b}, S. Caron¹⁰⁶, E. Carquin^{34b}, G.D. Carrillo-Montoya³², J.R. Carter³⁰, J. Carvalho^{126a,126c}, D. Casadei¹⁹, M.P. Casado^{13,h}, M. Casolino¹³, D.W. Casper¹⁶², E. Castaneda-Miranda^{145a}, R. Castelijm¹⁰⁷, A. Castelli¹⁰⁷, V. Castillo Gimenez¹⁶⁶, N.F. Castro^{126a,i}, A. Catinaccio³², J.R. Catmore¹¹⁹, A. Cattai³², J. Caudron²³, V. Cavaliere¹⁶⁵, E. Cavallaro¹³, D. Cavalli^{92a}, M. Cavalli-Sforza¹³, V. Cavasinni^{124a,124b}, F. Ceradini^{134a,134b}, L. Cerda Alberich¹⁶⁶, B.C. Cerio⁴⁷, A.S. Cerqueira^{26b}, A. Cerri¹⁴⁹, L. Cerrito^{133a,133b}, F. Cerutti¹⁶, M. Cerv³², A. Cervelli¹⁸, S.A. Cetin^{20d}, A. Chafaq^{135a}, D. Chakraborty¹⁰⁸, S.K. Chan⁵⁸, Y.L. Chan^{61a}, P. Chang¹⁶⁵, J.D. Chapman³⁰, D.G. Charlton¹⁹, A. Chatterjee⁵¹, C.C. Chau¹⁵⁸, C.A. Chavez Barajas¹⁴⁹, S. Che¹¹¹, S. Cheatham⁷³, A. Chegwidan⁹¹, S. Chekanov⁶, S.V. Chekulaev^{159a}, G.A. Chelkov^{66,j}, M.A. Chelstowska⁹⁰, C. Chen⁶⁵, H. Chen²⁷, K. Chen¹⁴⁸, S. Chen^{35c}, S. Chen¹⁵⁵, X. Chen^{35f}, Y. Chen⁶⁸, H.C. Cheng⁹⁰, H.J. Cheng^{35a}, Y. Cheng³³, A. Cheplakov⁶⁶, E. Cheremushkina¹³⁰, R. Cherkaoui El Moursli^{135e}, V. Chernyatin^{27,*}, E. Cheu⁷, L. Chevalier¹³⁶, V. Chiarella⁴⁹, G. Chiarelli^{124a,124b}, G. Chiodini^{74a}, A.S. Chisholm¹⁹, A. Chitan^{28b}, M.V. Chizhov⁶⁶, K. Choi⁶², A.R. Chomont³⁶, S. Chouridou⁹, B.K.B. Chow¹⁰⁰, V. Christodoulou⁷⁹, D. Chromek-Burckhart³², J. Chudoba¹²⁷, A.J. Chuinard⁸⁸, J.J. Chwastowski⁴¹, L. Chytka¹¹⁵, G. Ciapetti^{132a,132b}, A.K. Ciftci^{4a}, D. Cinca⁴⁵, V. Cindro⁷⁶, I.A. Cioara²³, C. Ciocca^{22a,22b}, A. Ciocio¹⁶, F. Ciotto^{104a,104b}, Z.H. Citron¹⁷¹, M. Citterio^{92a}, M. Ciubancan^{28b}, A. Clark⁵¹, B.L. Clark⁵⁸, M.R. Clark³⁷, P.J. Clark⁴⁸, R.N. Clarke¹⁶, C. Clement^{146a,146b}, Y. Coadou⁸⁶, M. Cobal^{163a,163c}, A. Coccaro⁵¹, J. Cochran⁶⁵, L. Colasurdo¹⁰⁶, B. Cole³⁷, A.P. Colijn¹⁰⁷, J. Collot⁵⁷, T. Colombo³², G. Compostella¹⁰¹, P. Conde Muñio^{126a,126b}, E. Coniavitis⁵⁰, S.H. Connell^{145b}, I.A. Connelly⁷⁸, V. Consorti⁵⁰, S. Constantinescu^{28b}, G. Conti³², F. Conventi^{104a,k}, M. Cooke¹⁶, B.D. Cooper⁷⁹, A.M. Cooper-Sarkar¹²⁰, K.J.R. Cormier¹⁵⁸, T. Cornelissen¹⁷⁴, M. Corradi^{132a,132b}, F. Corriveau^{88,l}, A. Corso-Radu¹⁶², A. Cortes-Gonzalez³², G. Cortiana¹⁰¹, G. Costa^{92a}, M.J. Costa¹⁶⁶, D. Costanzo¹³⁹, G. Cottin³⁰, G. Cowan⁷⁸, B.E. Cox⁸⁵, K. Cranmer¹¹⁰, S.J. Crawley⁵⁵, G. Cree³¹, S. Crépe-Renaudin⁵⁷,

F. Crescioli⁸¹, W.A. Cribbs^{146a,146b}, M. Crispin Ortuzar¹²⁰, M. Cristinziani²³, V. Croft¹⁰⁶,
 G. Crosetti^{39a,39b}, A. Cueto⁸³, T. Cuhadar Donszelmann¹³⁹, J. Cummings¹⁷⁵, M. Curatolo⁴⁹, J. Cúth⁸⁴,
 H. Czirr¹⁴¹, P. Czodrowski³, G. D'amen^{22a,22b}, S. D'Auria⁵⁵, M. D'Onofrio⁷⁵,
 M.J. Da Cunha Sargedas De Sousa^{126a,126b}, C. Da Via⁸⁵, W. Dabrowski^{40a}, T. Dado^{144a}, T. Dai⁹⁰,
 O. Dale¹⁵, F. Dallaire⁹⁵, C. Dallapiccola⁸⁷, M. Dam³⁸, J.R. Dandoy³³, N.P. Dang⁵⁰, A.C. Daniells¹⁹,
 N.S. Dann⁸⁵, M. Danninger¹⁶⁷, M. Dano Hoffmann¹³⁶, V. Dao⁵⁰, G. Darbo^{52a}, S. Darmora⁸,
 J. Dassoulas³, A. Dattagupta⁶², W. Davey²³, C. David¹⁶⁸, T. Davidek¹²⁹, M. Davies¹⁵³, P. Davison⁷⁹,
 E. Dawe⁸⁹, I. Dawson¹³⁹, R.K. Daya-Ishmukhametova⁸⁷, K. De⁸, R. de Asmundis^{104a},
 A. De Benedetti¹¹³, S. De Castro^{22a,22b}, S. De Cecco⁸¹, N. De Groot¹⁰⁶, P. de Jong¹⁰⁷, H. De la Torre⁸³,
 F. De Lorenzi⁶⁵, A. De Maria⁵⁶, D. De Pedis^{132a}, A. De Salvo^{132a}, U. De Sanctis¹⁴⁹, A. De Santo¹⁴⁹,
 J.B. De Vivie De Regie¹¹⁷, W.J. Dearnaley⁷³, R. Debbe²⁷, C. Debenedetti¹³⁷, D.V. Dedovich⁶⁶,
 N. Dehghanian³, I. Deigaard¹⁰⁷, M. Del Gaudio^{39a,39b}, J. Del Peso⁸³, T. Del Prete^{124a,124b}, D. Delgove¹¹⁷,
 F. Deliot¹³⁶, C.M. Delitzsch⁵¹, A. Dell'Acqua³², L. Dell'Asta²⁴, M. Dell'Orso^{124a,124b},
 M. Della Pietra^{104a,k}, D. della Volpe⁵¹, M. Delmastro⁵, P.A. Delsart⁵⁷, D.A. DeMarco¹⁵⁸, S. Demers¹⁷⁵,
 M. Demichev⁶⁶, A. Demilly⁸¹, S.P. Denisov¹³⁰, D. Denysiuk¹³⁶, D. Derendarz⁴¹, J.E. Derkaoui^{135d},
 F. Derue⁸¹, P. Dervan⁷⁵, K. Desch²³, C. Deterre⁴⁴, K. Dette⁴⁵, P.O. Deviveiros³², A. Dewhurst¹³¹,
 S. Dhaliwal²⁵, A. Di Ciaccio^{133a,133b}, L. Di Ciaccio⁵, W.K. Di Clemente¹²², C. Di Donato^{132a,132b},
 A. Di Girolamo³², B. Di Girolamo³², B. Di Micco^{134a,134b}, R. Di Nardo³², A. Di Simone⁵⁰,
 R. Di Sipio¹⁵⁸, D. Di Valentino³¹, C. Diaconu⁸⁶, M. Diamond¹⁵⁸, F.A. Dias⁴⁸, M.A. Diaz^{34a},
 E.B. Diehl⁹⁰, J. Dietrich¹⁷, S. Diglio⁸⁶, A. Dimitrievska¹⁴, J. Dingfelder²³, P. Dita^{28b}, S. Dita^{28b},
 F. Dittus³², F. Djama⁸⁶, T. Djobava^{53b}, J.I. Djuvsland^{59a}, M.A.B. do Vale^{26c}, D. Dobos³², M. Dobre^{28b},
 C. Doglioni⁸², J. Dolejsi¹²⁹, Z. Dolezal¹²⁹, M. Donadelli^{26d}, S. Donati^{124a,124b}, P. Dondero^{121a,121b},
 J. Donini³⁶, J. Dopke¹³¹, A. Doria^{104a}, M.T. Dova⁷², A.T. Doyle⁵⁵, E. Drechsler⁵⁶, M. Dris¹⁰, Y. Du^{35d},
 J. Duarte-Campderros¹⁵³, E. Duchovni¹⁷¹, G. Duckeck¹⁰⁰, O.A. Ducu^{95,m}, D. Duda¹⁰⁷, A. Dudarev³²,
 A.Chr. Dudder⁸⁴, E.M. Duffield¹⁶, L. Duflot¹¹⁷, M. Dührssen³², M. Dumancic¹⁷¹, M. Dunford^{59a},
 H. Duran Yildiz^{4a}, M. Düren⁵⁴, A. Durglishvili^{53b}, D. Duschinger⁴⁶, B. Dutta⁴⁴, M. Dyndal⁴⁴,
 C. Eckardt⁴⁴, K.M. Ecker¹⁰¹, R.C. Edgar⁹⁰, N.C. Edwards⁴⁸, T. Eifert³², G. Eigen¹⁵, K. Einsweiler¹⁶,
 T. Ekelof¹⁶⁴, M. El Kacimi^{135c}, V. Ellajosyula⁸⁶, M. Ellert¹⁶⁴, S. Elles⁵, F. Ellinghaus¹⁷⁴, A.A. Elliot¹⁶⁸,
 N. Ellis³², J. Elmsheuser²⁷, M. Elsing³², D. Emelianov¹³¹, Y. Enari¹⁵⁵, O.C. Endner⁸⁴, J.S. Ennis¹⁶⁹,
 J. Erdmann⁴⁵, A. Ereditato¹⁸, G. Ernis¹⁷⁴, J. Ernst², M. Ernst²⁷, S. Errede¹⁶⁵, E. Ertel⁸⁴, M. Escalier¹¹⁷,
 H. Esch⁴⁵, C. Escobar¹²⁵, B. Esposito⁴⁹, A.I. Etienne¹³⁶, E. Etzion¹⁵³, H. Evans⁶², A. Ezhilov¹²³,
 F. Fabbri^{22a,22b}, L. Fabbri^{22a,22b}, G. Facini³³, R.M. Fakhruddinov¹³⁰, S. Falciano^{132a}, R.J. Falla⁷⁹,
 J. Faltova³², Y. Fang^{35a}, M. Fanti^{92a,92b}, A. Farbin⁸, A. Farilla^{134a}, C. Farina¹²⁵, E.M. Farina^{121a,121b},
 T. Farooque¹³, S. Farrell¹⁶, S.M. Farrington¹⁶⁹, P. Farthouat³², F. Fassi^{135e}, P. Fassnacht³²,
 D. Fassouliotis⁹, M. Faucci Giannelli⁷⁸, A. Favareto^{52a,52b}, W.J. Fawcett¹²⁰, L. Fayard¹¹⁷,
 O.L. Fedin^{123,n}, W. Fedorko¹⁶⁷, S. Feigl¹¹⁹, L. Feligioni⁸⁶, C. Feng^{35d}, E.J. Feng³², H. Feng⁹⁰,
 A.B. Fenyuk¹³⁰, L. Feremenga⁸, P. Fernandez Martinez¹⁶⁶, S. Fernandez Perez¹³, J. Ferrando⁵⁵,
 A. Ferrari¹⁶⁴, P. Ferrari¹⁰⁷, R. Ferrari^{121a}, D.E. Ferreira de Lima^{59b}, A. Ferrer¹⁶⁶, D. Ferrere⁵¹,
 C. Ferretti⁹⁰, A. Ferretto Parodi^{52a,52b}, F. Fiedler⁸⁴, A. Filipčič⁷⁶, M. Filipuzzi⁴⁴, F. Filthaut¹⁰⁶,
 M. Fincke-Keeler¹⁶⁸, K.D. Finelli¹⁵⁰, M.C.N. Fiolhais^{126a,126c}, L. Fiorini¹⁶⁶, A. Firan⁴², A. Fischer²,
 C. Fischer¹³, J. Fischer¹⁷⁴, W.C. Fisher⁹¹, N. Flaschel⁴⁴, I. Fleck¹⁴¹, P. Fleischmann⁹⁰, G.T. Fletcher¹³⁹,
 R.R.M. Fletcher¹²², T. Flick¹⁷⁴, A. Floderus⁸², L.R. Flores Castillo^{61a}, M.J. Flowerdew¹⁰¹,
 G.T. Forcolin⁸⁵, A. Formica¹³⁶, A. Forti⁸⁵, A.G. Foster¹⁹, D. Fournier¹¹⁷, H. Fox⁷³, S. Fracchia¹³,
 P. Francavilla⁸¹, M. Franchini^{22a,22b}, D. Francis³², L. Franconi¹¹⁹, M. Franklin⁵⁸, M. Frate¹⁶²,
 M. Fraternali^{121a,121b}, D. Freeborn⁷⁹, S.M. Fressard-Batraneanu³², F. Friedrich⁴⁶, D. Froidevaux³²,
 J.A. Frost¹²⁰, C. Fukunaga¹⁵⁶, E. Fullana Torregrosa⁸⁴, T. Fusayasu¹⁰², J. Fuster¹⁶⁶, C. Gabaldon⁵⁷,
 O. Gabizon¹⁷⁴, A. Gabrielli^{22a,22b}, A. Gabrielli¹⁶, G.P. Gach^{40a}, S. Gadatsch³², S. Gadomski⁵¹,

G. Gagliardi^{52a,52b}, L.G. Gagnon⁹⁵, P. Gagnon⁶², C. Galea¹⁰⁶, B. Galhardo^{126a,126c}, E.J. Gallas¹²⁰, B.J. Gallop¹³¹, P. Gallus¹²⁸, G. Galster³⁸, K.K. Gan¹¹¹, J. Gao^{35b,86}, Y. Gao⁴⁸, Y.S. Gao^{143,f}, F.M. Garay Walls⁴⁸, C. García¹⁶⁶, J.E. García Navarro¹⁶⁶, M. Garcia-Sciveres¹⁶, R.W. Gardner³³, N. Garelli¹⁴³, V. Garonne¹¹⁹, A. Gascon Bravo⁴⁴, K. Gasnikova⁴⁴, C. Gatti⁴⁹, A. Gaudiello^{52a,52b}, G. Gaudio^{121a}, L. Gauthier⁹⁵, I.L. Gavrilenko⁹⁶, C. Gay¹⁶⁷, G. Gaycken²³, E.N. Gazis¹⁰, Z. Gecse¹⁶⁷, C.N.P. Gee¹³¹, Ch. Geich-Gimbel²³, M. Geisen⁸⁴, M.P. Geisler^{59a}, C. Gemme^{52a}, M.H. Genest⁵⁷, C. Geng^{35b,o}, S. Gentile^{132a,132b}, C. Gentsos¹⁵⁴, S. George⁷⁸, D. Gerbaudo¹³, A. Gershon¹⁵³, S. Ghasemi¹⁴¹, H. Ghazlane^{135b}, M. Ghneimat²³, B. Giacobbe^{22a}, S. Giagu^{132a,132b}, P. Giannetti^{124a,124b}, B. Gibbard²⁷, S.M. Gibson⁷⁸, M. Gignac¹⁶⁷, M. Gilchriese¹⁶, T.P.S. Gillam³⁰, D. Gillberg³¹, G. Gilles¹⁷⁴, D.M. Gingrich^{3,d}, N. Giokaris⁹, M.P. Giordani^{163a,163c}, F.M. Giorgi^{22a}, F.M. Giorgi¹⁷, P.F. Giraud¹³⁶, P. Giromini⁵⁸, D. Giugni^{92a}, F. Giuli¹²⁰, C. Giuliani¹⁰¹, M. Giulini^{59b}, B.K. Gjelsten¹¹⁹, S. Gkaitatzis¹⁵⁴, I. Gkialas¹⁵⁴, E.L. Gkougkousis¹¹⁷, L.K. Gladilin⁹⁹, C. Glasman⁸³, J. Glatzer⁵⁰, P.C.F. Glaysheer⁴⁸, A. Glazov⁴⁴, M. Goblirsch-Kolb²⁵, J. Godlewski⁴¹, S. Goldfarb⁸⁹, T. Golling⁵¹, D. Golubkov¹³⁰, A. Gomes^{126a,126b,126d}, R. Gonçalo^{126a}, J. Goncalves Pinto Firmino Da Costa¹³⁶, G. Gonella⁵⁰, L. Gonella¹⁹, A. Gongadze⁶⁶, S. González de la Hoz¹⁶⁶, G. Gonzalez Parra¹³, S. Gonzalez-Sevilla⁵¹, L. Goossens³², P.A. Gorbounov⁹⁷, H.A. Gordon²⁷, I. Gorelov¹⁰⁵, B. Gorini³², E. Gorini^{74a,74b}, A. Gorišek⁷⁶, E. Gornicki⁴¹, A.T. Goshaw⁴⁷, C. Gössling⁴⁵, M.I. Gostkin⁶⁶, C.R. Goudet¹¹⁷, D. Goujdami^{135c}, A.G. Goussiou¹³⁸, N. Govender^{145b,p}, E. Gozani¹⁵², L. Graber⁵⁶, I. Grabowska-Bold^{40a}, P.O.J. Gradin⁵⁷, P. Grafström^{22a,22b}, J. Gramling⁵¹, E. Gramstad¹¹⁹, S. Grancagnolo¹⁷, V. Gratchev¹²³, P.M. Gravila^{28e}, H.M. Gray³², E. Graziani^{134a}, Z.D. Greenwood^{80,q}, C. Grefe²³, K. Gregersen⁷⁹, I.M. Gregor⁴⁴, P. Grenier¹⁴³, K. Grevtsov⁵, J. Griffiths⁸, A.A. Grillo¹³⁷, K. Grimm⁷³, S. Grinstein^{13,r}, Ph. Gris³⁶, J.-F. Grivaz¹¹⁷, S. Groh⁸⁴, J.P. Grohs⁴⁶, E. Gross¹⁷¹, J. Grosse-Knetter⁵⁶, G.C. Grossi⁸⁰, Z.J. Grout⁷⁹, L. Guan⁹⁰, W. Guan¹⁷², J. Guenther⁶³, F. Guescini⁵¹, D. Guest¹⁶², O. Gueta¹⁵³, E. Guido^{52a,52b}, T. Guillemin⁵, S. Guindon², U. Gul⁵⁵, C. Gumpert³², J. Guo^{35e}, Y. Guo^{35b,o}, R. Gupta⁴², S. Gupta¹²⁰, G. Gustavino^{132a,132b}, P. Gutierrez¹¹³, N.G. Gutierrez Ortiz⁷⁹, C. Gutsche⁴⁶, C. Guyot¹³⁶, C. Gwenlan¹²⁰, C.B. Gwilliam⁷⁵, A. Haas¹¹⁰, C. Haber¹⁶, H.K. Hadavand⁸, N. Haddad^{135e}, A. Hadeef⁸⁶, S. Hageböck²³, Z. Hajduk⁴¹, H. Hakobyan^{176,*}, M. Haleem⁴⁴, J. Haley¹¹⁴, G. Halladjian⁹¹, G.D. Hallewell⁸⁶, K. Hamacher¹⁷⁴, P. Hamal¹¹⁵, K. Hamano¹⁶⁸, A. Hamilton^{145a}, G.N. Hamity¹³⁹, P.G. Hamnett⁴⁴, L. Han^{35b}, K. Hanagaki^{67,s}, K. Hanawa¹⁵⁵, M. Hance¹³⁷, B. Haney¹²², S. Hanisch³², P. Hanke^{59a}, R. Hanna¹³⁶, J.B. Hansen³⁸, J.D. Hansen³⁸, M.C. Hansen²³, P.H. Hansen³⁸, K. Hara¹⁶⁰, A.S. Hard¹⁷², T. Harenberg¹⁷⁴, F. Hariri¹¹⁷, S. Harkusha⁹³, R.D. Harrington⁴⁸, P.F. Harrison¹⁶⁹, F. Hartjes¹⁰⁷, N.M. Hartmann¹⁰⁰, M. Hasegawa⁶⁸, Y. Hasegawa¹⁴⁰, A. Hasib¹¹³, S. Hassani¹³⁶, S. Haug¹⁸, R. Hauser⁹¹, L. Hauswald⁴⁶, M. Havranek¹²⁷, C.M. Hawkes¹⁹, R.J. Hawkins³², D. Hayakawa¹⁵⁷, D. Hayden⁹¹, C.P. Hays¹²⁰, J.M. Hays⁷⁷, H.S. Hayward⁷⁵, S.J. Haywood¹³¹, S.J. Head¹⁹, T. Heck⁸⁴, V. Hedberg⁸², L. Heelan⁸, S. Heim¹²², T. Heim¹⁶, B. Heinemann¹⁶, J.J. Heinrich¹⁰⁰, L. Heinrich¹¹⁰, C. Heinz⁵⁴, J. Hejbal¹²⁷, L. Helary³², S. Hellman^{146a,146b}, C. Helsen³², J. Henderson¹²⁰, R.C.W. Henderson⁷³, Y. Heng¹⁷², S. Henkelmann¹⁶⁷, A.M. Henriques Correia³², S. Henrot-Versille¹¹⁷, G.H. Herbert¹⁷, V. Herget¹⁷³, Y. Hernández Jiménez¹⁶⁶, G. Herten⁵⁰, R. Hertenberger¹⁰⁰, L. Hervas³², G.G. Hesketh⁷⁹, N.P. Hessey¹⁰⁷, J.W. Hetherly⁴², R. Hickling⁷⁷, E. Higón-Rodríguez¹⁶⁶, E. Hill¹⁶⁸, J.C. Hill³⁰, K.H. Hiller⁴⁴, S.J. Hillier¹⁹, I. Hinchliffe¹⁶, E. Hines¹²², R.R. Hinman¹⁶, M. Hirose⁵⁰, D. Hirschbuehl¹⁷⁴, J. Hobbs¹⁴⁸, N. Hod^{159a}, M.C. Hodgkinson¹³⁹, P. Hodgson¹³⁹, A. Hoecker³², M.R. Hoferkamp¹⁰⁵, F. Hoenig¹⁰⁰, D. Hohn²³, T.R. Holmes¹⁶, M. Homann⁴⁵, T.M. Hong¹²⁵, B.H. Hooberman¹⁶⁵, W.H. Hopkins¹¹⁶, Y. Horii¹⁰³, A.J. Horton¹⁴², J.-Y. Hostachy⁵⁷, S. Hou¹⁵¹, A. Hoummada^{135a}, J. Howarth⁴⁴, M. Hrabovsky¹¹⁵, I. Hristova¹⁷, J. Hrivnac¹¹⁷, T. Hryn'ova⁵, A. Hrynevich⁹⁴, C. Hsu^{145c}, P.J. Hsu^{151,t}, S.-C. Hsu¹³⁸, D. Hu³⁷, Q. Hu^{35b}, S. Hu^{35e}, Y. Huang⁴⁴, Z. Hubacek¹²⁸, F. Hubaut⁸⁶, F. Huegging²³, T.B. Huffman¹²⁰, E.W. Hughes³⁷, G. Hughes⁷³, M. Huhtinen³², P. Huo¹⁴⁸, N. Huseynov^{66,b}, J. Huston⁹¹,

J. Huth⁵⁸, G. Iacobucci⁵¹, G. Iakovidis²⁷, I. Ibragimov¹⁴¹, L. Iconomidou-Fayard¹¹⁷, E. Ideal¹⁷⁵,
 Z. Idrissi^{135e}, P. Iengo³², O. Igonkina^{107,u}, T. Iizawa¹⁷⁰, Y. Ikegami⁶⁷, M. Ikeno⁶⁷, Y. Ilchenko^{11,v},
 D. Iliadis¹⁵⁴, N. Ilic¹⁴³, T. Ince¹⁰¹, G. Introzzi^{121a,121b}, P. Ioannou^{9,*}, M. Iodice^{134a}, K. Iordanidou³⁷,
 V. Ippolito⁵⁸, N. Ishijima¹¹⁸, M. Ishino¹⁵⁵, M. Ishitsuka¹⁵⁷, R. Ishmukhametov¹¹¹, C. Issever¹²⁰,
 S. Istin^{20a}, F. Ito¹⁶⁰, J.M. Iturbe Ponce⁸⁵, R. Iuppa^{133a,133b}, W. Iwanski⁴¹, H. Iwasaki⁶⁷, J.M. Izen⁴³,
 V. Izzo^{104a}, S. Jabbar³, B. Jackson¹²², P. Jackson¹, V. Jain², K.B. Jakobi⁸⁴, K. Jakobs⁵⁰, S. Jakobsen³²,
 T. Jakoubek¹²⁷, D.O. Jamin¹¹⁴, D.K. Jana⁸⁰, E. Jansen⁷⁹, R. Jansky⁶³, J. Janssen²³, M. Janus⁵⁶,
 G. Jarlskog⁸², N. Javadov^{66,b}, T. Javůrek⁵⁰, F. Jeanneau¹³⁶, L. Jeanty¹⁶, J. Jejelava^{53a,w}, G.-Y. Jeng¹⁵⁰,
 D. Jennens⁸⁹, P. Jenni^{50,x}, C. Jeske¹⁶⁹, S. Jézéquel⁵, H. Ji¹⁷², J. Jia¹⁴⁸, H. Jiang⁶⁵, Y. Jiang^{35b},
 S. Jiggins⁷⁹, J. Jimenez Pena¹⁶⁶, S. Jin^{35a}, A. Jinaru^{28b}, O. Jinnouchi¹⁵⁷, H. Jivan^{145c}, P. Johansson¹³⁹,
 K.A. Johns⁷, W.J. Johnson¹³⁸, K. Jon-And^{146a,146b}, G. Jones¹⁶⁹, R.W.L. Jones⁷³, S. Jones⁷, T.J. Jones⁷⁵,
 J. Jongmanns^{59a}, P.M. Jorge^{126a,126b}, J. Jovicevic^{159a}, X. Ju¹⁷², A. Juste Rozas^{13,r}, M.K. Köhler¹⁷¹,
 A. Kaczmarska⁴¹, M. Kado¹¹⁷, H. Kagan¹¹¹, M. Kagan¹⁴³, S.J. Kahn⁸⁶, T. Kaji¹⁷⁰, E. Kajomovitz⁴⁷,
 C.W. Kalderon¹²⁰, A. Kaluza⁸⁴, S. Kama⁴², A. Kamenshchikov¹³⁰, N. Kanaya¹⁵⁵, S. Kaneti³⁰,
 L. Kanjir⁷⁶, V.A. Kantserov⁹⁸, J. Kanzaki⁶⁷, B. Kaplan¹¹⁰, L.S. Kaplan¹⁷², A. Kapliy³³, D. Kar^{145c},
 K. Karakostas¹⁰, A. Karamaoun³, N. Karastathis¹⁰, M.J. Kareem⁵⁶, E. Karentzos¹⁰, M. Karnevskiy⁸⁴,
 S.N. Karpov⁶⁶, Z.M. Karpova⁶⁶, K. Karthik¹¹⁰, V. Kartvelishvili⁷³, A.N. Karyukhin¹³⁰, K. Kasahara¹⁶⁰,
 L. Kashif¹⁷², R.D. Kass¹¹¹, A. Kastanas¹⁵, Y. Kataoka¹⁵⁵, C. Kato¹⁵⁵, A. Katre⁵¹, J. Katzy⁴⁴,
 K. Kawagoe⁷¹, T. Kawamoto¹⁵⁵, G. Kawamura⁵⁶, V.F. Kazanin^{109,c}, R. Keeler¹⁶⁸, R. Kehoe⁴²,
 J.S. Keller⁴⁴, J.J. Kempster⁷⁸, K. Kawade¹⁰³, H. Keoshkerian¹⁵⁸, O. Kepka¹²⁷, B.P. Kerševan⁷⁶,
 S. Kersten¹⁷⁴, R.A. Keyes⁸⁸, M. Khader¹⁶⁵, F. Khalil-zada¹², A. Khanov¹¹⁴, A.G. Kharlamov^{109,c},
 T.J. Khoo⁵¹, V. Khovanskiy⁹⁷, E. Khramov⁶⁶, J. Khubua^{53b,y}, S. Kido⁶⁸, C.R. Kilby⁷⁸, H.Y. Kim⁸,
 S.H. Kim¹⁶⁰, Y.K. Kim³³, N. Kimura¹⁵⁴, O.M. Kind¹⁷, B.T. King⁷⁵, M. King¹⁶⁶, S.B. King¹⁶⁷, J. Kirk¹³¹,
 A.E. Kiryunin¹⁰¹, T. Kishimoto¹⁵⁵, D. Kisielewska^{40a}, F. Kiss⁵⁰, K. Kiuchi¹⁶⁰, O. Kivernyk¹³⁶,
 E. Kladiva^{144b}, M.H. Klein³⁷, M. Klein⁷⁵, U. Klein⁷⁵, K. Kleinknecht⁸⁴, P. Klimek¹⁰⁸, A. Klimentov²⁷,
 R. Klingenberg⁴⁵, J.A. Klinger¹³⁹, T. Klioutchnikova³², E.-E. Kluge^{59a}, P. Kluit¹⁰⁷, S. Kluth¹⁰¹,
 J. Knapik⁴¹, E. Kneringer⁶³, E.B.F.G. Knoops⁸⁶, A. Knue⁵⁵, A. Kobayashi¹⁵⁵, D. Kobayashi¹⁵⁷,
 T. Kobayashi¹⁵⁵, M. Kobel⁴⁶, M. Kocian¹⁴³, P. Kodys¹²⁹, N.M. Koehler¹⁰¹, T. Koffas³¹, E. Koffeman¹⁰⁷,
 T. Koi¹⁴³, H. Kolanoski¹⁷, M. Kolb^{59b}, I. Koletsou⁵, A.A. Komar^{96,*}, Y. Komori¹⁵⁵, T. Kondo⁶⁷,
 N. Kondrashova⁴⁴, K. Köneke⁵⁰, A.C. König¹⁰⁶, T. Kono^{67,z}, R. Konoplich^{110,aa}, N. Konstantinidis⁷⁹,
 R. Kopeliansky⁶², S. Koperny^{40a}, L. Köpke⁸⁴, A.K. Kopp⁵⁰, K. Korcyl⁴¹, K. Kordas¹⁵⁴, A. Korn⁷⁹,
 A.A. Korol^{109,c}, I. Korolkov¹³, E.V. Korolkova¹³⁹, O. Kortner¹⁰¹, S. Kortner¹⁰¹, T. Kosek¹²⁹,
 V.V. Kostyukhin²³, A. Kotwal⁴⁷, A. Kourkoumeli-Charalampidi^{121a,121b}, C. Kourkoumelis⁹,
 V. Kouskoura²⁷, A.B. Kowalewska⁴¹, R. Kowalewski¹⁶⁸, T.Z. Kowalski^{40a}, C. Kozakai¹⁵⁵,
 W. Kozanecki¹³⁶, A.S. Kozhin¹³⁰, V.A. Kramarenko⁹⁹, G. Kramberger⁷⁶, D. Krasnopevtsev⁹⁸,
 M.W. Krasny⁸¹, A. Krasznahorkay³², A. Kravchenko²⁷, M. Kretz^{59c}, J. Kretzschmar⁷⁵, K. Kreutzfeldt⁵⁴,
 P. Krieger¹⁵⁸, K. Krizka³³, K. Kroeninger⁴⁵, H. Kroha¹⁰¹, J. Kroll¹²², J. Kroseberg²³, J. Krstic¹⁴,
 U. Kruchonak⁶⁶, H. Krüger²³, N. Krumnack⁶⁵, A. Kruse¹⁷², M.C. Kruse⁴⁷, M. Kruskal²⁴, T. Kubota⁸⁹,
 H. Kucuk⁷⁹, S. Kудay^{4b}, J.T. Kuechler¹⁷⁴, S. Kuehn⁵⁰, A. Kugel^{59c}, F. Kuger¹⁷³, A. Kuhl¹³⁷, T. Kuhl⁴⁴,
 V. Kukhtin⁶⁶, R. Kukla¹³⁶, Y. Kulchitsky⁹³, S. Kuleshov^{34b}, M. Kuna^{132a,132b}, T. Kunigo⁶⁹, A. Kupco¹²⁷,
 H. Kurashige⁶⁸, Y.A. Kurochkin⁹³, V. Kus¹²⁷, E.S. Kuwertz¹⁶⁸, M. Kuze¹⁵⁷, J. Kvita¹¹⁵, T. Kwan¹⁶⁸,
 D. Kyriazopoulos¹³⁹, A. La Rosa¹⁰¹, J.L. La Rosa Navarro^{26d}, L. La Rotonda^{39a,39b}, C. Lacasta¹⁶⁶,
 F. Lacava^{132a,132b}, J. Lacey³¹, H. Lacker¹⁷, D. Lacour⁸¹, V.R. Lacuesta¹⁶⁶, E. Ladygin⁶⁶, R. Lafaye⁵,
 B. Laforge⁸¹, T. Lagouri¹⁷⁵, S. Lai⁵⁶, S. Lammers⁶², W. Lampl⁷, E. Lançon¹³⁶, U. Landgraf⁵⁰,
 M.P.J. Landon⁷⁷, M.C. Lanfermann⁵¹, V.S. Lang^{59a}, J.C. Lange¹³, A.J. Lankford¹⁶², F. Lanni²⁷,
 K. Lantzsck²³, A. Lanza^{121a}, S. Laplace⁸¹, C. Lapoire³², J.F. Laporte¹³⁶, T. Lari^{92a},
 F. Lasagni Manghi^{22a,22b}, M. Lassnig³², P. Laurelli⁴⁹, W. Lavrijsen¹⁶, A.T. Law¹³⁷, P. Laycock⁷⁵,

T. Lazovich⁵⁸, M. Lazzaroni^{92a,92b}, B. Le⁸⁹, O. Le Dortz⁸¹, E. Le Guirriec⁸⁶, E.P. Le Quilleuc¹³⁶,
 M. LeBlanc¹⁶⁸, T. LeCompte⁶, F. Ledroit-Guillon⁵⁷, C.A. Lee²⁷, S.C. Lee¹⁵¹, L. Lee¹, B. Lefebvre⁸⁸,
 G. Lefebvre⁸¹, M. Lefebvre¹⁶⁸, F. Legger¹⁰⁰, C. Leggett¹⁶, A. Lehan⁷⁵, G. Lehmann Miotto³², X. Lei⁷,
 W.A. Leight³¹, A. Leisos^{154,ab}, A.G. Leister¹⁷⁵, M.A.L. Leite^{26d}, R. Leitner¹²⁹, D. Lellouch¹⁷¹,
 B. Lemmer⁵⁶, K.J.C. Leney⁷⁹, T. Lenz²³, B. Lenzi³², R. Leone⁷, S. Leone^{124a,124b}, C. Leonidopoulos⁴⁸,
 S. Leontsinis¹⁰, G. Lerner¹⁴⁹, C. Leroy⁹⁵, A.A.J. Lesage¹³⁶, C.G. Lester³⁰, M. Levchenko¹²³,
 J. Levêque⁵, D. Levin⁹⁰, L.J. Levinson¹⁷¹, M. Levy¹⁹, D. Lewis⁷⁷, A.M. Leyko²³, M. Leyton⁴³,
 B. Li^{35b,o}, C. Li^{35b}, H. Li¹⁴⁸, H.L. Li³³, L. Li⁴⁷, L. Li^{35e}, Q. Li^{35a}, S. Li⁴⁷, X. Li⁸⁵, Y. Li¹⁴¹, Z. Liang^{35a},
 B. Liberti^{133a}, A. Liblong¹⁵⁸, P. Lichard³², K. Lie¹⁶⁵, J. Liebal²³, W. Liebig¹⁵, A. Limosani¹⁵⁰,
 S.C. Lin^{151,ac}, T.H. Lin⁸⁴, B.E. Lindquist¹⁴⁸, A.E. Lioni⁵¹, E. Lipeles¹²², A. Lipniacka¹⁵, M. Lisovyi^{59b},
 T.M. Liss¹⁶⁵, A. Lister¹⁶⁷, A.M. Litke¹³⁷, B. Liu^{151,ad}, D. Liu¹⁵¹, H. Liu⁹⁰, H. Liu²⁷, J. Liu⁸⁶,
 J.B. Liu^{35b}, K. Liu⁸⁶, L. Liu¹⁶⁵, M. Liu⁴⁷, M. Liu^{35b}, Y.L. Liu^{35b}, Y. Liu^{35b}, M. Livan^{121a,121b},
 A. Lleres⁵⁷, J. Llorente Merino^{35a}, S.L. Lloyd⁷⁷, F. Lo Sterzo¹⁵¹, E. Lobodzinska⁴⁴, P. Loch⁷,
 W.S. Lockman¹³⁷, F.K. Loebinger⁸⁵, A.E. Loevschall-Jensen³⁸, K.M. Loew²⁵, A. Loginov^{175,*},
 T. Lohse¹⁷, K. Lohwasser⁴⁴, M. Lokajicek¹²⁷, B.A. Long²⁴, J.D. Long¹⁶⁵, R.E. Long⁷³, L. Longo^{74a,74b},
 K.A. Looper¹¹¹, L. Lopes^{126a}, D. Lopez Mateos⁵⁸, B. Lopez Paredes¹³⁹, I. Lopez Paz¹³,
 A. Lopez Solis⁸¹, J. Lorenz¹⁰⁰, N. Lorenzo Martinez⁶², M. Losada²¹, P.J. Lösel¹⁰⁰, X. Lou^{35a},
 A. Lounis¹¹⁷, J. Love⁶, P.A. Love⁷³, H. Lu^{61a}, N. Lu⁹⁰, H.J. Lubatti¹³⁸, C. Luci^{132a,132b}, A. Lucotte⁵⁷,
 C. Luedtke⁵⁰, F. Luehring⁶², W. Lukas⁶³, L. Luminari^{132a}, O. Lundberg^{146a,146b}, B. Lund-Jensen¹⁴⁷,
 P.M. Luzi⁸¹, D. Lynn²⁷, R. Lysak¹²⁷, E. Lytken⁸², V. Lyubushkin⁶⁶, H. Ma²⁷, L.L. Ma^{35d}, Y. Ma^{35d},
 G. Maccarrone⁴⁹, A. Macchiolo¹⁰¹, C.M. Macdonald¹³⁹, B. Maček⁷⁶, J. Machado Miguens^{122,126b},
 D. Madaffari⁸⁶, R. Madar³⁶, H.J. Maddocks¹⁶⁴, W.F. Mader⁴⁶, A. Madsen⁴⁴, J. Maeda⁶⁸, S. Maeland¹⁵,
 T. Maeno²⁷, A. Maevskiy⁹⁹, E. Magradze⁵⁶, J. Mahlstedt¹⁰⁷, C. Maiani¹¹⁷, C. Maidantchik^{26a},
 A.A. Maier¹⁰¹, T. Maier¹⁰⁰, A. Maio^{126a,126b,126d}, S. Majewski¹¹⁶, Y. Makida⁶⁷, N. Makovec¹¹⁷,
 B. Malaescu⁸¹, Pa. Malecki⁴¹, V.P. Maleev¹²³, F. Malek⁵⁷, U. Mallik⁶⁴, D. Malon⁶, C. Malone¹⁴³,
 S. Maltezos¹⁰, S. Malyukov³², J. Mamuzic¹⁶⁶, G. Mancini⁴⁹, B. Mandelli³², L. Mandelli^{92a}, I. Mandić⁷⁶,
 J. Maneira^{126a,126b}, L. Manhaes de Andrade Filho^{26b}, J. Manjarres Ramos^{159b}, A. Mann¹⁰⁰,
 A. Manousos³², B. Mansoulie¹³⁶, J.D. Mansour^{35a}, R. Mantifel⁸⁸, M. Mantoani⁵⁶, S. Manzoni^{92a,92b},
 L. Mapelli³², G. Marceca²⁹, L. March⁵¹, G. Marchiori⁸¹, M. Marcisovsky¹²⁷, M. Marjanovic¹⁴,
 D.E. Marley⁹⁰, F. Marroquim^{26a}, S.P. Marsden⁸⁵, Z. Marshall¹⁶, S. Marti-Garcia¹⁶⁶, B. Martin⁹¹,
 T.A. Martin¹⁶⁹, V.J. Martin⁴⁸, B. Martin dit Latour¹⁵, M. Martinez^{13,r}, V.I. Martinez Outschoorn¹⁶⁵,
 S. Martin-Haugh¹³¹, V.S. Martoiu^{28b}, A.C. Martyniuk⁷⁹, M. Marx¹³⁸, A. Marzin³², L. Masetti⁸⁴,
 T. Mashimo¹⁵⁵, R. Mashinistov⁹⁶, J. Masik⁸⁵, A.L. Maslennikov^{109,c}, I. Massa^{22a,22b}, L. Massa^{22a,22b},
 P. Mastrandrea⁵, A. Mastroberardino^{39a,39b}, T. Masubuchi¹⁵⁵, P. Mättig¹⁷⁴, J. Mattmann⁸⁴, J. Maurer^{28b},
 S.J. Maxfield⁷⁵, D.A. Maximov^{109,c}, R. Mazini¹⁵¹, S.M. Mazza^{92a,92b}, N.C. Mc Fadden¹⁰⁵,
 G. Mc Goldrick¹⁵⁸, S.P. Mc Kee⁹⁰, A. McCarn⁹⁰, R.L. McCarthy¹⁴⁸, T.G. McCarthy¹⁰¹,
 L.I. McClymont⁷⁹, E.F. McDonald⁸⁹, J.A. Mcfayden⁷⁹, G. Mchedlidze⁵⁶, S.J. McMahon¹³¹,
 R.A. McPherson^{168,l}, M. Medinnis⁴⁴, S. Meehan¹³⁸, S. Mehlhase¹⁰⁰, A. Mehta⁷⁵, K. Meier^{59a},
 C. Meineck¹⁰⁰, B. Meirose⁴³, D. Melini¹⁶⁶, B.R. Mellado Garcia^{145c}, M. Melo^{144a}, F. Meloni¹⁸,
 A. Mengarelli^{22a,22b}, S. Menke¹⁰¹, E. Meoni¹⁶¹, S. Mergelmeyer¹⁷, P. Mermod⁵¹, L. Merola^{104a,104b},
 C. Meroni^{92a}, F.S. Merritt³³, A. Messina^{132a,132b}, J. Metcalfe⁶, A.S. Mete¹⁶², C. Meyer⁸⁴, C. Meyer¹²²,
 J-P. Meyer¹³⁶, J. Meyer¹⁰⁷, H. Meyer Zu Theenhausen^{59a}, F. Miano¹⁴⁹, R.P. Middleton¹³¹,
 S. Miglioranzì^{52a,52b}, L. Mijovic⁴⁸, G. Mikenberg¹⁷¹, M. Mikestikova¹²⁷, M. Mikuž⁷⁶, M. Milesi⁸⁹,
 A. Milic⁶³, D.W. Miller³³, C. Mills⁴⁸, A. Milov¹⁷¹, D.A. Milstead^{146a,146b}, A.A. Minaenko¹³⁰,
 Y. Minami¹⁵⁵, I.A. Minashvili⁶⁶, A.I. Mincer¹¹⁰, B. Mindur^{40a}, M. Mineev⁶⁶, Y. Ming¹⁷², L.M. Mir¹³,
 K.P. Mistry¹²², T. Mitani¹⁷⁰, J. Mitrevski¹⁰⁰, V.A. Mitsou¹⁶⁶, A. Miucci⁵¹, P.S. Miyagawa¹³⁹,
 J.U. Mjörnmark⁸², T. Moa^{146a,146b}, K. Mochizuki⁹⁵, S. Mohapatra³⁷, S. Molander^{146a,146b},

R. Moles-Valls²³, R. Monden⁶⁹, M.C. Mondragon⁹¹, K. Mönig⁴⁴, J. Monk³⁸, E. Monnier⁸⁶, A. Montalbano¹⁴⁸, J. Montejo Berlingen³², F. Monticelli⁷², S. Monzani^{92a,92b}, R.W. Moore³, N. Morange¹¹⁷, D. Moreno²¹, M. Moreno Llácer⁵⁶, P. Morettini^{52a}, D. Mori¹⁴², T. Mori¹⁵⁵, M. Morii⁵⁸, M. Morinaga¹⁵⁵, V. Morisbak¹¹⁹, S. Moritz⁸⁴, A.K. Morley¹⁵⁰, G. Mornacchi³², J.D. Morris⁷⁷, S.S. Mortensen³⁸, L. Morvaj¹⁴⁸, M. Mosidze^{53b}, J. Moss¹⁴³, K. Motohashi¹⁵⁷, R. Mount¹⁴³, E. Mountricha²⁷, S.V. Mouraviev^{96,*}, E.J.W. Moyse⁸⁷, S. Muanza⁸⁶, R.D. Mudd¹⁹, F. Mueller¹⁰¹, J. Mueller¹²⁵, R.S.P. Mueller¹⁰⁰, T. Mueller³⁰, D. Muenstermann⁷³, P. Mullen⁵⁵, G.A. Mullier¹⁸, F.J. Munoz Sanchez⁸⁵, J.A. Murillo Quijada¹⁹, W.J. Murray^{169,131}, H. Musheghyan⁵⁶, M. Muškinja⁷⁶, A.G. Myagkov^{130,ae}, M. Myska¹²⁸, B.P. Nachman¹⁴³, O. Nackenhorst⁵¹, K. Nagai¹²⁰, R. Nagai^{67,z}, K. Nagano⁶⁷, Y. Nagasaka⁶⁰, K. Nagata¹⁶⁰, M. Nagel⁵⁰, E. Nagy⁸⁶, A.M. Nairz³², Y. Nakahama¹⁰³, K. Nakamura⁶⁷, T. Nakamura¹⁵⁵, I. Nakano¹¹², H. Namasivayam⁴³, R.F. Naranjo Garcia⁴⁴, R. Narayan¹¹, D.I. Narrias Villar^{59a}, I. Naryshkin¹²³, T. Naumann⁴⁴, G. Navarro²¹, R. Nayyar⁷, H.A. Neal⁹⁰, P.Yu. Nechaeva⁹⁶, T.J. Neep⁸⁵, A. Negri^{121a,121b}, M. Negrini^{22a}, S. Nektarijevic¹⁰⁶, C. Nellist¹¹⁷, A. Nelson¹⁶², S. Nemecek¹²⁷, P. Nemethy¹¹⁰, A.A. Nepomuceno^{26a}, M. Nessi^{32,af}, M.S. Neubauer¹⁶⁵, M. Neumann¹⁷⁴, R.M. Neves¹¹⁰, P. Nevski²⁷, P.R. Newman¹⁹, D.H. Nguyen⁶, T. Nguyen Manh⁹⁵, R.B. Nickerson¹²⁰, R. Nicolaidou¹³⁶, J. Nielsen¹³⁷, A. Nikiforov¹⁷, V. Nikolaenko^{130,ae}, I. Nikolic-Audit⁸¹, K. Nikolopoulos¹⁹, J.K. Nilsen¹¹⁹, P. Nilsson²⁷, Y. Ninomiya¹⁵⁵, A. Nisati^{132a}, R. Nisius¹⁰¹, T. Nobe¹⁵⁵, M. Nomachi¹¹⁸, I. Nomidis³¹, T. Nooney⁷⁷, S. Norberg¹¹³, M. Nordberg³², N. Norjoharuddeen¹²⁰, O. Novgorodova⁴⁶, S. Nowak¹⁰¹, M. Nozaki⁶⁷, L. Nozka¹¹⁵, K. Ntekas¹⁰, E. Nurse⁷⁹, F. Nuti⁸⁹, F. O'grady⁷, D.C. O'Neil¹⁴², A.A. O'Rourke⁴⁴, V. O'Shea⁵⁵, F.G. Oakham^{31,d}, H. Oberlack¹⁰¹, T. Obermann²³, J. Ocariz⁸¹, A. Ochi⁶⁸, I. Ochoa³⁷, J.P. Ochoa-Ricoux^{34a}, S. Oda⁷¹, S. Odaka⁶⁷, H. Ogren⁶², A. Oh⁸⁵, S.H. Oh⁴⁷, C.C. Ohm¹⁶, H. Ohman¹⁶⁴, H. Oide³², H. Okawa¹⁶⁰, Y. Okumura¹⁵⁵, T. Okuyama⁶⁷, A. Olariu^{28b}, L.F. Oleiro Seabra^{126a}, S.A. Olivares Pino⁴⁸, D. Oliveira Damazio²⁷, A. Olszewski⁴¹, J. Olszowska⁴¹, A. Onofre^{126a,126e}, K. Onogi¹⁰³, P.U.E. Onyisi^{11,v}, M.J. Oreglia³³, Y. Oren¹⁵³, D. Orestano^{134a,134b}, N. Orlando^{61b}, R.S. Orr¹⁵⁸, B. Osculati^{52a,52b}, R. Ospanov⁸⁵, G. Otero y Garzon²⁹, H. Otono⁷¹, M. Ouchrif^{135d}, F. Ould-Saada¹¹⁹, A. Ouraou¹³⁶, K.P. Oussoren¹⁰⁷, Q. Ouyang^{35a}, M. Owen⁵⁵, R.E. Owen¹⁹, V.E. Ozcan^{20a}, N. Ozturk⁸, K. Pachal¹⁴², A. Pacheco Pages¹³, L. Pacheco Rodriguez¹³⁶, C. Padilla Aranda¹³, M. Pagáčová⁵⁰, S. Pagan Griso¹⁶, F. Paige²⁷, P. Pais⁸⁷, K. Pajchel¹¹⁹, G. Palacino^{159b}, S. Palestini³², M. Palka^{40b}, D. Pallin³⁶, E.St. Panagiotopoulou¹⁰, C.E. Pandini⁸¹, J.G. Panduro Vazquez⁷⁸, P. Pani^{146a,146b}, S. Panitkin²⁷, D. Pantea^{28b}, L. Paolozzi⁵¹, Th.D. Papadopoulou¹⁰, K. Papageorgiou¹⁵⁴, A. Paramonov⁶, D. Paredes Hernandez¹⁷⁵, A.J. Parker⁷³, M.A. Parker³⁰, K.A. Parker¹³⁹, F. Parodi^{52a,52b}, J.A. Parsons³⁷, U. Parzefall⁵⁰, V.R. Pascuzzi¹⁵⁸, E. Pasqualucci^{132a}, S. Passaggio^{52a}, Fr. Pastore⁷⁸, G. Pásztor^{31,ag}, S. Pataraiia¹⁷⁴, J.R. Pater⁸⁵, T. Pauly³², J. Pearce¹⁶⁸, B. Pearson¹¹³, L.E. Pedersen³⁸, M. Pedersen¹¹⁹, S. Pedraza Lopez¹⁶⁶, R. Pedro^{126a,126b}, S.V. Peleganchuk^{109,c}, O. Penc¹²⁷, C. Peng^{35a}, H. Peng^{35b}, J. Penwell⁶², B.S. Peralva^{26b}, M.M. Perego¹³⁶, D.V. Perepelitsa²⁷, E. Perez Codina^{159a}, L. Perini^{92a,92b}, H. Pernegger³², S. Perrella^{104a,104b}, R. Peschke⁴⁴, V.D. Peshekhonov⁶⁶, K. Peters⁴⁴, R.F.Y. Peters⁸⁵, B.A. Petersen³², T.C. Petersen³⁸, E. Petit⁵⁷, A. Petridis¹, C. Petridou¹⁵⁴, P. Petroff¹¹⁷, E. Petrolo^{132a}, M. Petrov¹²⁰, F. Petrucci^{134a,134b}, N.E. Pettersson⁸⁷, A. Peyaud¹³⁶, R. Pezoa^{34b}, P.W. Phillips¹³¹, G. Piacquadio¹⁴³, E. Pianori¹⁶⁹, A. Picazio⁸⁷, E. Piccaro⁷⁷, M. Piccinini^{22a,22b}, M.A. Pickering¹²⁰, R. Piegai²⁹, J.E. Pilcher³³, A.D. Pilkington⁸⁵, A.W.J. Pin⁸⁵, M. Pinamonti^{163a,163c,ah}, J.L. Pinfeld³, A. Pingel³⁸, S. Pires⁸¹, H. Pirumov⁴⁴, M. Pitt¹⁷¹, L. Plazak^{144a}, M.-A. Pleier²⁷, V. Pleskot⁸⁴, E. Plotnikova⁶⁶, P. Plucinski⁹¹, D. Pluth⁶⁵, R. Poettgen^{146a,146b}, L. Poggioli¹¹⁷, D. Pohl²³, G. Polesello^{121a}, A. Poley⁴⁴, A. Policicchio^{39a,39b}, R. Polifka¹⁵⁸, A. Polini^{22a}, C.S. Pollard⁵⁵, V. Polychronakos²⁷, K. Pommès³², L. Pontecorvo^{132a}, B.G. Pope⁹¹, G.A. Popeneciu^{28c}, A. Poppleton³², S. Pospisil¹²⁸, K. Potamianos¹⁶, I.N. Potrap⁶⁶, C.J. Potter³⁰, C.T. Potter¹¹⁶, G. Poulard³², J. Poveda³², V. Pozdnyakov⁶⁶, M.E. Pozo Astigarraga³², P. Pralavorio⁸⁶, A. Pranko¹⁶, S. Prell⁶⁵, D. Price⁸⁵,

L.E. Price⁶, M. Primavera^{74a}, S. Prince⁸⁸, K. Prokofiev^{61c}, F. Prokoshin^{34b}, S. Protopopescu²⁷,
 J. Proudfoot⁶, M. Przybycien^{40a}, D. Puddu^{134a,134b}, M. Purohit^{27,ai}, P. Puzo¹¹⁷, J. Qian⁹⁰, G. Qin⁵⁵,
 Y. Qin⁸⁵, A. Quadt⁵⁶, W.B. Quayle^{163a,163b}, M. Queitsch-Maitland⁸⁵, D. Quilty⁵⁵, S. Raddum¹¹⁹,
 V. Radeka²⁷, V. Radescu¹²⁰, S.K. Radhakrishnan¹⁴⁸, P. Radloff¹¹⁶, P. Rados⁸⁹, F. Ragusa^{92a,92b},
 G. Rahal¹⁷⁷, J.A. Raine⁸⁵, S. Rajagopalan²⁷, M. Rammensee³², C. Rangel-Smith¹⁶⁴, M.G. Ratti^{92a,92b},
 F. Rauscher¹⁰⁰, S. Rave⁸⁴, T. Ravenscroft⁵⁵, I. Ravinovich¹⁷¹, M. Raymond³², A.L. Read¹¹⁹,
 N.P. Readioff⁷⁵, M. Reale^{74a,74b}, D.M. Rebuzzi^{121a,121b}, A. Redelbach¹⁷³, G. Redlinger²⁷, R. Reece¹³⁷,
 K. Reeves⁴³, L. Rehnisch¹⁷, J. Reichert¹²², H. Reisin²⁹, C. Rembser³², H. Ren^{35a}, M. Rescigno^{132a},
 S. Resconi^{92a}, O.L. Rezanova^{109,c}, P. Reznicek¹²⁹, R. Rezvani⁹⁵, R. Richter¹⁰¹, S. Richter⁷⁹,
 E. Richter-Was^{40b}, O. Ricken²³, M. Ridel⁸¹, P. Rieck¹⁷, C.J. Riegel¹⁷⁴, J. Rieger⁵⁶, O. Rifki¹¹³,
 M. Rijssenbeek¹⁴⁸, A. Rimoldi^{121a,121b}, M. Rimoldi¹⁸, L. Rinaldi^{22a}, B. Ristic⁵¹, E. Ritsch³², I. Riu¹³,
 F. Rizatdinova¹¹⁴, E. Rizvi⁷⁷, C. Rizzi¹³, S.H. Robertson^{88,l}, A. Robichaud-Veronneau⁸⁸, D. Robinson³⁰,
 J.E.M. Robinson⁴⁴, A. Robson⁵⁵, C. Roda^{124a,124b}, Y. Rodina⁸⁶, A. Rodriguez Perez¹³,
 D. Rodriguez Rodriguez¹⁶⁶, S. Roe³², C.S. Rogan⁵⁸, O. Røhne¹¹⁹, A. Romaniouk⁹⁸, M. Romano^{22a,22b},
 S.M. Romano Saez³⁶, E. Romero Adam¹⁶⁶, N. Rompotis¹³⁸, M. Ronzani⁵⁰, L. Roos⁸¹, E. Ros¹⁶⁶,
 S. Rosati^{132a}, K. Rosbach⁵⁰, P. Rose¹³⁷, O. Rosenthal¹⁴¹, N.-A. Rosien⁵⁶, V. Rossetti^{146a,146b},
 E. Rossi^{104a,104b}, L.P. Rossi^{52a}, J.H.N. Rosten³⁰, R. Rosten¹³⁸, M. Rotaru^{28b}, I. Roth¹⁷¹, J. Rothberg¹³⁸,
 D. Rousseau¹¹⁷, C.R. Royon¹³⁶, A. Rozanov⁸⁶, Y. Rozen¹⁵², X. Ruan^{145c}, F. Rubbo¹⁴³, M.S. Rudolph¹⁵⁸,
 F. Rühr⁵⁰, A. Ruiz-Martinez³¹, Z. Rurikova⁵⁰, N.A. Rusakovich⁶⁶, A. Ruschke¹⁰⁰, H.L. Russell¹³⁸,
 J.P. Rutherford⁷, N. Ruthmann³², Y.F. Ryabov¹²³, M. Rybar¹⁶⁵, G. Rybkin¹¹⁷, S. Ryu⁶, A. Ryzhov¹³⁰,
 G.F. Rzehorz⁵⁶, A.F. Saavedra¹⁵⁰, G. Sabato¹⁰⁷, S. Sacerdoti²⁹, H.F-W. Sadrozinski¹³⁷, R. Sadykov⁶⁶,
 F. Safai Tehrani^{132a}, P. Saha¹⁰⁸, M. Sahinsoy^{59a}, M. Saimpert¹³⁶, T. Saito¹⁵⁵, H. Sakamoto¹⁵⁵,
 Y. Sakurai¹⁷⁰, G. Salamanna^{134a,134b}, A. Salamon^{133a,133b}, J.E. Salazar Loyola^{34b}, D. Salek¹⁰⁷,
 P.H. Sales De Bruin¹³⁸, D. Salihagic¹⁰¹, A. Salnikov¹⁴³, J. Salt¹⁶⁶, D. Salvatore^{39a,39b}, F. Salvatore¹⁴⁹,
 A. Salvucci^{61a}, A. Salzburger³², D. Sammel⁵⁰, D. Sampsonidis¹⁵⁴, A. Sanchez^{104a,104b}, J. Sánchez¹⁶⁶,
 V. Sanchez Martinez¹⁶⁶, H. Sandaker¹¹⁹, R.L. Sandbach⁷⁷, H.G. Sander⁸⁴, M. Sandhoff¹⁷⁴,
 C. Sandoval²¹, R. Sandstroem¹⁰¹, D.P.C. Sankey¹³¹, M. Sannino^{52a,52b}, A. Sansoni⁴⁹, C. Santoni³⁶,
 R. Santonico^{133a,133b}, H. Santos^{126a}, I. Santoyo Castillo¹⁴⁹, K. Sapp¹²⁵, A. Saponov⁶⁶,
 J.G. Saraiva^{126a,126d}, B. Sarrazin²³, O. Sasaki⁶⁷, Y. Sasaki¹⁵⁵, K. Sato¹⁶⁰, G. Sauvage^{5,*}, E. Sauvan⁵,
 G. Savage⁷⁸, P. Savard^{158,d}, N. Savic¹⁰¹, C. Sawyer¹³¹, L. Sawyer^{80,q}, J. Saxon³³, C. Sbarra^{22a},
 A. Sbrizzi^{22a,22b}, T. Scanlon⁷⁹, D.A. Scannicchio¹⁶², M. Scarcella¹⁵⁰, V. Scarfone^{39a,39b},
 J. Schaarschmidt¹⁷¹, P. Schacht¹⁰¹, B.M. Schachtner¹⁰⁰, D. Schaefer³², L. Schaefer¹²², R. Schaefer⁴⁴,
 J. Schaeffer⁸⁴, S. Schaepe²³, S. Schaezel^{59b}, U. Schäfer⁸⁴, A.C. Schaffer¹¹⁷, D. Schaile¹⁰⁰,
 R.D. Schamberger¹⁴⁸, V. Scharf^{59a}, V.A. Schegelsky¹²³, D. Scheirich¹²⁹, M. Schernau¹⁶²,
 C. Schiavi^{52a,52b}, S. Schier¹³⁷, C. Schillo⁵⁰, M. Schioppa^{39a,39b}, S. Schlenker³²,
 K.R. Schmidt-Sommerfeld¹⁰¹, K. Schmieden³², C. Schmitt⁸⁴, S. Schmitt⁴⁴, S. Schmitz⁸⁴,
 B. Schneider^{159a}, U. Schnoor⁵⁰, L. Schoeffel¹³⁶, A. Schoening^{59b}, B.D. Schoenrock⁹¹, E. Schopf²³,
 M. Schott⁸⁴, J. Schovancova⁸, S. Schramm⁵¹, M. Schreyer¹⁷³, N. Schuh⁸⁴, A. Schulte⁸⁴,
 M.J. Schultens²³, H.-C. Schultz-Coulon^{59a}, H. Schulz¹⁷, M. Schumacher⁵⁰, B.A. Schumm¹³⁷,
 Ph. Schune¹³⁶, A. Schwartzman¹⁴³, T.A. Schwarz⁹⁰, H. Schweiger⁸⁵, Ph. Schwemling¹³⁶,
 R. Schwienhorst⁹¹, J. Schwindling¹³⁶, T. Schwindt²³, G. Sciolla²⁵, F. Scuri^{124a,124b}, F. Scutti⁸⁹,
 J. Searcy⁹⁰, P. Seema²³, S.C. Seidel¹⁰⁵, A. Seiden¹³⁷, F. Seifert¹²⁸, J.M. Seixas^{26a}, G. Sekhniaidze^{104a},
 K. Sekhon⁹⁰, S.J. Sekula⁴², D.M. Seliverstov^{123,*}, N. Semprini-Cesari^{22a,22b}, C. Serfon¹¹⁹, L. Serin¹¹⁷,
 L. Serkin^{163a,163b}, M. Sessa^{134a,134b}, R. Seuster¹⁶⁸, H. Severini¹¹³, T. Sfiligoi⁷⁶, F. Sforza³², A. Sfyrla⁵¹,
 E. Shabalina⁵⁶, N.W. Shaikh^{146a,146b}, L.Y. Shan^{35a}, R. Shang¹⁶⁵, J.T. Shank²⁴, M. Shapiro¹⁶,
 P.B. Shatalov⁹⁷, K. Shaw^{163a,163b}, S.M. Shaw⁸⁵, A. Shcherbakova^{146a,146b}, C.Y. Shehu¹⁴⁹, P. Sherwood⁷⁹,
 L. Shi^{151,aj}, S. Shimizu⁶⁸, C.O. Shimmin¹⁶², M. Shimojima¹⁰², M. Shiyakova^{66,ak}, A. Shmeleva⁹⁶,

D. Shoaleh Saadi⁹⁵, M.J. Shochet³³, S. Shojaii^{92a,92b}, S. Shrestha¹¹¹, E. Shulga⁹⁸, M.A. Shupe⁷,
 P. Sicho¹²⁷, A.M. Sickles¹⁶⁵, P.E. Sidebo¹⁴⁷, O. Sidiropoulou¹⁷³, D. Sidorov¹¹⁴, A. Sidoti^{22a,22b},
 F. Siegert⁴⁶, Dj. Sijacki¹⁴, J. Silva^{126a,126d}, S.B. Silverstein^{146a}, V. Simak¹²⁸, Lj. Simic¹⁴, S. Simion¹¹⁷,
 E. Simioni⁸⁴, B. Simmons⁷⁹, D. Simon³⁶, M. Simon⁸⁴, P. Sinervo¹⁵⁸, N.B. Sinev¹¹⁶, M. Sioli^{22a,22b},
 G. Siragusa¹⁷³, S.Yu. Sivoklokov⁹⁹, J. Sjölin^{146a,146b}, M.B. Skinner⁷³, H.P. Skottowe⁵⁸, P. Skubic¹¹³,
 M. Slater¹⁹, T. Slavicek¹²⁸, M. Slawinska¹⁰⁷, K. Sliwa¹⁶¹, R. Slovak¹²⁹, V. Smakhtin¹⁷¹, B.H. Smart⁵,
 L. Smestad¹⁵, J. Smiesko^{144a}, S.Yu. Smirnov⁹⁸, Y. Smirnov⁹⁸, L.N. Smirnova^{99,al}, O. Smirnova⁸²,
 M.N.K. Smith³⁷, R.W. Smith³⁷, M. Smizanska⁷³, K. Smolek¹²⁸, A.A. Snesarev⁹⁶, S. Snyder²⁷,
 R. Sobie^{168,l}, F. Socher⁴⁶, A. Soffer¹⁵³, D.A. Soh¹⁵¹, G. Sokhrannyi⁷⁶, C.A. Solans Sanchez³²,
 M. Solar¹²⁸, E.Yu. Soldatov⁹⁸, U. Soldevila¹⁶⁶, A.A. Solodkov¹³⁰, A. Soloshenko⁶⁶, O.V. Solovyanov¹³⁰,
 V. Solovyev¹²³, P. Sommer⁵⁰, H. Son¹⁶¹, H.Y. Song^{35b,am}, A. Sood¹⁶, A. Sopczak¹²⁸, V. Sopko¹²⁸,
 V. Sorin¹³, D. Sosa^{59b}, C.L. Sotiropoulou^{124a,124b}, R. Soualah^{163a,163c}, A.M. Soukharev^{109,c}, D. South⁴⁴,
 B.C. Sowden⁷⁸, S. Spagnolo^{74a,74b}, M. Spalla^{124a,124b}, M. Spangenberg¹⁶⁹, F. Spanò⁷⁸, D. Sperlich¹⁷,
 F. Spettel¹⁰¹, R. Spighi^{22a}, G. Spigo³², L.A. Spiller⁸⁹, M. Spousta¹²⁹, R.D. St. Denis^{55,*}, A. Stabile^{92a},
 R. Stamen^{59a}, S. Stamm¹⁷, E. Stanecka⁴¹, R.W. Stanek⁶, C. Stanescu^{134a}, M. Stanescu-Bellu⁴⁴,
 M.M. Stanitzki⁴⁴, S. Stapnes¹¹⁹, E.A. Starchenko¹³⁰, G.H. Stark³³, J. Stark⁵⁷, P. Staroba¹²⁷,
 P. Starovoitov^{59a}, S. Stärz³², R. Staszewski⁴¹, P. Steinberg²⁷, B. Stelzer¹⁴², H.J. Stelzer³²,
 O. Stelzer-Chilton^{159a}, H. Stenzel⁵⁴, G.A. Stewart⁵⁵, J.A. Stillings²³, M.C. Stockton⁸⁸, M. Stoebe⁸⁸,
 G. Stoicea^{28b}, P. Stolte⁵⁶, S. Stonjek¹⁰¹, A.R. Stradling⁸, A. Straessner⁴⁶, M.E. Stramaglia¹⁸,
 J. Strandberg¹⁴⁷, S. Strandberg^{146a,146b}, A. Strandlie¹¹⁹, M. Strauss¹¹³, P. Strizenc^{144b}, R. Ströhmer¹⁷³,
 D.M. Strom¹¹⁶, R. Stroynowski⁴², A. Strubig¹⁰⁶, S.A. Stucci²⁷, B. Stugu¹⁵, N.A. Styles⁴⁴, D. Su¹⁴³,
 J. Su¹²⁵, S. Suchek^{59a}, Y. Sugaya¹¹⁸, M. Suk¹²⁸, V.V. Sulin⁹⁶, S. Sultansoy^{4c}, T. Sumida⁶⁹, S. Sun⁵⁸,
 X. Sun^{35a}, J.E. Sundermann⁵⁰, K. Suruliz¹⁴⁹, G. Susinno^{39a,39b}, M.R. Sutton¹⁴⁹, S. Suzuki⁶⁷,
 M. Svatos¹²⁷, M. Swiatlowski³³, I. Sykora^{144a}, T. Sykora¹²⁹, D. Ta⁵⁰, C. Taccini^{134a,134b}, K. Tackmann⁴⁴,
 J. Taenzer¹⁵⁸, A. Taffard¹⁶², R. Tafirout^{159a}, N. Taiblum¹⁵³, H. Takai²⁷, R. Takashima⁷⁰, T. Takeshita¹⁴⁰,
 Y. Takubo⁶⁷, M. Talby⁸⁶, A.A. Talyshev^{109,c}, K.G. Tan⁸⁹, J. Tanaka¹⁵⁵, M. Tanaka¹⁵⁷, R. Tanaka¹¹⁷,
 S. Tanaka⁶⁷, B.B. Tannenwald¹¹¹, S. Tapia Araya^{34b}, S. Tapprogge⁸⁴, S. Tarem¹⁵², G.F. Tartarelli^{92a},
 P. Tas¹²⁹, M. Tasevsky¹²⁷, T. Tashiro⁶⁹, E. Tassi^{39a,39b}, A. Tavares Delgado^{126a,126b}, Y. Tayalati^{135e},
 A.C. Taylor¹⁰⁵, G.N. Taylor⁸⁹, P.T.E. Taylor⁸⁹, W. Taylor^{159b}, F.A. Teischinger³², P. Teixeira-Dias⁷⁸,
 K.K. Temming⁵⁰, D. Temple¹⁴², H. Ten Kate³², P.K. Teng¹⁵¹, J.J. Teoh¹¹⁸, F. Tepel¹⁷⁴, S. Terada⁶⁷,
 K. Terashi¹⁵⁵, J. Terron⁸³, S. Terzo¹⁰¹, M. Testa⁴⁹, R.J. Teuscher^{158,l}, T. Theveneaux-Pelzer⁸⁶,
 J.P. Thomas¹⁹, J. Thomas-Wilsker⁷⁸, E.N. Thompson³⁷, P.D. Thompson¹⁹, A.S. Thompson⁵⁵,
 L.A. Thomsen¹⁷⁵, E. Thomson¹²², M. Thomson³⁰, M.J. Tibbetts¹⁶, R.E. Tise Torres⁸⁶,
 V.O. Tikhomirov^{96,an}, Yu.A. Tikhonov^{109,c}, S. Timoshenko⁹⁸, P. Tipton¹⁷⁵, S. Tisserant⁸⁶,
 K. Todome¹⁵⁷, T. Todorov^{5,*}, S. Todorova-Nova¹²⁹, J. Tojo⁷¹, S. Tokár^{144a}, K. Tokushuku⁶⁷, E. Tolley⁵⁸,
 L. Tomlinson⁸⁵, M. Tomoto¹⁰³, L. Tompkins^{143,ao}, K. Toms¹⁰⁵, B. Tong⁵⁸, E. Torrence¹¹⁶, H. Torres¹⁴²,
 E. Torrò Pastor¹³⁸, J. Toth^{86,ap}, F. Touchard⁸⁶, D.R. Tovey¹³⁹, T. Trefzger¹⁷³, A. Tricoli²⁷,
 I.M. Trigger^{159a}, S. Trincaz-Duvoid⁸¹, M.F. Tripiana¹³, W. Trischuk¹⁵⁸, B. Trocmé⁵⁷, A. Trofymov⁴⁴,
 C. Troncon^{92a}, M. Trotter-McDonald¹⁶, M. Trovatelli¹⁶⁸, L. Truong^{163a,163c}, M. Trzebinski⁴¹,
 A. Trzupek⁴¹, J.C-L. Tseng¹²⁰, P.V. Tsiarehshka⁹³, G. Tsipolitis¹⁰, N. Tsirintanis⁹, S. Tsiskaridze¹³,
 V. Tsiskaridze⁵⁰, E.G. Tskhadadze^{53a}, K.M. Tsui^{61a}, I.I. Tsukerman⁹⁷, V. Tsulaia¹⁶, S. Tsuno⁶⁷,
 D. Tsybychev¹⁴⁸, Y. Tu^{61b}, A. Tudorache^{28b}, V. Tudorache^{28b}, A.N. Tuna⁵⁸, S.A. Tupputi^{22a,22b},
 S. Turchikhin⁶⁶, D. Turecek¹²⁸, D. Turgeman¹⁷¹, R. Turra^{92a,92b}, A.J. Turvey⁴², P.M. Tuts³⁷,
 M. Tyndel¹³¹, G. Uccielli^{22a,22b}, I. Ueda¹⁵⁵, M. Ughetto^{146a,146b}, F. Ukegawa¹⁶⁰, G. Unal³²,
 A. Undrus²⁷, G. Unel¹⁶², F.C. Ungaro⁸⁹, Y. Unno⁶⁷, C. Unverdorben¹⁰⁰, J. Urban^{144b}, P. Urquijo⁸⁹,
 P. Urrejola⁸⁴, G. Usai⁸, A. Usanova⁶³, L. Vacavant⁸⁶, V. Vacek¹²⁸, B. Vachon⁸⁸, C. Valderanis¹⁰⁰,
 E. Valdes Santurio^{146a,146b}, N. Valencic¹⁰⁷, S. Valentineti^{22a,22b}, A. Valero¹⁶⁶, L. Valery¹³, S. Valkar¹²⁹,

J.A. Valls Ferrer¹⁶⁶, W. Van Den Wollenberg¹⁰⁷, P.C. Van Der Deijl¹⁰⁷, H. van der Graaf¹⁰⁷, N. van Eldik¹⁵², P. van Gemmeren⁶, J. Van Nieuwkoop¹⁴², I. van Vulpen¹⁰⁷, M.C. van Woerden³², M. Vanadia^{132a,132b}, W. Vandelli³², R. Vanguri¹²², A. Vaniachine¹³⁰, P. Vankov¹⁰⁷, G. Vardanyan¹⁷⁶, R. Vari^{132a}, E.W. Varnes⁷, T. Varol⁴², D. Varouchas⁸¹, A. Vartapetian⁸, K.E. Varvell¹⁵⁰, J.G. Vasquez¹⁷⁵, F. Vazeille³⁶, T. Vazquez Schroeder⁸⁸, J. Veatch⁵⁶, V. Veeraraghavan⁷, L.M. Veloce¹⁵⁸, F. Veloso^{126a,126c}, S. Veneziano^{132a}, A. Ventura^{74a,74b}, M. Venturi¹⁶⁸, N. Venturi¹⁵⁸, A. Venturini²⁵, V. Vercesi^{121a}, M. Verducci^{132a,132b}, W. Verkerke¹⁰⁷, J.C. Vermeulen¹⁰⁷, A. Vest^{46,aq}, M.C. Vetterli^{142,d}, O. Viazlo⁸², I. Vichou^{165,*}, T. Vickey¹³⁹, O.E. Vickey Boeriu¹³⁹, G.H.A. Viehhauser¹²⁰, S. Viel¹⁶, L. Vigani¹²⁰, M. Villa^{22a,22b}, M. Villaplana Perez^{92a,92b}, E. Vilucchi⁴⁹, M.G. Vincter³¹, V.B. Vinogradov⁶⁶, C. Vittori^{22a,22b}, I. Vivarelli¹⁴⁹, S. Vlachos¹⁰, M. Vlasak¹²⁸, M. Vogel¹⁷⁴, P. Vokac¹²⁸, G. Volpi^{124a,124b}, M. Volpi⁸⁹, H. von der Schmitt¹⁰¹, E. von Toerne²³, V. Vorobel¹²⁹, K. Vorobev⁹⁸, M. Vos¹⁶⁶, R. Voss³², J.H. Vosseveld⁷⁵, N. Vranjes¹⁴, M. Vranjes Milosavljevic¹⁴, V. Vrba¹²⁷, M. Vreeswijk¹⁰⁷, R. Vuillermet³², I. Vukotic³³, Z. Vykydal¹²⁸, P. Wagner²³, W. Wagner¹⁷⁴, H. Wahlberg⁷², S. Wahrmond⁴⁶, J. Wakabayashi¹⁰³, J. Walder⁷³, R. Walker¹⁰⁰, W. Walkowiak¹⁴¹, V. Wallangen^{146a,146b}, C. Wang^{35c}, C. Wang^{35d,86}, F. Wang¹⁷², H. Wang¹⁶, H. Wang⁴², J. Wang⁴⁴, J. Wang¹⁵⁰, K. Wang⁸⁸, R. Wang⁶, S.M. Wang¹⁵¹, T. Wang²³, T. Wang³⁷, W. Wang^{35b}, X. Wang¹⁷⁵, C. Wanotayaroj¹¹⁶, A. Warburton⁸⁸, C.P. Ward³⁰, D.R. Wardrope⁷⁹, A. Washbrook⁴⁸, P.M. Watkins¹⁹, A.T. Watson¹⁹, M.F. Watson¹⁹, G. Watts¹³⁸, S. Watts⁸⁵, B.M. Waugh⁷⁹, S. Webb⁸⁴, M.S. Weber¹⁸, S.W. Weber¹⁷³, J.S. Webster⁶, A.R. Weidberg¹²⁰, B. Weinert⁶², J. Weingarten⁵⁶, C. Weiser⁵⁰, H. Weits¹⁰⁷, P.S. Wells³², T. Wenaus²⁷, T. Wengler³², S. Wenig³², N. Wermes²³, M. Werner⁵⁰, M.D. Werner⁶⁵, P. Werner³², M. Wessels^{59a}, J. Wetter¹⁶¹, K. Whalen¹¹⁶, N.L. Whallon¹³⁸, A.M. Wharton⁷³, A. White⁸, M.J. White¹, R. White^{34b}, D. Whiteson¹⁶², F.J. Wickens¹³¹, W. Wiedenmann¹⁷², M. Wielers¹³¹, P. Wienemann²³, C. Wiglesworth³⁸, L.A.M. Wiik-Fuchs²³, A. Wildauer¹⁰¹, F. Wilk⁸⁵, H.G. Wilkens³², H.H. Williams¹²², S. Williams¹⁰⁷, C. Willis⁹¹, S. Willocq⁸⁷, J.A. Wilson¹⁹, I. Wingerter-Seez⁵, F. Winklmeier¹¹⁶, O.J. Winston¹⁴⁹, B.T. Winter²³, M. Wittgen¹⁴³, J. Wittkowski¹⁰⁰, T.M.H. Wolf¹⁰⁷, M.W. Wolter⁴¹, H. Wolters^{126a,126c}, S.D. Worm¹³¹, B.K. Wosiek⁴¹, J. Wotschack³², M.J. Woudstra⁸⁵, K.W. Wozniak⁴¹, M. Wu⁵⁷, M. Wu³³, S.L. Wu¹⁷², X. Wu⁵¹, Y. Wu⁹⁰, T.R. Wyatt⁸⁵, B.M. Wynne⁴⁸, S. Xella³⁸, D. Xu^{35a}, L. Xu²⁷, B. Yabsley¹⁵⁰, S. Yacoub^{145a}, D. Yamaguchi¹⁵⁷, Y. Yamaguchi¹¹⁸, A. Yamamoto⁶⁷, S. Yamamoto¹⁵⁵, T. Yamanaka¹⁵⁵, K. Yamauchi¹⁰³, Y. Yamazaki⁶⁸, Z. Yan²⁴, H. Yang^{35e}, H. Yang¹⁷², Y. Yang¹⁵¹, Z. Yang¹⁵, W-M. Yao¹⁶, Y.C. Yap⁸¹, Y. Yasu⁶⁷, E. Yatsenko⁵, K.H. Yau Wong²³, J. Ye⁴², S. Ye²⁷, I. Yeletsikh⁶⁶, A.L. Yen⁵⁸, E. Yildirim⁸⁴, K. Yorita¹⁷⁰, R. Yoshida⁶, K. Yoshihara¹²², C. Young¹⁴³, C.J.S. Young³², S. Youssef²⁴, D.R. Yu¹⁶, J. Yu⁸, J.M. Yu⁹⁰, J. Yu⁶⁵, L. Yuan⁶⁸, S.P.Y. Yuen²³, I. Yusuff^{30,ar}, B. Zabinski⁴¹, R. Zaidan^{35d}, A.M. Zaitsev^{130,ae}, N. Zakharchuk⁴⁴, J. Zalieckas¹⁵, A. Zaman¹⁴⁸, S. Zambito⁵⁸, L. Zanello^{132a,132b}, D. Zanzi⁸⁹, C. Zeitnitz¹⁷⁴, M. Zeman¹²⁸, A. Zemla^{40a}, J.C. Zeng¹⁶⁵, Q. Zeng¹⁴³, K. Zengel²⁵, O. Zenin¹³⁰, T. Ženiš^{144a}, D. Zerwas¹¹⁷, D. Zhang⁹⁰, F. Zhang¹⁷², G. Zhang^{35b,am}, H. Zhang^{35c}, J. Zhang⁶, L. Zhang⁵⁰, R. Zhang²³, R. Zhang^{35b,as}, X. Zhang^{35d}, Z. Zhang¹¹⁷, X. Zhao⁴², Y. Zhao^{35d}, Z. Zhao^{35b}, A. Zhemchugov⁶⁶, J. Zhong¹²⁰, B. Zhou⁹⁰, C. Zhou⁴⁷, L. Zhou³⁷, L. Zhou⁴², M. Zhou¹⁴⁸, N. Zhou^{35f}, C.G. Zhu^{35d}, H. Zhu^{35a}, J. Zhu⁹⁰, Y. Zhu^{35b}, X. Zhuang^{35a}, K. Zhukov⁹⁶, A. Zibell¹⁷³, D. Zieminska⁶², N.I. Zimine⁶⁶, C. Zimmermann⁸⁴, S. Zimmermann⁵⁰, Z. Zinonos⁵⁶, M. Zinser⁸⁴, M. Ziolkowski¹⁴¹, L. Živković¹⁴, G. Zobernig¹⁷², A. Zoccoli^{22a,22b}, M. zur Nedden¹⁷, L. Zwalinski³².

¹ Department of Physics, University of Adelaide, Adelaide, Australia

² Physics Department, SUNY Albany, Albany NY, United States of America

³ Department of Physics, University of Alberta, Edmonton AB, Canada

⁴ (a) Department of Physics, Ankara University, Ankara; (b) Istanbul Aydin University, Istanbul; (c)

Division of Physics, TOBB University of Economics and Technology, Ankara, Turkey

- ⁵ LAPP, CNRS/IN2P3 and Université Savoie Mont Blanc, Annecy-le-Vieux, France
- ⁶ High Energy Physics Division, Argonne National Laboratory, Argonne IL, United States of America
- ⁷ Department of Physics, University of Arizona, Tucson AZ, United States of America
- ⁸ Department of Physics, The University of Texas at Arlington, Arlington TX, United States of America
- ⁹ Physics Department, University of Athens, Athens, Greece
- ¹⁰ Physics Department, National Technical University of Athens, Zografou, Greece
- ¹¹ Department of Physics, The University of Texas at Austin, Austin TX, United States of America
- ¹² Institute of Physics, Azerbaijan Academy of Sciences, Baku, Azerbaijan
- ¹³ Institut de Física d'Altes Energies (IFAE), The Barcelona Institute of Science and Technology, Barcelona, Spain, Spain
- ¹⁴ Institute of Physics, University of Belgrade, Belgrade, Serbia
- ¹⁵ Department for Physics and Technology, University of Bergen, Bergen, Norway
- ¹⁶ Physics Division, Lawrence Berkeley National Laboratory and University of California, Berkeley CA, United States of America
- ¹⁷ Department of Physics, Humboldt University, Berlin, Germany
- ¹⁸ Albert Einstein Center for Fundamental Physics and Laboratory for High Energy Physics, University of Bern, Bern, Switzerland
- ¹⁹ School of Physics and Astronomy, University of Birmingham, Birmingham, United Kingdom
- ²⁰ ^(a) Department of Physics, Bogazici University, Istanbul; ^(b) Department of Physics Engineering, Gaziantep University, Gaziantep; ^(d) Istanbul Bilgi University, Faculty of Engineering and Natural Sciences, Istanbul, Turkey; ^(e) Bahcesehir University, Faculty of Engineering and Natural Sciences, Istanbul, Turkey, Turkey
- ²¹ Centro de Investigaciones, Universidad Antonio Narino, Bogota, Colombia
- ²² ^(a) INFN Sezione di Bologna; ^(b) Dipartimento di Fisica e Astronomia, Università di Bologna, Bologna, Italy
- ²³ Physikalisches Institut, University of Bonn, Bonn, Germany
- ²⁴ Department of Physics, Boston University, Boston MA, United States of America
- ²⁵ Department of Physics, Brandeis University, Waltham MA, United States of America
- ²⁶ ^(a) Universidade Federal do Rio De Janeiro COPPE/EE/IF, Rio de Janeiro; ^(b) Electrical Circuits Department, Federal University of Juiz de Fora (UFJF), Juiz de Fora; ^(c) Federal University of Sao Joao del Rei (UFSJ), Sao Joao del Rei; ^(d) Instituto de Fisica, Universidade de Sao Paulo, Sao Paulo, Brazil
- ²⁷ Physics Department, Brookhaven National Laboratory, Upton NY, United States of America
- ²⁸ ^(a) Transilvania University of Brasov, Brasov, Romania; ^(b) National Institute of Physics and Nuclear Engineering, Bucharest; ^(c) National Institute for Research and Development of Isotopic and Molecular Technologies, Physics Department, Cluj Napoca; ^(d) University Politehnica Bucharest, Bucharest; ^(e) West University in Timisoara, Timisoara, Romania
- ²⁹ Departamento de Física, Universidad de Buenos Aires, Buenos Aires, Argentina
- ³⁰ Cavendish Laboratory, University of Cambridge, Cambridge, United Kingdom
- ³¹ Department of Physics, Carleton University, Ottawa ON, Canada
- ³² CERN, Geneva, Switzerland
- ³³ Enrico Fermi Institute, University of Chicago, Chicago IL, United States of America
- ³⁴ ^(a) Departamento de Física, Pontificia Universidad Católica de Chile, Santiago; ^(b) Departamento de Física, Universidad Técnica Federico Santa María, Valparaíso, Chile
- ³⁵ ^(a) Institute of High Energy Physics, Chinese Academy of Sciences, Beijing; ^(b) Department of Modern Physics, University of Science and Technology of China, Anhui; ^(c) Department of Physics, Nanjing University, Jiangsu; ^(d) School of Physics, Shandong University, Shandong; ^(e) Department of Physics and Astronomy, Shanghai Key Laboratory for Particle Physics and Cosmology, Shanghai Jiao

Tong University, Shanghai; (also affiliated with PKU-CHEP); ^(f) Physics Department, Tsinghua University, Beijing 100084, China

³⁶ Laboratoire de Physique Corpusculaire, Clermont Université and Université Blaise Pascal and CNRS/IN2P3, Clermont-Ferrand, France

³⁷ Nevis Laboratory, Columbia University, Irvington NY, United States of America

³⁸ Niels Bohr Institute, University of Copenhagen, Kobenhavn, Denmark

³⁹ ^(a) INFN Gruppo Collegato di Cosenza, Laboratori Nazionali di Frascati; ^(b) Dipartimento di Fisica, Università della Calabria, Rende, Italy

⁴⁰ ^(a) AGH University of Science and Technology, Faculty of Physics and Applied Computer Science, Krakow; ^(b) Marian Smoluchowski Institute of Physics, Jagiellonian University, Krakow, Poland

⁴¹ Institute of Nuclear Physics Polish Academy of Sciences, Krakow, Poland

⁴² Physics Department, Southern Methodist University, Dallas TX, United States of America

⁴³ Physics Department, University of Texas at Dallas, Richardson TX, United States of America

⁴⁴ DESY, Hamburg and Zeuthen, Germany

⁴⁵ Institut für Experimentelle Physik IV, Technische Universität Dortmund, Dortmund, Germany

⁴⁶ Institut für Kern- und Teilchenphysik, Technische Universität Dresden, Dresden, Germany

⁴⁷ Department of Physics, Duke University, Durham NC, United States of America

⁴⁸ SUPA - School of Physics and Astronomy, University of Edinburgh, Edinburgh, United Kingdom

⁴⁹ INFN Laboratori Nazionali di Frascati, Frascati, Italy

⁵⁰ Fakultät für Mathematik und Physik, Albert-Ludwigs-Universität, Freiburg, Germany

⁵¹ Section de Physique, Université de Genève, Geneva, Switzerland

⁵² ^(a) INFN Sezione di Genova; ^(b) Dipartimento di Fisica, Università di Genova, Genova, Italy

⁵³ ^(a) E. Andronikashvili Institute of Physics, Iv. Javakhishvili Tbilisi State University, Tbilisi; ^(b) High Energy Physics Institute, Tbilisi State University, Tbilisi, Georgia

⁵⁴ II Physikalisches Institut, Justus-Liebig-Universität Giessen, Giessen, Germany

⁵⁵ SUPA - School of Physics and Astronomy, University of Glasgow, Glasgow, United Kingdom

⁵⁶ II Physikalisches Institut, Georg-August-Universität, Göttingen, Germany

⁵⁷ Laboratoire de Physique Subatomique et de Cosmologie, Université Grenoble-Alpes, CNRS/IN2P3, Grenoble, France

⁵⁸ Laboratory for Particle Physics and Cosmology, Harvard University, Cambridge MA, United States of America

⁵⁹ ^(a) Kirchhoff-Institut für Physik, Ruprecht-Karls-Universität Heidelberg, Heidelberg; ^(b)

Physikalisches Institut, Ruprecht-Karls-Universität Heidelberg, Heidelberg; ^(c) ZITI Institut für technische Informatik, Ruprecht-Karls-Universität Heidelberg, Mannheim, Germany

⁶⁰ Faculty of Applied Information Science, Hiroshima Institute of Technology, Hiroshima, Japan

⁶¹ ^(a) Department of Physics, The Chinese University of Hong Kong, Shatin, N.T., Hong Kong; ^(b)

Department of Physics, The University of Hong Kong, Hong Kong; ^(c) Department of Physics, The Hong Kong University of Science and Technology, Clear Water Bay, Kowloon, Hong Kong, China

⁶² Department of Physics, Indiana University, Bloomington IN, United States of America

⁶³ Institut für Astro- und Teilchenphysik, Leopold-Franzens-Universität, Innsbruck, Austria

⁶⁴ University of Iowa, Iowa City IA, United States of America

⁶⁵ Department of Physics and Astronomy, Iowa State University, Ames IA, United States of America

⁶⁶ Joint Institute for Nuclear Research, JINR Dubna, Dubna, Russia

⁶⁷ KEK, High Energy Accelerator Research Organization, Tsukuba, Japan

⁶⁸ Graduate School of Science, Kobe University, Kobe, Japan

⁶⁹ Faculty of Science, Kyoto University, Kyoto, Japan

⁷⁰ Kyoto University of Education, Kyoto, Japan

- 71 Department of Physics, Kyushu University, Fukuoka, Japan
- 72 Instituto de Física La Plata, Universidad Nacional de La Plata and CONICET, La Plata, Argentina
- 73 Physics Department, Lancaster University, Lancaster, United Kingdom
- 74 ^(a) INFN Sezione di Lecce; ^(b) Dipartimento di Matematica e Fisica, Università del Salento, Lecce, Italy
- 75 Oliver Lodge Laboratory, University of Liverpool, Liverpool, United Kingdom
- 76 Department of Physics, Jožef Stefan Institute and University of Ljubljana, Ljubljana, Slovenia
- 77 School of Physics and Astronomy, Queen Mary University of London, London, United Kingdom
- 78 Department of Physics, Royal Holloway University of London, Surrey, United Kingdom
- 79 Department of Physics and Astronomy, University College London, London, United Kingdom
- 80 Louisiana Tech University, Ruston LA, United States of America
- 81 Laboratoire de Physique Nucléaire et de Hautes Energies, UPMC and Université Paris-Diderot and CNRS/IN2P3, Paris, France
- 82 Fysiska institutionen, Lunds universitet, Lund, Sweden
- 83 Departamento de Física Teórica C-15, Universidad Autónoma de Madrid, Madrid, Spain
- 84 Institut für Physik, Universität Mainz, Mainz, Germany
- 85 School of Physics and Astronomy, University of Manchester, Manchester, United Kingdom
- 86 CPPM, Aix-Marseille Université and CNRS/IN2P3, Marseille, France
- 87 Department of Physics, University of Massachusetts, Amherst MA, United States of America
- 88 Department of Physics, McGill University, Montreal QC, Canada
- 89 School of Physics, University of Melbourne, Victoria, Australia
- 90 Department of Physics, The University of Michigan, Ann Arbor MI, United States of America
- 91 Department of Physics and Astronomy, Michigan State University, East Lansing MI, United States of America
- 92 ^(a) INFN Sezione di Milano; ^(b) Dipartimento di Fisica, Università di Milano, Milano, Italy
- 93 B.I. Stepanov Institute of Physics, National Academy of Sciences of Belarus, Minsk, Republic of Belarus
- 94 National Scientific and Educational Centre for Particle and High Energy Physics, Minsk, Republic of Belarus
- 95 Group of Particle Physics, University of Montreal, Montreal QC, Canada
- 96 P.N. Lebedev Physical Institute of the Russian Academy of Sciences, Moscow, Russia
- 97 Institute for Theoretical and Experimental Physics (ITEP), Moscow, Russia
- 98 National Research Nuclear University MEPhI, Moscow, Russia
- 99 D.V. Skobeltsyn Institute of Nuclear Physics, M.V. Lomonosov Moscow State University, Moscow, Russia
- 100 Fakultät für Physik, Ludwig-Maximilians-Universität München, München, Germany
- 101 Max-Planck-Institut für Physik (Werner-Heisenberg-Institut), München, Germany
- 102 Nagasaki Institute of Applied Science, Nagasaki, Japan
- 103 Graduate School of Science and Kobayashi-Maskawa Institute, Nagoya University, Nagoya, Japan
- 104 ^(a) INFN Sezione di Napoli; ^(b) Dipartimento di Fisica, Università di Napoli, Napoli, Italy
- 105 Department of Physics and Astronomy, University of New Mexico, Albuquerque NM, United States of America
- 106 Institute for Mathematics, Astrophysics and Particle Physics, Radboud University Nijmegen/Nikhef, Nijmegen, Netherlands
- 107 Nikhef National Institute for Subatomic Physics and University of Amsterdam, Amsterdam, Netherlands
- 108 Department of Physics, Northern Illinois University, DeKalb IL, United States of America

- ¹⁰⁹ Budker Institute of Nuclear Physics, SB RAS, Novosibirsk, Russia
- ¹¹⁰ Department of Physics, New York University, New York NY, United States of America
- ¹¹¹ Ohio State University, Columbus OH, United States of America
- ¹¹² Faculty of Science, Okayama University, Okayama, Japan
- ¹¹³ Homer L. Dodge Department of Physics and Astronomy, University of Oklahoma, Norman OK, United States of America
- ¹¹⁴ Department of Physics, Oklahoma State University, Stillwater OK, United States of America
- ¹¹⁵ Palacký University, RCPTM, Olomouc, Czech Republic
- ¹¹⁶ Center for High Energy Physics, University of Oregon, Eugene OR, United States of America
- ¹¹⁷ LAL, Univ. Paris-Sud, CNRS/IN2P3, Université Paris-Saclay, Orsay, France
- ¹¹⁸ Graduate School of Science, Osaka University, Osaka, Japan
- ¹¹⁹ Department of Physics, University of Oslo, Oslo, Norway
- ¹²⁰ Department of Physics, Oxford University, Oxford, United Kingdom
- ¹²¹ ^(a) INFN Sezione di Pavia; ^(b) Dipartimento di Fisica, Università di Pavia, Pavia, Italy
- ¹²² Department of Physics, University of Pennsylvania, Philadelphia PA, United States of America
- ¹²³ National Research Centre "Kurchatov Institute" B.P.Konstantinov Petersburg Nuclear Physics Institute, St. Petersburg, Russia
- ¹²⁴ ^(a) INFN Sezione di Pisa; ^(b) Dipartimento di Fisica E. Fermi, Università di Pisa, Pisa, Italy
- ¹²⁵ Department of Physics and Astronomy, University of Pittsburgh, Pittsburgh PA, United States of America
- ¹²⁶ ^(a) Laboratório de Instrumentação e Física Experimental de Partículas - LIP, Lisboa; ^(b) Faculdade de Ciências, Universidade de Lisboa, Lisboa; ^(c) Department of Physics, University of Coimbra, Coimbra; ^(d) Centro de Física Nuclear da Universidade de Lisboa, Lisboa; ^(e) Departamento de Física, Universidade do Minho, Braga; ^(f) Departamento de Física Teórica y del Cosmos and CAFPE, Universidad de Granada, Granada (Spain); ^(g) Dep Física and CEFITEC of Faculdade de Ciências e Tecnologia, Universidade Nova de Lisboa, Caparica, Portugal
- ¹²⁷ Institute of Physics, Academy of Sciences of the Czech Republic, Praha, Czech Republic
- ¹²⁸ Czech Technical University in Prague, Praha, Czech Republic
- ¹²⁹ Faculty of Mathematics and Physics, Charles University in Prague, Praha, Czech Republic
- ¹³⁰ State Research Center Institute for High Energy Physics (Protvino), NRC KI, Russia
- ¹³¹ Particle Physics Department, Rutherford Appleton Laboratory, Didcot, United Kingdom
- ¹³² ^(a) INFN Sezione di Roma; ^(b) Dipartimento di Fisica, Sapienza Università di Roma, Roma, Italy
- ¹³³ ^(a) INFN Sezione di Roma Tor Vergata; ^(b) Dipartimento di Fisica, Università di Roma Tor Vergata, Roma, Italy
- ¹³⁴ ^(a) INFN Sezione di Roma Tre; ^(b) Dipartimento di Matematica e Fisica, Università Roma Tre, Roma, Italy
- ¹³⁵ ^(a) Faculté des Sciences Ain Chock, Réseau Universitaire de Physique des Hautes Energies - Université Hassan II, Casablanca; ^(b) Centre National de l'Energie des Sciences Techniques Nucleaires, Rabat; ^(c) Faculté des Sciences Semlalia, Université Cadi Ayyad, LPHEA-Marrakech; ^(d) Faculté des Sciences, Université Mohamed Premier and LPTPM, Oujda; ^(e) Faculté des sciences, Université Mohammed V, Rabat, Morocco
- ¹³⁶ DSM/IRFU (Institut de Recherches sur les Lois Fondamentales de l'Univers), CEA Saclay (Commissariat à l'Energie Atomique et aux Energies Alternatives), Gif-sur-Yvette, France
- ¹³⁷ Santa Cruz Institute for Particle Physics, University of California Santa Cruz, Santa Cruz CA, United States of America
- ¹³⁸ Department of Physics, University of Washington, Seattle WA, United States of America
- ¹³⁹ Department of Physics and Astronomy, University of Sheffield, Sheffield, United Kingdom

- ¹⁴⁰ Department of Physics, Shinshu University, Nagano, Japan
- ¹⁴¹ Fachbereich Physik, Universität Siegen, Siegen, Germany
- ¹⁴² Department of Physics, Simon Fraser University, Burnaby BC, Canada
- ¹⁴³ SLAC National Accelerator Laboratory, Stanford CA, United States of America
- ¹⁴⁴ ^(a) Faculty of Mathematics, Physics & Informatics, Comenius University, Bratislava; ^(b) Department of Subnuclear Physics, Institute of Experimental Physics of the Slovak Academy of Sciences, Kosice, Slovak Republic
- ¹⁴⁵ ^(a) Department of Physics, University of Cape Town, Cape Town; ^(b) Department of Physics, University of Johannesburg, Johannesburg; ^(c) School of Physics, University of the Witwatersrand, Johannesburg, South Africa
- ¹⁴⁶ ^(a) Department of Physics, Stockholm University; ^(b) The Oskar Klein Centre, Stockholm, Sweden
- ¹⁴⁷ Physics Department, Royal Institute of Technology, Stockholm, Sweden
- ¹⁴⁸ Departments of Physics & Astronomy and Chemistry, Stony Brook University, Stony Brook NY, United States of America
- ¹⁴⁹ Department of Physics and Astronomy, University of Sussex, Brighton, United Kingdom
- ¹⁵⁰ School of Physics, University of Sydney, Sydney, Australia
- ¹⁵¹ Institute of Physics, Academia Sinica, Taipei, Taiwan
- ¹⁵² Department of Physics, Technion: Israel Institute of Technology, Haifa, Israel
- ¹⁵³ Raymond and Beverly Sackler School of Physics and Astronomy, Tel Aviv University, Tel Aviv, Israel
- ¹⁵⁴ Department of Physics, Aristotle University of Thessaloniki, Thessaloniki, Greece
- ¹⁵⁵ International Center for Elementary Particle Physics and Department of Physics, The University of Tokyo, Tokyo, Japan
- ¹⁵⁶ Graduate School of Science and Technology, Tokyo Metropolitan University, Tokyo, Japan
- ¹⁵⁷ Department of Physics, Tokyo Institute of Technology, Tokyo, Japan
- ¹⁵⁸ Department of Physics, University of Toronto, Toronto ON, Canada
- ¹⁵⁹ ^(a) TRIUMF, Vancouver BC; ^(b) Department of Physics and Astronomy, York University, Toronto ON, Canada
- ¹⁶⁰ Faculty of Pure and Applied Sciences, and Center for Integrated Research in Fundamental Science and Engineering, University of Tsukuba, Tsukuba, Japan
- ¹⁶¹ Department of Physics and Astronomy, Tufts University, Medford MA, United States of America
- ¹⁶² Department of Physics and Astronomy, University of California Irvine, Irvine CA, United States of America
- ¹⁶³ ^(a) INFN Gruppo Collegato di Udine, Sezione di Trieste, Udine; ^(b) ICTP, Trieste; ^(c) Dipartimento di Chimica, Fisica e Ambiente, Università di Udine, Udine, Italy
- ¹⁶⁴ Department of Physics and Astronomy, University of Uppsala, Uppsala, Sweden
- ¹⁶⁵ Department of Physics, University of Illinois, Urbana IL, United States of America
- ¹⁶⁶ Instituto de Física Corpuscular (IFIC) and Departamento de Física Atómica, Molecular y Nuclear and Departamento de Ingeniería Electrónica and Instituto de Microelectrónica de Barcelona (IMB-CNM), University of Valencia and CSIC, Valencia, Spain
- ¹⁶⁷ Department of Physics, University of British Columbia, Vancouver BC, Canada
- ¹⁶⁸ Department of Physics and Astronomy, University of Victoria, Victoria BC, Canada
- ¹⁶⁹ Department of Physics, University of Warwick, Coventry, United Kingdom
- ¹⁷⁰ Waseda University, Tokyo, Japan
- ¹⁷¹ Department of Particle Physics, The Weizmann Institute of Science, Rehovot, Israel
- ¹⁷² Department of Physics, University of Wisconsin, Madison WI, United States of America
- ¹⁷³ Fakultät für Physik und Astronomie, Julius-Maximilians-Universität, Würzburg, Germany
- ¹⁷⁴ Fakultät für Mathematik und Naturwissenschaften, Fachgruppe Physik, Bergische Universität

Wuppertal, Wuppertal, Germany

¹⁷⁵ Department of Physics, Yale University, New Haven CT, United States of America

¹⁷⁶ Yerevan Physics Institute, Yerevan, Armenia

¹⁷⁷ Centre de Calcul de l'Institut National de Physique Nucléaire et de Physique des Particules (IN2P3), Villeurbanne, France

^a Also at Department of Physics, King's College London, London, United Kingdom

^b Also at Institute of Physics, Azerbaijan Academy of Sciences, Baku, Azerbaijan

^c Also at Novosibirsk State University, Novosibirsk, Russia

^d Also at TRIUMF, Vancouver BC, Canada

^e Also at Department of Physics & Astronomy, University of Louisville, Louisville, KY, United States of America

^f Also at Department of Physics, California State University, Fresno CA, United States of America

^g Also at Department of Physics, University of Fribourg, Fribourg, Switzerland

^h Also at Departament de Física de la Universitat Autònoma de Barcelona, Barcelona, Spain

ⁱ Also at Departamento de Física e Astronomia, Faculdade de Ciências, Universidade do Porto, Portugal

^j Also at Tomsk State University, Tomsk, Russia

^k Also at Università di Napoli Parthenope, Napoli, Italy

^l Also at Institute of Particle Physics (IPP), Canada

^m Also at National Institute of Physics and Nuclear Engineering, Bucharest, Romania

ⁿ Also at Department of Physics, St. Petersburg State Polytechnical University, St. Petersburg, Russia

^o Also at Department of Physics, The University of Michigan, Ann Arbor MI, United States of America

^p Also at Centre for High Performance Computing, CSIR Campus, Rosebank, Cape Town, South Africa

^q Also at Louisiana Tech University, Ruston LA, United States of America

^r Also at Institutio Catalana de Recerca i Estudis Avancats, ICREA, Barcelona, Spain

^s Also at Graduate School of Science, Osaka University, Osaka, Japan

^t Also at Department of Physics, National Tsing Hua University, Taiwan

^u Also at Institute for Mathematics, Astrophysics and Particle Physics, Radboud University Nijmegen/Nikhef, Nijmegen, Netherlands

^v Also at Department of Physics, The University of Texas at Austin, Austin TX, United States of America

^w Also at Institute of Theoretical Physics, Iliia State University, Tbilisi, Georgia

^x Also at CERN, Geneva, Switzerland

^y Also at Georgian Technical University (GTU), Tbilisi, Georgia

^z Also at Ochadai Academic Production, Ochanomizu University, Tokyo, Japan

^{aa} Also at Manhattan College, New York NY, United States of America

^{ab} Also at Hellenic Open University, Patras, Greece

^{ac} Also at Academia Sinica Grid Computing, Institute of Physics, Academia Sinica, Taipei, Taiwan

^{ad} Also at School of Physics, Shandong University, Shandong, China

^{ae} Also at Moscow Institute of Physics and Technology State University, Dolgoprudny, Russia

^{af} Also at Section de Physique, Université de Genève, Geneva, Switzerland

^{ag} Also at Eotvos Lorand University, Budapest, Hungary

^{ah} Also at International School for Advanced Studies (SISSA), Trieste, Italy

^{ai} Also at Department of Physics and Astronomy, University of South Carolina, Columbia SC, United States of America

^{aj} Also at School of Physics and Engineering, Sun Yat-sen University, Guangzhou, China

^{ak} Also at Institute for Nuclear Research and Nuclear Energy (INRNE) of the Bulgarian Academy of Sciences, Sofia, Bulgaria

^{al} Also at Faculty of Physics, M.V.Lomonosov Moscow State University, Moscow, Russia

am Also at Institute of Physics, Academia Sinica, Taipei, Taiwan

an Also at National Research Nuclear University MEPhI, Moscow, Russia

ao Also at Department of Physics, Stanford University, Stanford CA, United States of America

ap Also at Institute for Particle and Nuclear Physics, Wigner Research Centre for Physics, Budapest, Hungary

aq Also at Flensburg University of Applied Sciences, Flensburg, Germany

ar Also at University of Malaya, Department of Physics, Kuala Lumpur, Malaysia

as Also at CPPM, Aix-Marseille Université and CNRS/IN2P3, Marseille, France

* Deceased