



# Search for supersymmetry in the multijet and missing transverse momentum final state in pp collisions at 13 TeV

The CMS Collaboration\*

## Abstract

A search for new physics is performed based on all-hadronic events with large missing transverse momentum produced in proton-proton collisions at  $\sqrt{s} = 13$  TeV. The data sample, corresponding to an integrated luminosity of  $2.3 \text{ fb}^{-1}$ , was collected with the CMS detector at the CERN LHC in 2015. The data are examined in search regions of jet multiplicity, tagged bottom quark jet multiplicity, missing transverse momentum, and the scalar sum of jet transverse momenta. The observed numbers of events in all search regions are found to be consistent with the expectations from standard model processes. Exclusion limits are presented for simplified supersymmetric models of gluino pair production. Depending on the assumed gluino decay mechanism, and for a massless, weakly interacting, lightest neutralino, lower limits on the gluino mass from 1440 to 1600 GeV are obtained, significantly extending previous limits.

*Published in Physics Letters B as doi:10.1016/j.physletb.2016.05.002.*



# 1 Introduction

The standard model (SM) of particle physics successfully describes a wide range of phenomena. However, in the SM, the Higgs boson mass is unstable to higher-order corrections, suggesting that the SM is incomplete. Many extensions to the SM have been proposed to provide a more fundamental theory. Supersymmetry (SUSY) [1–8], one such extension, postulates that each SM particle is paired with a SUSY partner from which it differs in spin by one-half unit. As examples, squarks and gluinos are the SUSY partners of quarks and gluons, respectively, while neutralinos  $\tilde{\chi}^0$  (charginos  $\tilde{\chi}^\pm$ ) arise from a mixture of the SUSY partners of neutral (charged) Higgs and electroweak gauge bosons. Radiative corrections involving SUSY particles can compensate the contributions from SM particles and thereby stabilize the Higgs boson mass. For this cancellation to be “natural” [9–12], the top squark, bottom squark, and gluino must have masses on the order of a few TeV or less, possibly allowing them to be produced at the CERN LHC.

Amongst SUSY processes, gluino pair production, typically yielding four or more hadronic jets in the final state, has the largest potential cross section, making it an apt channel for early SUSY searches in the recently started LHC Run 2. Furthermore, in R-parity [13] conserving SUSY models, as are considered here, the lightest SUSY particle (LSP) is stable and assumed to be weakly interacting, leading to potentially large undetected, or “missing”, transverse momentum. Supersymmetry events at the LHC might thus be characterized by significant missing transverse momentum, numerous jets, and — in the context of natural SUSY — jets initiated by top and bottom quarks.

This Letter describes a search for gluino pair production in the all-hadronic final state. The data, corresponding to an integrated luminosity of  $2.3 \text{ fb}^{-1}$  of proton-proton collisions at a center-of-mass energy of  $\sqrt{s} = 13 \text{ TeV}$ , were collected with the CMS detector in 2015, the initial year of the LHC Run 2. Recent searches for gluino pair production at  $\sqrt{s} = 8 \text{ TeV}$ , based on data collected in LHC Run 1, are presented in Refs. [14–16]. Because of the large mass scales and their all-hadronic nature, the targeted SUSY events are expected to exhibit large values of  $H_T$ , where  $H_T$  is the scalar sum of the transverse momenta ( $p_T$ ) of the jets. As a measure of missing transverse momentum, we use the variable  $H_T^{\text{miss}}$ , which is the magnitude of the vector sum of the jet  $p_T$ . We present a general search for gluino pair production leading to final states with large  $H_T$ , large  $H_T^{\text{miss}}$ , and large jet multiplicity. The data are examined in bins of  $N_{\text{jet}}$ ,  $N_{\text{b-jet}}$ ,  $H_T$ , and  $H_T^{\text{miss}}$ , where  $N_{\text{jet}}$  is the number of jets and  $N_{\text{b-jet}}$  the number of tagged bottom quark jets (b jets). The search is performed in exclusive bins of these four observables.

We consider SUSY scenarios in the context of four simplified models [17–20] of new particle production. Diagrams for the four models are shown in Fig. 1. Simplified models contain the minimal particle content to represent a topological configuration. As SUSY production scenarios, the four simplified models can be interpreted as follows. In the first scenario, shown in Fig. 1 (upper left), gluino pair production is followed by the decay of each gluino to a bottom quark and an off-shell bottom squark. The off-shell bottom squark decays to a bottom quark and the LSP, where the LSP is assumed to be the lightest neutralino  $\tilde{\chi}_1^0$  and to escape detection, leading to significant  $H_T^{\text{miss}}$ . The second scenario, shown in Fig. 1 (upper right), is the same as the first scenario except with top quarks and off-shell top squarks in place of the bottom quarks and squarks. The third scenario, shown in Fig. 1 (lower left), is the corresponding situation with gluino decay to a light-flavored quark and off-shell-squark: up, down, strange, and charm with equal probability, for each gluino separately. In the fourth scenario, shown in Fig. 1 (lower right), also based on gluino pair production, each gluino similarly decays to a light-flavored quark and corresponding off-shell squark. The off-shell squark decays to a quark

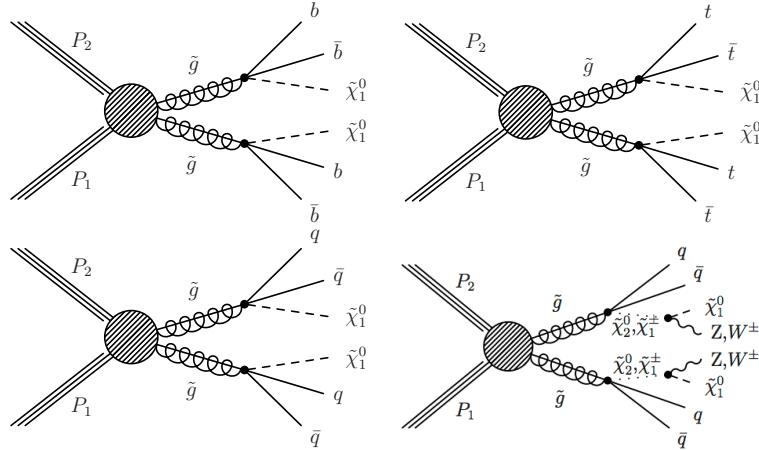


Figure 1: Event diagrams for the new-physics scenarios considered in this study: the (upper left) T1bbbb, (upper right) T1tttt, (lower left) T1qqqq, and (lower right) T5qqqqVV simplified models. For the T5qqqqVV model, the quark  $q$  and antiquark  $\bar{q}$  do not have the same flavor if the gluino  $\tilde{g}$  decays as  $\tilde{g} \rightarrow q\bar{q}\tilde{\chi}_1^\pm$ , with  $\tilde{\chi}_1^\pm$  a chargino.

and to either the next-to-lightest neutralino  $\tilde{\chi}_2^0$  or the lightest chargino  $\tilde{\chi}_1^\pm$ . The probability for the decay to proceed via the  $\tilde{\chi}_2^0$ ,  $\tilde{\chi}_1^+$ , or  $\tilde{\chi}_1^-$ , integrated over the event sample, is 1/3 for each possibility. The  $\tilde{\chi}_2^0$  ( $\tilde{\chi}_1^\pm$ ) subsequently decays to the  $\tilde{\chi}_1^0$  LSP and to a on- or off-shell  $Z$  ( $W^\pm$ ) boson. We refer to the four simplified models as the T1bbbb, T1tttt, T1qqqq, and T5qqqqVV scenarios, respectively [21]. Thus the first two scenarios explicitly presume either bottom or top squark production. The latter two scenarios represent more inclusive situations and provide complementary sensitivity to top squark production for large values of  $N_{\text{jet}}$ . We assume all SUSY particles other than the gluino, the LSP, and — for the T5qqqqVV models — the  $\tilde{\chi}_2^0$  and  $\tilde{\chi}_1^\pm$ , to be too heavy to be directly produced, and the gluino to be short-lived.

The principal sources of background arise from the SM production of top quarks, a  $W$  or  $Z$  boson in association with jets ( $W$ +jets or  $Z$ +jets events), and multiple jets through the strong interaction. We refer to the latter class of background as quantum chromodynamics (QCD) multijet events. The events with top quarks mostly arise from top quark-antiquark ( $t\bar{t}$ ) production, but also from single top quark processes. The  $W$  and  $Z$  bosons in  $W$ +jets and  $Z$ +jets events can be either on- or off-shell. For top quark and  $W$ +jets events, significant  $H_T^{\text{miss}}$  can arise if a  $W$  boson decays leptonically, producing a neutrino and an undetected charged lepton, while  $Z$ +jets events can exhibit significant  $H_T^{\text{miss}}$  if the  $Z$  boson decays to two neutrinos. For QCD multijet events, significant  $H_T^{\text{miss}}$  can arise if the event contains a charm or bottom quark that undergoes a semileptonic decay, but the principal source of  $H_T^{\text{miss}}$  is the mismeasurement of jet  $p_T$ .

This study combines and extends search strategies developed for the analysis of CMS data collected at  $\sqrt{s} = 8$  TeV, specifically the study of Ref. [22], which examined data in bins of  $N_{b\text{-jet}}$  but not  $N_{\text{jet}}$  and proved to be sensitive to the T1bbbb scenario, and the study of Ref. [23], which examined data in bins of  $N_{\text{jet}}$  but not  $N_{b\text{-jet}}$  and proved to be sensitive to the T1tttt, T1qqqq, and T5qqqqVV scenarios. Here, the two approaches are combined in a unified framework to yield a more comprehensive and inclusive study with improved sensitivity.

## 2 Detector, trigger, and event reconstruction

The CMS detector is built around a superconducting solenoid of 6 m internal diameter, providing a magnetic field of 3.8 T. Within the solenoid volume are a silicon pixel and strip tracker, a lead tungstate crystal electromagnetic calorimeter (ECAL), and a brass and scintillator hadron calorimeter (HCAL). The ECAL and HCAL, each composed of a barrel and two endcap sections, extend over a pseudorapidity range  $|\eta| < 3.0$ . Forward calorimeters on each side of the interaction point encompass  $3.0 < |\eta| < 5.0$ . The tracking detectors cover  $|\eta| < 2.5$ . Muons are measured within  $|\eta| < 2.4$  by gas-ionization detectors embedded in the steel flux-return yoke outside the solenoid. The detector is nearly hermetic, permitting accurate measurements of  $H_T^{\text{miss}}$ . A more detailed description of the CMS detector, together with a definition of the coordinate system and relevant kinematic variables, is given in Ref. [24].

Signal event candidates are recorded using trigger conditions based on thresholds on  $H_T$  and missing transverse momentum. The trigger efficiency, which exceeds 98% following application of the event selection criteria described below, is measured in data and is accounted for in the analysis. Separate data samples requiring the presence of either charged leptons or photons are used for the determination of backgrounds from SM processes, as discussed below.

Physics objects are defined using the particle-flow (PF) algorithm [25, 26], which reconstructs and identifies individual particles through an optimized combination of information from different detector components. The PF candidates are classified as photons, charged hadrons, neutral hadrons, electrons [27], or muons [28]. Additional quality criteria are imposed on electron and muon candidates. For example, more restrictive conditions are placed on the ECAL shower shape and on the ratio of energies deposited in the HCAL and ECAL for electron candidates, and on the matching of track segments between the silicon tracker and muon detector for muon candidates. The event primary vertex is taken to be the reconstructed vertex with the largest sum of charged-track  $p_T^2$  values and is required to lie within 24 cm (2 cm) of the center of the detector in the direction along (perpendicular to) the beam axis. Charged tracks from extraneous pp interactions within the same or a nearby bunch crossing (“pileup”) are removed [29]. The PF objects serve as input for jet reconstruction, based on the anti- $k_T$  algorithm [30, 31] with a distance parameter of 0.4. Jet quality criteria as described in Ref. [32] are applied to eliminate, for example, spurious events caused by calorimeter noise. Contributions to an individual jet’s  $p_T$  from pileup interactions are subtracted [33], and corrections are applied as a function of jet  $p_T$  and  $\eta$  to account for residual effects of nonuniform detector response [34]. Jets must have  $p_T > 30$  GeV.

The identification of b jets is performed by applying the combined secondary vertex algorithm (CSVv2) at the medium working point [35] to reconstructed jets. The b tagging efficiency is measured both in a data sample of multijet events with a reconstructed muon, and in a data sample of  $t\bar{t}$  events, with consistent results, and the probability to misidentify a light-flavor quark or gluon jet as a b jet in a data sample of inclusive multijet events, all as a function of jet  $p_T$  and  $\eta$ . The signal efficiency for b jets (misidentification probability for light-flavor quark or gluon jets) is approximately 55% (1.6%) for jets with  $p_T \approx 30$  GeV. The corresponding misidentification probability for a charm quark jet is estimated from simulation to be 12%.

Electrons and muons are required to be isolated in order to reduce background from events with bottom and charm quarks. The isolation criterion is based on the variable  $I$ , which is the scalar  $p_T$  sum of all PF charged hadrons, neutral hadrons, and photons within a cone of radius  $R = \sqrt{(\Delta\phi)^2 + (\Delta\eta)^2}$  around the lepton direction, divided by the lepton  $p_T$ , where  $\phi$  is the azimuthal angle. The sum excludes the lepton under consideration and is corrected for the contribution of pileup [29]. The cone radius is  $R = 0.2$  (0.05) for lepton  $p_T \leq 50$  GeV

(>200 GeV), and  $R = 10 \text{ GeV}/p_T$  for  $50 \leq p_T \leq 200 \text{ GeV}$ . The reason for the decrease in  $R$  with increasing lepton  $p_T$  is to account for the increased collimation of the lepton parent particle's decay products as the object's Lorentz boost increases. We require  $I < 0.1$  ( $< 0.2$ ) for electrons (muons).

Charged tracks not identified as an isolated electron or muon are also subjected to an isolation criterion. To be considered an isolated charged-particle track, the scalar sum of charged-track  $p_T$  values (excluding the track under consideration) in a cone of radius  $R = 0.3$  around the track direction, divided by the track  $p_T$ , must be less than 0.2 if the track is identified by the PF procedure as an electron or muon, and less than 0.1 otherwise.

### 3 Event selection and search regions

The following requirements define the selection criteria for signal event candidates:

- $N_{\text{jet}} \geq 4$ , where the jets must satisfy  $|\eta| < 2.4$ ; we require at least four jets because of our focus on gluino pair production;
- $H_T > 500 \text{ GeV}$ , where  $H_T$  is the scalar  $p_T$  sum of jets with  $|\eta| < 2.4$ ;
- $H_T^{\text{miss}} > 200 \text{ GeV}$ , where  $H_T^{\text{miss}}$  is the magnitude of  $\vec{H}_T^{\text{miss}}$ , the negative of the vector  $p_T$  sum of jets with  $|\eta| < 5$ ; the  $\eta$  range is extended in this case so that  $\vec{H}_T^{\text{miss}}$  better represents the total missing transverse momentum in an event;
- no identified, isolated electron or muon candidate with  $p_T > 10 \text{ GeV}$ ; electron (muon) candidates are restricted to  $|\eta| < 2.5$  ( $< 2.4$ );
- no isolated charged-particle track with  $|\eta| < 2.4$ ,  $m_T < 100 \text{ GeV}$ , and  $p_T > 10 \text{ GeV}$  ( $p_T > 5 \text{ GeV}$  if the track is identified as an electron or muon candidate by the PF algorithm), where  $m_T$  is the transverse mass [36] formed from the  $\vec{p}_T^{\text{miss}}$  and isolated-track  $p_T$  vector, with  $\vec{p}_T^{\text{miss}}$  the negative of the vector  $p_T$  sum of all PF objects;
- $\Delta\phi_{H_T^{\text{miss}}, j_i} > 0.5$  ( $> 0.3$ ) for the two highest  $p_T$  jets  $j_1$  and  $j_2$  (the next two highest  $p_T$  jets  $j_3$  and  $j_4$ ), with  $\Delta\phi_{H_T^{\text{miss}}, j_i}$  the angle between  $\vec{H}_T^{\text{miss}}$  and the  $p_T$  vector of jet  $j_i$ .

The isolated-track requirement eliminates events with a hadronically decaying  $\tau$  lepton, as well as isolated electrons or muons in cases where the lepton is not identified; the  $m_T$  requirement restricts this veto to tracks consistent with a W boson decay in order to minimize the impact on signal efficiency. For all-hadronic events,  $\vec{p}_T^{\text{miss}}$  and  $\vec{H}_T^{\text{miss}}$  are similar, but  $\vec{H}_T^{\text{miss}}$  is less susceptible to uncertainties in the modeling of soft energy deposits. We choose  $\vec{p}_T^{\text{miss}}$  for the  $m_T$  calculation for consistency with previous practice. The  $\Delta\phi_{H_T^{\text{miss}}, j_i}$  requirements reduce the background from QCD multijet processes, for which  $\vec{H}_T^{\text{miss}}$  is usually aligned along a jet direction.

The search is performed in the following exclusive intervals of the four search variables:

- $N_{\text{jet}}$ : 4–6, 7–8,  $\geq 9$ ;
- $N_{\text{b-jet}}$ : 0, 1, 2,  $\geq 3$ ;
- $H_T$ : 500–800, 800–1200,  $\geq 1200 \text{ GeV}$ ;
- $H_T^{\text{miss}}$ : 200–500, 500–750,  $\geq 750 \text{ GeV}$ .

Bins with both  $H_T < 800 \text{ GeV}$  and  $H_T^{\text{miss}} > 750 \text{ GeV}$  are discarded because events with  $H_T^{\text{miss}} \gtrsim H_T$  are very likely to be background. Additionally, for  $500 < H_T^{\text{miss}} < 750 \text{ GeV}$ , an expanded interval  $500 < H_T < 1200 \text{ GeV}$  is used, and for  $H_T^{\text{miss}} > 750 \text{ GeV}$  a single interval  $H_T > 800 \text{ GeV}$ , because of the low expected number of signal events at large  $H_T^{\text{miss}}$ . The six search intervals in

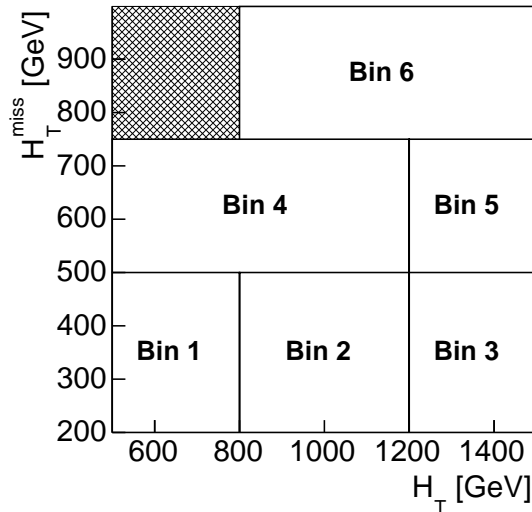


Figure 2: Schematic illustration of the search intervals in the  $H_T^{\text{miss}}$  versus  $H_T$  plane. Each of the six  $H_T$  and  $H_T^{\text{miss}}$  intervals is examined in three  $N_{\text{jet}}$  and four  $N_{\text{b-jet}}$  bins for a total of 72 search regions.

the  $H_T^{\text{miss}}$  versus  $H_T$  plane are illustrated schematically in Fig. 2. The total number of search regions is 72.

A breakdown of the efficiency at different stages of the selection process for three representative signal models is given in Appendix A.

## 4 Event simulation

The background is mostly evaluated using data control regions, as described below (Section 5). Simulated samples of SM events are used to construct and validate the procedures and to estimate a few of the smaller background components. The MADGRAPH5\_aMC@NLO 2.2.2 [37] event generator at leading order is used to simulate  $t\bar{t}$ ,  $W$ +jets,  $Z$ +jets,  $\gamma$ +jets, and QCD multijet events. This same generator at next-to-leading (NLO) order is used to describe single top events in the  $s$  channel, events with dibosons ( $WW$ ,  $ZZ$ , and  $WH$  production, etc., with  $H$  a Higgs boson), and rare processes ( $t\bar{t}W$ ,  $t\bar{t}Z$ , and  $WWZ$  production, etc.), except  $WW$  events in which both  $W$  bosons decay leptonically are described with the POWHEG v1.0 [38–42] program at NLO. Single top events in the  $t$  and  $tW$  channels are also described with POWHEG at NLO. Simulation of the detector response is based on the GEANT4 [43] package. The simulated samples are normalized using the most accurate cross section calculations currently available [37, 41, 42, 44–52], generally with NLO or next-to-NLO accuracy.

Signal  $T1bbbb$ ,  $T1tttt$ ,  $T1qqqq$ , and  $T5qqqqVV$  events are generated for a range of gluino  $m_{\tilde{g}}$  and LSP  $m_{\tilde{\chi}_1^0}$  mass values, with  $m_{\tilde{\chi}_1^0} < m_{\tilde{g}}$ . For the  $T5qqqqVV$  model, the masses of the intermediate  $\tilde{\chi}_2^0$  and  $\tilde{\chi}_1^\pm$  states are taken to be the mean of  $m_{\tilde{\chi}_1^0}$  and  $m_{\tilde{g}}$ . The signal samples are generated with the MADGRAPH5\_aMC@NLO program at leading order, with up to two partons present in addition to the gluino pair. The decays of the gluino are described with a pure phase-space matrix element [53]. The signal production cross sections are computed [54–58] with NLO plus next-to-leading-logarithm (NLL) accuracy. To reduce computational requirements, the detector is modeled with the CMS fast simulation program [59, 60], which yields consistent results compared with the GEANT4-based simulation, except that we apply a correction of 1%

to account for differences in the efficiency of the jet quality requirements [32], and corrections of 3–10% to account for differences in the b jet tagging efficiency.

The NNPDF3.0LO [61] parton distribution functions (PDF) are used for the simulated samples generated at leading order, and the NNPDF3.0NLO [61] PDFs for the samples generated at NLO. All simulated samples use the PYTHIA 8.2 [53] program to describe parton showering and hadronization. To model the effects of pileup, the simulated events are generated with a nominal distribution of pp interactions per bunch crossing and then reweighted to match the corresponding distribution in data.

Table 1: Summary of systematic uncertainties that affect the signal event selection efficiency. The results are averaged over all search regions. The variations correspond to different signal models and choices of the gluino and LSP masses.

Item	Relative uncertainty (%)
Trigger efficiency	0.5–1.1
Pileup reweighting	0.1–0.5
Jet quality requirements	1.0
Renormalization and factorization scales	0.1–3.0
Initial-state radiation	0.02–10.0
Jet energy scale	0.5–4.0
Isolated lepton and track vetoes (T1tttt and T5qqqqVV only)	2.0
Total	1.5–11.0

We evaluate systematic uncertainties in the signal model predictions. Those that are relevant for the selection efficiency are listed in Table 1. The uncertainty associated with the renormalization and factorization scales is determined by varying each scale independently by factors of 2.0 and 0.5 [62, 63]. An uncertainty related to the modeling of initial-state radiation (ISR) is determined by comparing the simulated and measured  $p_T$  spectra of the system recoiling against the ISR jets in  $t\bar{t}$  events, using the technique described in Ref. [64]. The two spectra are observed to agree. The statistical precision of the comparison is used to define an uncertainty of 15% (30%) for  $400 < p_T < 600$  GeV ( $p_T > 600$  GeV), while no uncertainty is deemed necessary for  $p_T < 400$  GeV. The uncertainties associated with the renormalization and factorization scales, and with ISR, integrated over all search regions, typically lie below 0.1% but can be as large as 1–3%, and 3–10%, respectively, for  $m_{\tilde{\chi}_1^0} \sim m_{\tilde{g}}$  (we use the notation  $m_{\tilde{\chi}_1^0} \sim m_{\tilde{g}}$  to mean  $m_{\tilde{\chi}_1^0} + 2m_\chi \approx m_{\tilde{g}}$ , with  $m_\chi$  the bottom quark mass, the top quark mass, or the mass of the “V” boson, respectively, for the T1bbbb, T1tttt, and T5qqqqVV models; for the T1qqqq model,  $m_{\tilde{\chi}_1^0} \sim m_{\tilde{g}}$  means  $m_{\tilde{\chi}_1^0} \approx m_{\tilde{g}}$ ). The uncertainty associated with the jet energy scale is evaluated as a function of jet  $p_T$  and  $\eta$ . Note that the isolated lepton and track vetoes have a minimal impact on the T1bbbb and T1qqqq models because events in these models rarely contain an isolated lepton, and that the associated uncertainty is negligible ( $\lesssim 0.1\%$ ).

We also evaluate systematic uncertainties in the signal predictions related to the b jet tagging and misidentification efficiencies and to the statistical uncertainties in the signal event samples. These sources of uncertainty do not affect the signal efficiency but can potentially alter the signal distribution shapes. Similarly, the sources of systematic uncertainty associated with the trigger efficiency, pileup reweighting, renormalization and factorization scales, ISR, and jet energy scale can affect the shapes of the signal distributions. These potential changes in shape, i.e., migration of events between search regions, are accounted for in the limit-setting procedure described in Section 6.

The systematic uncertainty in the determination of the integrated luminosity is 4.6%.



## 5 Background evaluation

In this section, we describe the evaluation of the background from SM processes. This evaluation relies on data control regions (CRs) selected using similar criteria to the search regions. Signal events may contribute to the CRs. The impact of this “signal contamination” on the final results is evaluated in the context of each individual SUSY model, as described in Section 6. However, the level of signal contamination is negligible for all CRs except those used to evaluate the top quark and  $W$ +jets background (Section 5.1), and is nonnegligible only for the T1tttt and T5qqqqVV models. The level of signal contamination for these nonnegligible cases is discussed in Sections 5.1.1 and 5.1.2.

### 5.1 Background from top quark and $W$ +jets events

Background from SM  $t\bar{t}$ , single top quark, and  $W$ +jets events arises when a  $W$  boson decays leptonically, yielding a neutrino (thus, genuine  $H_T^{\text{miss}}$ ) and a non-vetoed charged lepton. The non-vetoed lepton can be an electron or muon (including from  $\tau$  lepton decay) that does not satisfy the identification requirements of Section 3 (so-called “lost leptons”), or it can be a hadronically decaying  $\tau$  lepton.

#### 5.1.1 Lost-lepton background

Lost-lepton background can arise if an electron or muon lies outside the analysis acceptance, is not isolated, or is not reconstructed. The lost-lepton background is evaluated following the procedures established in Refs. [23, 65, 66]. Briefly, single-lepton CRs are selected by inverting the electron and muon vetoes. Each CR event is entered into one of the 72 search regions with a weight that represents the probability for a lost-lepton event to appear with the corresponding values of  $H_T$ ,  $H_T^{\text{miss}}$ ,  $N_{\text{jet}}$ , and  $N_{\text{b-jet}}$ .

The CRs are selected by requiring events to satisfy the criteria of Section 3 except exactly one isolated electron or muon must be present and the isolated-track veto is not applied. The transverse mass formed from the  $\vec{p}_T^{\text{miss}}$  and lepton  $p_T$  vector is required to satisfy  $m_T < 100$  GeV: this requirement is effective at identifying SM events, which primarily arise from leptonic  $W$  boson decay, while reducing signal contamination. After applying this requirement, the fraction of CR events due to T1tttt (T5qqqqVV) signal contamination is generally negligible, viz.,  $\lesssim 0.1\%$ , but it can be as high as around 30–40% (5–20%) for the largest values of  $N_{\text{jet}}$ ,  $N_{\text{b-jet}}$ ,  $H_T$ , and/or  $H_T^{\text{miss}}$ , depending on  $m_{\tilde{g}}$  and  $m_{\tilde{\chi}_1^0}$ . The weights, accounting for the probability for a lepton to be “lost”, are determined from the  $t\bar{t}$ ,  $W$ +jets, single top quark, and rare process simulations through evaluation of the efficiency of the acceptance, reconstruction, and isolation requirements as a function of  $H_T$ ,  $H_T^{\text{miss}}$ ,  $N_{\text{jet}}$ , lepton  $p_T$ , and other kinematic variables. Since the efficiencies are parametrized in terms of kinematic and topological quantities, the method is insensitive to the specific mix of processes, i.e., it does not require the relative fractions of  $t\bar{t}$ , single top, and  $W$ +jets events in the CRs to be the same as in the search regions (nonetheless, these fractions agree to within less than 1% in simulation). A correction derived from data is applied to the weights to account for the trigger efficiency, while corrections from simulation account for contamination due to nonprompt electrons, contamination due to dilepton events in which one of the leptons is lost, and the selection efficiency of the  $m_T$  requirement. Corresponding efficiencies are evaluated for dileptonic events in which both leptons are lost. This latter source of background is predicted to account for  $< 2\%$  of the total lost-lepton background. Finally, a correction is applied to account for the selection efficiency of the isolated-track veto.

The weighted distributions of the search variables, summed over the events in the CRs, define the lost-lepton background prediction. The procedure is performed separately for single-

electron and single-muon events. The two independent predictions yield consistent results and are averaged to obtain the final lost-lepton background prediction. The method is validated with a closure test, namely by determining the ability of the method, applied to simulated samples, to predict correctly the true number of background events. The results of the closure test are shown in the upper plot of Fig. 3. As a check, we repeated the closure test after varying the fractions of  $t\bar{t}$ , single top, and  $W$ +jets events, with no discernible change in the outcome.

The dominant uncertainties in the lost-lepton background prediction are statistical, due to the limited number of CR events in the most sensitive search regions. As a systematic uncertainty, we take the larger of the observed nonclosure in Fig. 3 (upper plot) or the statistical uncertainty in the nonclosure, for each search region, where “nonclosure” refers to the difference between the solid points and histogram. Additional systematic uncertainties are assigned based on a comparison between data and simulation of the lepton reconstruction, lepton isolation, and isolated track veto efficiencies. Within the statistical precision, there are no such differences observed, and the statistical uncertainty in the respective comparison is assigned as a systematic uncertainty. Uncertainties in the acceptance associated with the PDFs, including those related to the renormalization and factorization scales, are evaluated by varying the PDF sets used to produce the simulated samples. These uncertainties are defined by the maximum deviations observed from 100 variations of the NNPDF3.0LO PDFs for  $t\bar{t}$  and  $W$ +jets events. The uncertainty in the jet energy correction is propagated to  $\vec{p}_T^{\text{miss}}$ , and the resulting change in the  $m_T$  selection efficiency is used to define a systematic uncertainty. Small systematic uncertainties related to the purity of the electron and muon CRs and to the statistical uncertainties in the simulated efficiencies are also evaluated.

### 5.1.2 Hadronically decaying $\tau$ lepton background

To evaluate the background due to  $W$  bosons that decay to a neutrino and a hadronically decaying  $\tau$  lepton ( $\tau_h$ ), we employ a template method [23, 65, 66]. The  $\tau_h$  background is determined from a single-muon CR, composed almost entirely of  $t\bar{t}$ , single top quark, and  $W$ +jets events, selected using a trigger that requires  $H_T > 350$  GeV and at least one muon candidate with  $p_T > 15$  GeV. The CR events are required to contain exactly one identified muon with  $p_T > 20$  GeV and  $|\eta| < 2.1$ . Since  $\mu$ +jets and  $\tau_h$ +jets production arise from the same underlying process, the hadronic component of the events is expected to be the same aside from the response of the detector to a  $\mu$  or  $\tau_h$ . The muon  $p_T$  in the single-muon CR is smeared according to the response functions (“templates”) derived from  $t\bar{t}$  and  $W$ +jets simulation. The templates express the expected visible- $p_T$  distribution of a  $\tau_h$  candidate as a function of the true  $\tau$ -lepton  $p_T$  value, taken to be the measured muon  $p_T$ . The fraction of T1tttt (T5qqqqVV) events in the CR due to signal contamination is generally  $\lesssim 0.1\%$ , but can be as large as around 15–25% (4–8%) for the largest values of  $N_{\text{jet}}$ ,  $N_{\text{b-jet}}$ ,  $H_T$ , and/or  $H_T^{\text{miss}}$ , depending on  $m_{\tilde{g}}$  and  $m_{\tilde{\chi}_1^0}$ .

Following the smearing, the values of  $H_T$ ,  $H_T^{\text{miss}}$ ,  $N_{\text{jet}}$ , and  $N_{\text{b-jet}}$  are calculated for the CR event, and the selection criteria of Section 3 are applied. The misidentification probability for a  $\tau_h$  jet to be erroneously identified as a  $b$  jet is taken into account. Corrections are applied to account for the trigger efficiency, the acceptance and efficiency of the  $\mu$  selection, and the ratio of branching fractions  $BF(W \rightarrow \tau_h \nu) / BF(W \rightarrow \mu \nu) = 0.65$  [67]. The resulting event yield provides the  $\tau_h$  background estimate. The method is validated with a closure test, whose results are shown in the lower plot of Fig. 3. Systematic uncertainties are assigned based on the level of closure, as described for the lost-lepton background. Other systematic uncertainties are associated with the muon acceptance, the response functions, and the misidentification rate of  $\tau_h$  jets as  $b$  jets. The dominant uncertainty, as for the lost-lepton background, arises from the limited number of events in the CR.

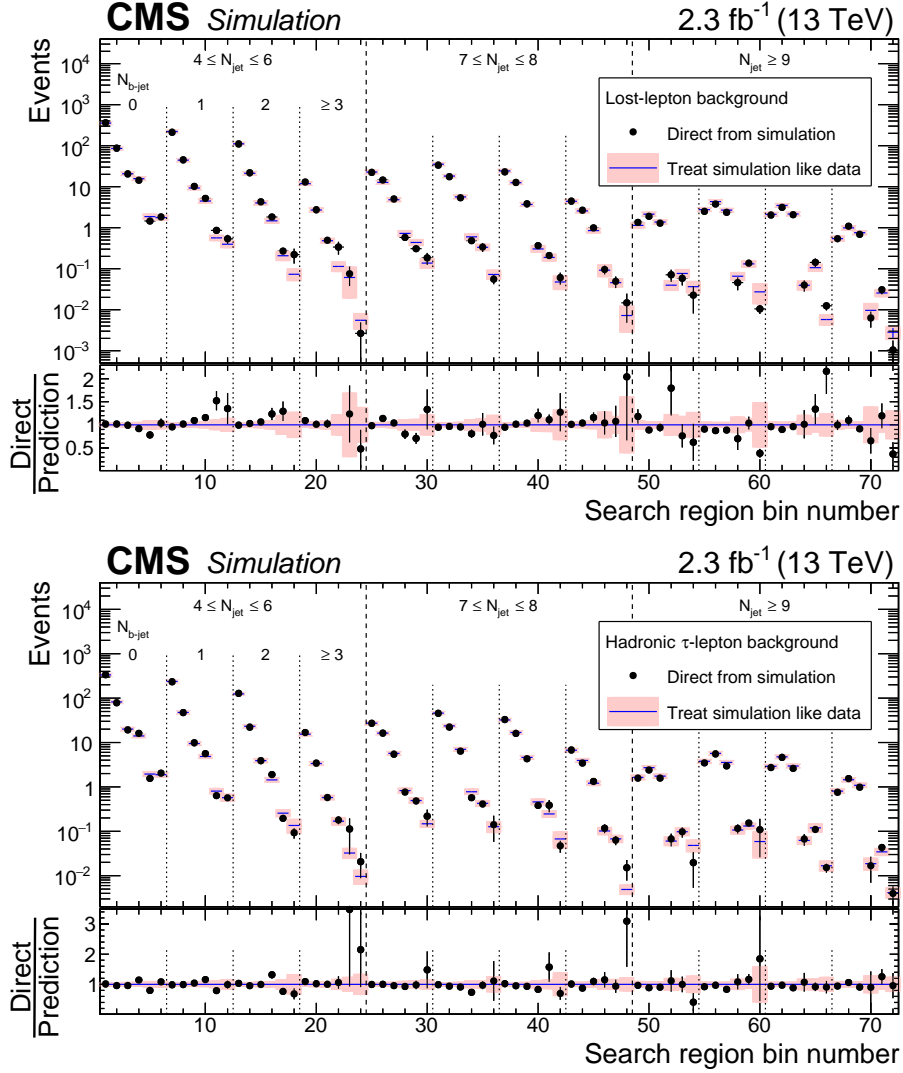


Figure 3: (upper plot) The lost-lepton background in the 72 search regions of the analysis as determined directly from  $t\bar{t}$ , single top quark, W+jets, diboson, and rare-event simulation (points, with statistical uncertainties) and as predicted by applying the lost-lepton background determination procedure to simulated electron and muon control samples (histograms, with statistical uncertainties). The lower panel shows the same results following division by the predicted value, where bins without markers have ratio values outside the scale of the plot. (lower plot) The corresponding simulated results for the background from hadronically decaying  $\tau$  leptons. For both plots, the six results within each region delineated by dashed lines correspond sequentially to the six regions of  $H_T$  and  $H_T^{\text{miss}}$  indicated in Fig. 2.

## 5.2 Background from $Z \rightarrow \nu\bar{\nu}$ events

A straightforward method to evaluate the background from  $Z$ +jets events with  $Z \rightarrow \nu\bar{\nu}$  consists of selecting  $Z$ +jets events with  $Z \rightarrow \ell^+\ell^-$  ( $\ell = e, \mu$ ), removing the  $\ell^+$  and  $\ell^-$  to emulate the  $Z \rightarrow \nu\bar{\nu}$  process, and applying the event selection criteria of Section 3. The resulting efficiency-corrected event yields can be directly translated into a prediction for the  $Z \rightarrow \nu\bar{\nu}$  background through multiplication by the known ratio of branching fractions [67]. A limitation of this procedure is the small  $Z \rightarrow \ell^+\ell^-$  branching fraction in relation to that for  $Z \rightarrow \nu\bar{\nu}$ .

An alternative approach is to exploit the similarity between  $Z$  boson radiation and the more copious radiation of photons by selecting  $\gamma$ +jets events, removing the photon from the event, and applying the selection criteria of Section 3. The  $\gamma$ +jets process differs from the  $Z$ +jets process because of threshold effects associated with the  $Z$  boson mass and because of the different couplings of  $Z$  bosons and photons to up- and down-type quarks. These differences are generally well understood and described adequately with simulation.

Our evaluation of the  $Z \rightarrow \nu\bar{\nu}$  background utilizes both approaches. A  $\gamma$ +jets CR is selected using a trigger that requires  $H_T > 500$  GeV and photon  $p_T > 90$  GeV. A  $Z$ +jets CR with  $Z \rightarrow \ell^+\ell^-$  is selected using a trigger that requires  $H_T > 350$  GeV and at least one electron or muon with  $p_T > 15$  GeV. Fits as described in Refs. [23] and [22] are used to extract the prompt-photon and  $Z$  boson yields, respectively. Because of current limitations in the simulations for the theoretical modeling of  $\gamma$ +jets versus  $Z$ +jets production with heavy flavor jets, we restrict the use of  $\gamma$ +jets events to the 18 search regions with  $N_{\text{b-jet}} = 0$ . The  $Z \rightarrow \ell^+\ell^-$  sample, integrated over  $H_T$  and  $H_T^{\text{miss}}$  because of the limited statistical precision, is used to extrapolate the  $N_{\text{b-jet}} = 0$  results to the  $N_{\text{b-jet}} > 0$  search regions.

The  $\gamma$ +jets analysis is similar to that presented in Ref. [23]. We predict the number  $N_{Z \rightarrow \nu\bar{\nu}}^{\text{pred}}$  of  $Z(\rightarrow \nu\bar{\nu})$ +jets events contributing to each  $N_{\text{b-jet}} = 0$  search region from the number  $N_\gamma^{\text{data}}$  of events in the corresponding  $N_{\text{jet}}, H_T$ , and  $H_T^{\text{miss}}$  bin of the  $\gamma$ +jets CR:

$$N_{Z \rightarrow \nu\bar{\nu}}^{\text{pred}} \Big|_{N_{\text{b-jet}}=0} = \rho \mathcal{R}_{Z \rightarrow \nu\bar{\nu}/\gamma}^{\text{sim}} \beta_\gamma^{\text{data}} N_\gamma^{\text{data}}, \quad (1)$$

where  $\beta_\gamma^{\text{data}}$  is the purity of the CR, determined from the fit [23] to data, and  $\mathcal{R}_{Z \rightarrow \nu\bar{\nu}/\gamma}^{\text{sim}}$  the ratio from simulation (“sim”) of the numbers of  $Z(\rightarrow \nu\bar{\nu})$ +jets events to  $\gamma$ +jets events, with the  $\gamma$ +jets term obtained from a leading-order MADGRAPH5\_aMC@NLO calculation. Corrections are applied to account for efficiency differences between the data and simulation and for an angular cutoff in the simulation that controls the singularity associated with soft collinear radiative corrections. The factor  $\rho$  [23] in Eq. (1), defined as

$$\rho = \frac{\mathcal{R}_{Z \rightarrow \ell^+\ell^-/\gamma}^{\text{data}}}{\mathcal{R}_{Z \rightarrow \ell^+\ell^-/\gamma}^{\text{sim}}} = \frac{N_{Z \rightarrow \ell^+\ell^-}^{\text{data}}}{N_\gamma^{\text{data}}} \frac{N_\gamma^{\text{sim}}}{N_{Z \rightarrow \ell^+\ell^-}^{\text{sim}}}, \quad (2)$$

uses the  $Z \rightarrow \ell^+\ell^-$  CR to account for potential differences in the  $\mathcal{R}_{Z \rightarrow \nu\bar{\nu}/\gamma}$  factor between simulation and data, such as those expected due to missing higher-order terms in the  $\gamma$ +jets calculation, and is found to have a value of 0.92 (taken to be constant), with uncertainties, deduced from linear fits to projections onto each dimension, that vary with  $N_{\text{jet}}, H_T$ , and  $H_T^{\text{miss}}$  between 8 and 60%.

For search regions with  $N_{b\text{-jet}} > 0$ , the  $Z \rightarrow \nu\bar{\nu}$  background estimate is

$$\left(N_{Z \rightarrow \nu\bar{\nu}}^{\text{pred}}\right)_{j,b,k} = \left(N_{Z \rightarrow \nu\bar{\nu}}^{\text{pred}}\right)_{j,0,k} \mathcal{F}_{j,b} \quad (3)$$

$$\mathcal{F}_{j,b} = \left[ \left(N_{Z \rightarrow \ell^+\ell^-}^{\text{data}} - \beta_{\ell\ell}^{\text{data}}\right)_{0,b} / \left(N_{Z \rightarrow \ell^+\ell^-}^{\text{data}} - \beta_{\ell\ell}^{\text{data}}\right)_{0,0} \right] \mathcal{J}_{j,b} \quad (4)$$

$$\mathcal{J}_{j,b} = N_{j,b}^{\text{model}} / N_{0,b}^{\text{model}}, \quad (5)$$

where  $j$ ,  $b$ , and  $k$  are bin indices (numbered from zero) for the  $N_{\text{jet}}$ ,  $N_{b\text{-jet}}$ , and kinematic (i.e.,  $H_T$  and  $H_T^{\text{miss}}$ ) variables, respectively. For example,  $j = 0$  ( $b = 3$ ) corresponds to  $N_{\text{jet}} = 4\text{--}6$  ( $N_{b\text{-jet}} \geq 3$ ), while  $k = 0$  denotes ‘‘Bin 1’’ of Fig. 2. The first term on the right-hand side of Eq. (3) is obtained from Eq. (1). The  $N_{b\text{-jet}}$  extrapolation factor  $\mathcal{F}$  [Eq. (4)] is obtained from the fitted  $Z \rightarrow \ell^+\ell^-$  yields, with data-derived corrections  $\beta_{\ell\ell}^{\text{data}}$  to account for the  $N_{b\text{-jet}}$ -dependent purity. Other efficiencies cancel in the ratio. The dependence of the  $N_{b\text{-jet}}$  shape of  $\mathcal{F}$  on  $N_{\text{jet}}$  is described with the factor  $\mathcal{J}$  [Eq. (5)], which is determined using a model estimate  $N_{j,b}^{\text{model}}$  because of the limited statistical precision of the  $Z \rightarrow \ell^+\ell^-$  data. The model uses the results of the  $Z \rightarrow \ell^+\ell^-$  simulation for the central value of  $\mathcal{J}$ . Based on simulation studies, we determine corresponding upper and lower bounds to define a systematic uncertainty. As a lower bound on  $\mathcal{J}$ , we set  $N_{j,b}^{\text{model}} = N_{0,b}^{\text{model}}$ , i.e.,  $\mathcal{J}_{j,b} = 1$  in Eq. (4). In this limit  $\mathcal{F}$  is independent of  $N_{\text{jet}}$ , corresponding to a factorization of the mechanisms to produce bottom quark jets and additional jets. As an upper bound, we take  $N_{j,b}^{\text{model}} = \sum_{N_{\text{jet}} \in j, N_{b\text{-jet}} \in b} \mathcal{B}(N_{b\text{-jet}} | N_{\text{jet}}; p)$ , where  $\mathcal{B}$  is a binomial distribution, with  $p$  the probability for a jet to be tagged as a  $b$  jet. In both simulation and data we find  $p$  to be independent of  $N_{\text{jet}}$ . This binomial behavior would be expected should all tagged  $b$  jets be erroneous, i.e., not initiated by  $b$  quarks, or should the production of quarks in the hadron shower not depend on flavor except via a scale factor that is absorbed into the empirical factor  $p$ . With respect to a systematic uncertainty, the factorization and binomial extrapolations represent opposite extremes. The binomial assumption is validated in simulation; the result  $p = 0.062 \pm 0.007$  is obtained from a fit to the data, of which  $\simeq 0.02$  is attributable to light-parton or charm quark jets erroneously identified as  $b$  jets. The resulting systematic uncertainties in  $\mathcal{J}$  range from a few percent to  $\approx 60\%$ , depending on  $N_{\text{jet}}$  and  $N_{b\text{-jet}}$ .

A closure test of the method is presented in Fig. 4. The shaded bands represent the systematic uncertainty (10–20%, depending on  $N_{b\text{-jet}}$ ) arising from our treatment of  $\mathcal{F}$  as independent of the kinematic parameters, combined with the statistical uncertainty of the  $Z(\rightarrow \ell^+\ell^-)$ +jets simulation.

Rare processes such as  $t\bar{t}Z$  and  $V(V)Z$  ( $V = W$  or  $Z$ ) production can contribute to the background. We add the expectations for these processes, obtained from simulation, to the background predicted from the procedure described above. Note that processes with a  $Z$  boson and a  $Z \rightarrow \gamma$  counterpart are already accounted for in  $N_{\gamma}^{\text{data}}$  and largely cancel in the  $\mathcal{R}_{Z \rightarrow \nu\bar{\nu}/\gamma}$  ratio. For search regions with  $N_{b\text{-jet}} \geq 2$ , the contribution of  $t\bar{t}Z$  events is found to be comparable to that from  $Z$ +jets events, with an uncertainty of  $\approx 50\%$ , consistent with the rate and uncertainty for  $t\bar{t}Z$  events found in Ref. [68].

Besides the uncertainty related to the  $N_{b\text{-jet}}$  extrapolation, discussed above, systematic uncertainties associated with the statistical precision of the simulation, the photon reconstruction efficiency, the photon and dilepton purities, and the  $\rho \mathcal{R}_{Z \rightarrow \nu\bar{\nu}/\gamma}^{\text{sim}}$  term are evaluated. Of these, the  $\rho \mathcal{R}_{Z \rightarrow \nu\bar{\nu}/\gamma}^{\text{sim}}$  term (10–60%) dominates the overall uncertainty except in the highest ( $N_{\text{jet}}$ ,  $N_{b\text{-jet}}$ ) search regions where the overall uncertainty is dominated by the statistical precision of the simulation (70–110%) and by the uncertainty in the  $Z \rightarrow \ell^+\ell^-$  purity (40%). The underlying source of the leading systematic uncertainties is the limited number of events in the CR.

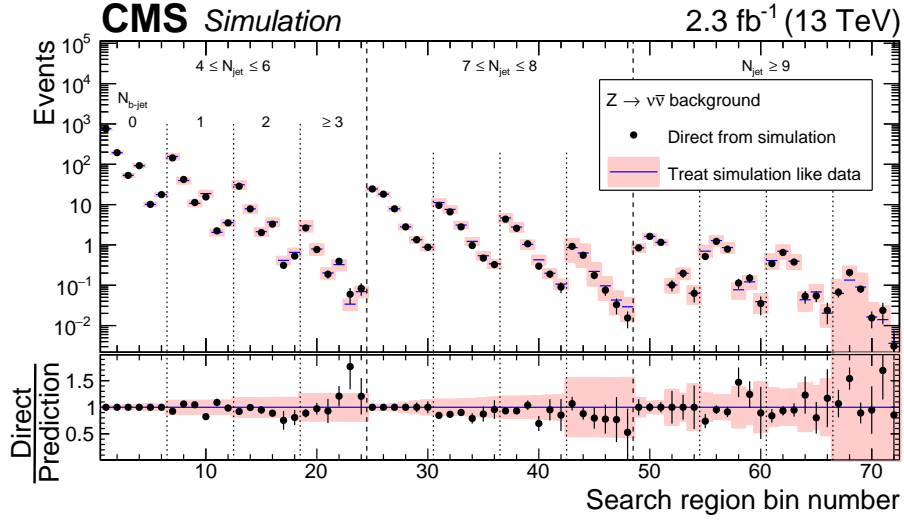


Figure 4: The  $Z \rightarrow \nu\bar{\nu}$  background in the 72 search regions of the analysis as determined directly from  $Z(\rightarrow \nu\bar{\nu})$ +jets and  $t\bar{t}Z$  simulation (points), and as predicted by applying the  $Z \rightarrow \nu\bar{\nu}$  background determination procedure to statistically independent  $Z(\rightarrow \ell^+\ell^-)$ +jets simulated event samples (histogram). For bins corresponding to  $N_{b\text{-jet}} = 0$ , the agreement is exact by construction. The lower panel shows the ratio between the true and predicted yields. For both the upper and lower panels, the shaded regions indicate the quadrature sum of the systematic uncertainty associated with the dependence of  $\mathcal{F}$  on the kinematic parameters ( $H_T$  and  $H_T^{\text{miss}}$ ) and the statistical uncertainty of the simulated sample. The labeling of the search regions is the same as in Fig. 3.

### 5.3 Background from QCD multijet events

To evaluate the background associated with QCD multijet production, we select a QCD dominated CR by inverting the  $\Delta\phi_{H_T^{\text{miss}}, j_i}$  requirements, i.e., by requiring at least one of the four highest  $p_T$  jets in an event to fail the respective  $\Delta\phi_{H_T^{\text{miss}}, j_i}$  selection criterion listed in Section 3. The resulting sample is called the “low- $\Delta\phi$ ” CR. The QCD background in each search region is given by the product of the observed event yield in the corresponding region of the low- $\Delta\phi$  CR multiplied by a factor  $R^{\text{QCD}}$  expressing the ratio of the expected QCD multijet background in the respective signal and low- $\Delta\phi$  regions, taking into account the contributions from non-QCD SM processes. The non-QCD SM contributions to the low- $\Delta\phi$  CR, which correspond to around 14% of the events in this CR, are evaluated using the techniques described above for the top quark,  $W$ +jets, and  $Z$ +jets backgrounds, except with the inverted  $\Delta\phi_{H_T^{\text{miss}}, j_i}$  requirements. The  $R^{\text{QCD}}$  terms are determined primarily from data, as described below. The procedure is analogous to that used in Refs. [22, 69] to evaluate the QCD multijet background.

The  $R^{\text{QCD}}$  factor increases with  $N_{\text{jet}}$  but is found empirically to have a negligible dependence on  $N_{b\text{-jet}}$  for a given  $N_{\text{jet}}$  value. We therefore divide the  $4 \leq N_{\text{jet}} \leq 6$  search region into three exclusive bins:  $N_{\text{jet}} = 4, 5$ , and  $6$ . Once this is done, there is no dependence of  $R^{\text{QCD}}$  on  $N_{b\text{-jet}}$ . Similarly, we divide the  $200 \leq H_T^{\text{miss}} \leq 500$  GeV search region into two bins:  $200 < H_T^{\text{miss}} < 300$  GeV and  $300 < H_T^{\text{miss}} < 500$  GeV; the first of these two bins is enhanced in QCD background events, both in the low- $\Delta\phi$  and signal samples. The  $H_T$ ,  $H_T^{\text{miss}}$ , and  $N_{\text{jet}}$  dependence of  $R^{\text{QCD}}$  is modeled as:

$$R_{i,j,k}^{\text{QCD}} = K_{H_T,i}^{\text{data}} S_{H_T^{\text{miss}},j}^{\text{sim}} S_{N_{\text{jet}},k}^{\text{data}} \quad (6)$$

where  $i$ ,  $j$ , and  $k$  are bin indices. The  $K_{H_T,i}^{\text{data}}$  term is the ratio of the expected number of QCD

multijet events in the search region to that in the low- $\Delta\phi$  region for  $H_T$  bin  $i$  in the first  $H_T^{\text{miss}}$  and  $N_{\text{jet}}$  bins. The  $S_{H_T^{\text{miss},j}}^{\text{sim}}$  term represents a correction for  $H_T^{\text{miss}}$  bin  $j$  with respect to the first  $H_T^{\text{miss}}$  bin, and the  $S_{N_{\text{jet},k}}^{\text{data}}$  term a correction for  $N_{\text{jet}}$  bin  $k$  with respect to the first  $N_{\text{jet}}$  bin. The  $K_{H_T,i}^{\text{data}}$  and  $S_{N_{\text{jet},k}}^{\text{data}}$  terms are determined from a fit to data in the  $200 < H_T^{\text{miss}} < 300$  GeV bin, with the non-QCD SM background taken into account. The  $S_{H_T^{\text{miss},j}}^{\text{sim}}$  terms are taken from the QCD multijet simulation. Based on studies of the differing contributions of events in which the jet with the largest  $p_T$  mismeasurement is or is not amongst the four highest  $p_T$  jets, uncertainties of 50, 100, and 100% are assigned to the  $H_T^{\text{miss}}$  300–500, 500–750, and  $\geq 750$  GeV bins, respectively, to account for potential differences between data and simulation in the  $S_{H_T^{\text{miss},j}}$  factors. Weighted results for  $R^{\text{QCD}}$  are calculated when recombining the  $H_T^{\text{miss}}$  and  $N_{\text{jet}}$  results to correspond to the nominal search regions. Figure 5 presents closure test results for the method.

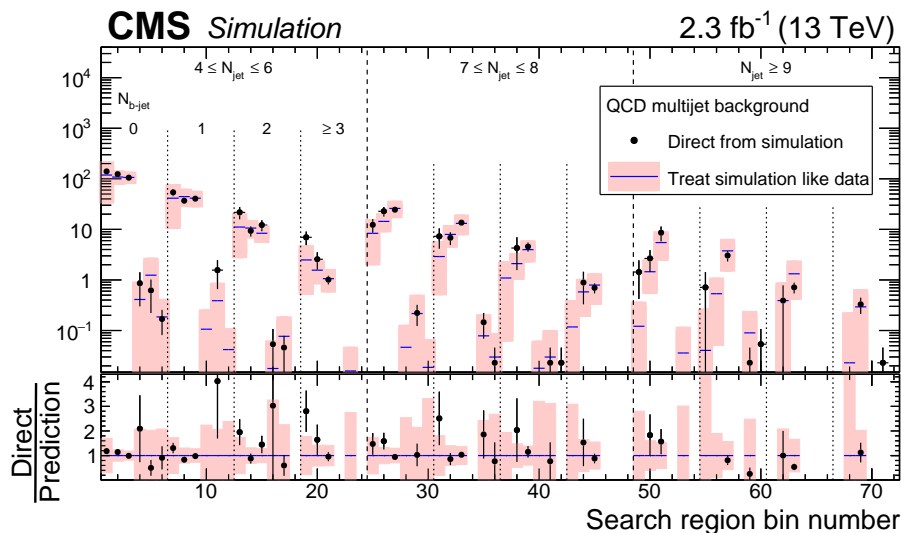


Figure 5: The QCD multijet background in the 72 search regions of the analysis as determined directly from QCD multijet simulation (points, with statistical uncertainties) and as predicted by applying the QCD multijet background determination procedure to simulated event samples (histograms, with statistical and systematic uncertainties added in quadrature). The lower panel shows the same results following division by the predicted value. The labeling of the search regions is the same as in Fig. 3. Bins without markers have no events in the control regions. No result is given in the lower panel if the value of the prediction is zero.

For the lowest  $H_T^{\text{miss}}$  search region, the uncertainty in the prediction of the QCD multijet background is dominated by the uncertainties in  $K_{H_T,i}^{\text{data}}$  and  $S_{N_{\text{jet},k}}^{\text{data}}$ , which themselves are mostly due to uncertainties in the non-QCD SM background in the search regions. For the two higher  $H_T^{\text{miss}}$  search regions, the uncertainty in  $S_{H_T^{\text{miss},j}}^{\text{sim}}$  and the limited statistical precision of the low- $\Delta\phi$  CR dominate the uncertainty. The uncertainties related to potential nonclosure (Fig. 5) are either small in comparison or statistical in nature and are not considered.

## 6 Results and interpretation

The observed numbers of events in the 72 search regions are shown in Fig. 6 in comparison to the summed predictions for the SM backgrounds, with numerical values tabulated in Appendix B. The predicted background is observed to be statistically compatible with the data for all 72 regions. Therefore, we do not observe evidence for new physics.

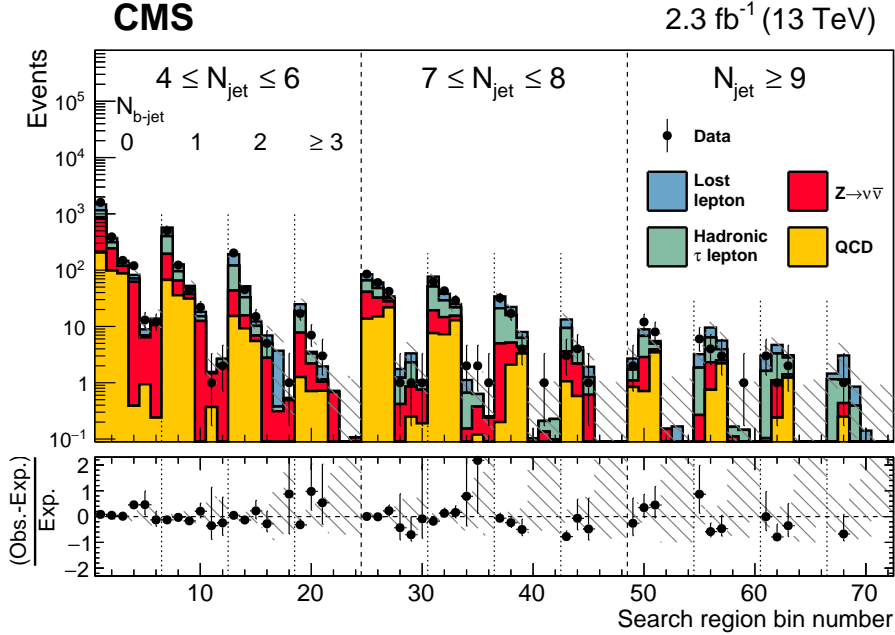


Figure 6: Observed numbers of events and corresponding prefit SM background predictions in the 72 search regions of the analysis, with fractional differences shown in the lower panel. The shaded regions indicate the total uncertainties in the background predictions. The labeling of the search regions is the same as in Fig. 3.

Figure 7 presents one-dimensional projections of the results in  $H_T^{\text{miss}}$  or  $H_T$  after criteria are imposed, as indicated in the legends, to select intervals of the search region parameter space particularly sensitive to the T1bbbb, T1tttt, T1qqqq, or T5qqqqVV scenario. In each case, example distributions are shown for two signal scenarios not excluded by our Run 1 studies [22, 23]. These scenarios, one with  $m_{\tilde{g}} \gg m_{\tilde{\chi}_1^0}$  and one with  $m_{\tilde{\chi}_1^0} \sim m_{\tilde{g}}$ , lie well within the parameter space excluded by the present analysis (see below).

A likelihood fit to data is used to set limits on the production cross sections of the signal scenarios. The fitted parameters are the SUSY signal strength, the yields of the four background classes indicated in Fig. 6, and various nuisance parameters. The limits are determined as a function of  $m_{\tilde{\chi}_1^0}$  and  $m_{\tilde{g}}$ . The likelihood function is the product of Poisson probability density functions, one for each search region, and constraint terms that account for uncertainties in the background predictions and signal yields. These uncertainties are treated as nuisance parameters with log-normal probability density functions. Correlations are taken into account where appropriate. The signal model uncertainties associated with the renormalization and factorization scales, ISR, the jet energy scale, the b jet tagging, and the statistical fluctuations vary substantially with the event kinematics and are evaluated as a function of  $m_{\tilde{\chi}_1^0}$  and  $m_{\tilde{g}}$ . The test statistic is  $q_\mu = -2 \ln(\mathcal{L}_\mu / \mathcal{L}_{\text{max}})$ , where  $\mathcal{L}_{\text{max}}$  is the maximum likelihood determined by allowing all parameters including the SUSY signal strength  $\mu$  to vary, and  $\mathcal{L}_\mu$  is the maximum likelihood for a fixed signal strength. To set limits, we use asymptotic results for the test statistic [70] and the  $\text{CL}_s$  method described in Refs. [71, 72]. More details are provided in Refs. [15, 73].

We proceed to evaluate 95% confidence level (CL) upper limits on the signal cross sections. The NLO+NLL cross section is used as a reference to evaluate corresponding 95% CL exclusion curves. In addition to the observed limits, expected limits are derived by evaluating the expected Poisson fluctuations around the predicted numbers of background events when eval-



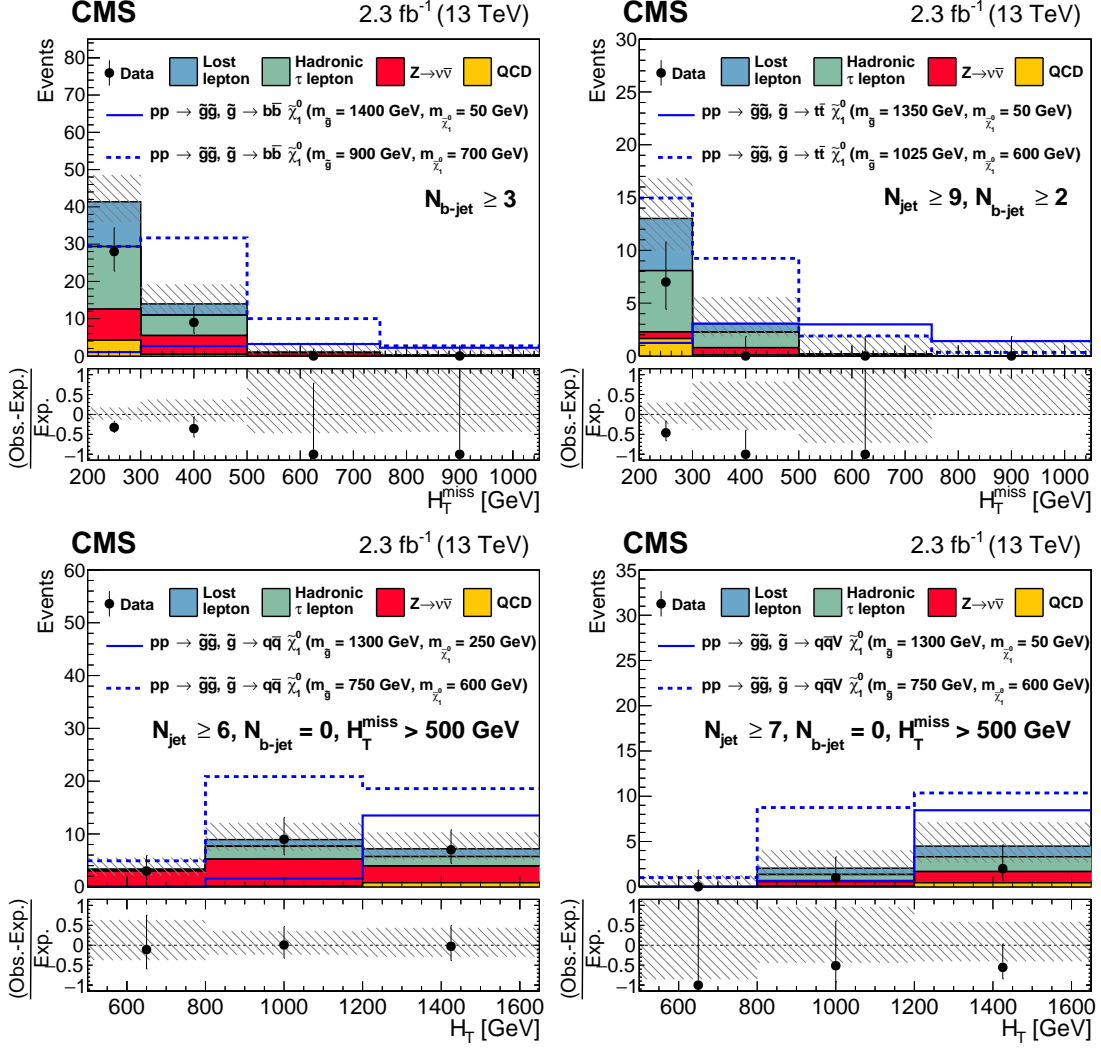


Figure 7: Observed numbers of events and corresponding SM background predictions for intervals of the search region parameter space particularly sensitive to the (upper left) T1bbbb, (upper right) T1tttt, (lower left) T1qqqq, and (lower right) T5qqqqVV scenarios. The selection requirements are given in the figure legends. The hatched regions indicate the total uncertainties in the background predictions. The (unstacked) results for two example signal scenarios are shown in each instance, one with  $m_{\tilde{g}} \gg m_{\tilde{\chi}_1^0}$  and the other with  $m_{\tilde{\chi}_1^0} \sim m_{\tilde{g}}$ . Note that for purposes of presentation, the four-bin scheme discussed in Section 5.3 is used for the  $H_T^{\text{miss}}$  variable. For the T1tttt model, the rightmost bin contains both zero predicted background events and zero observed events.

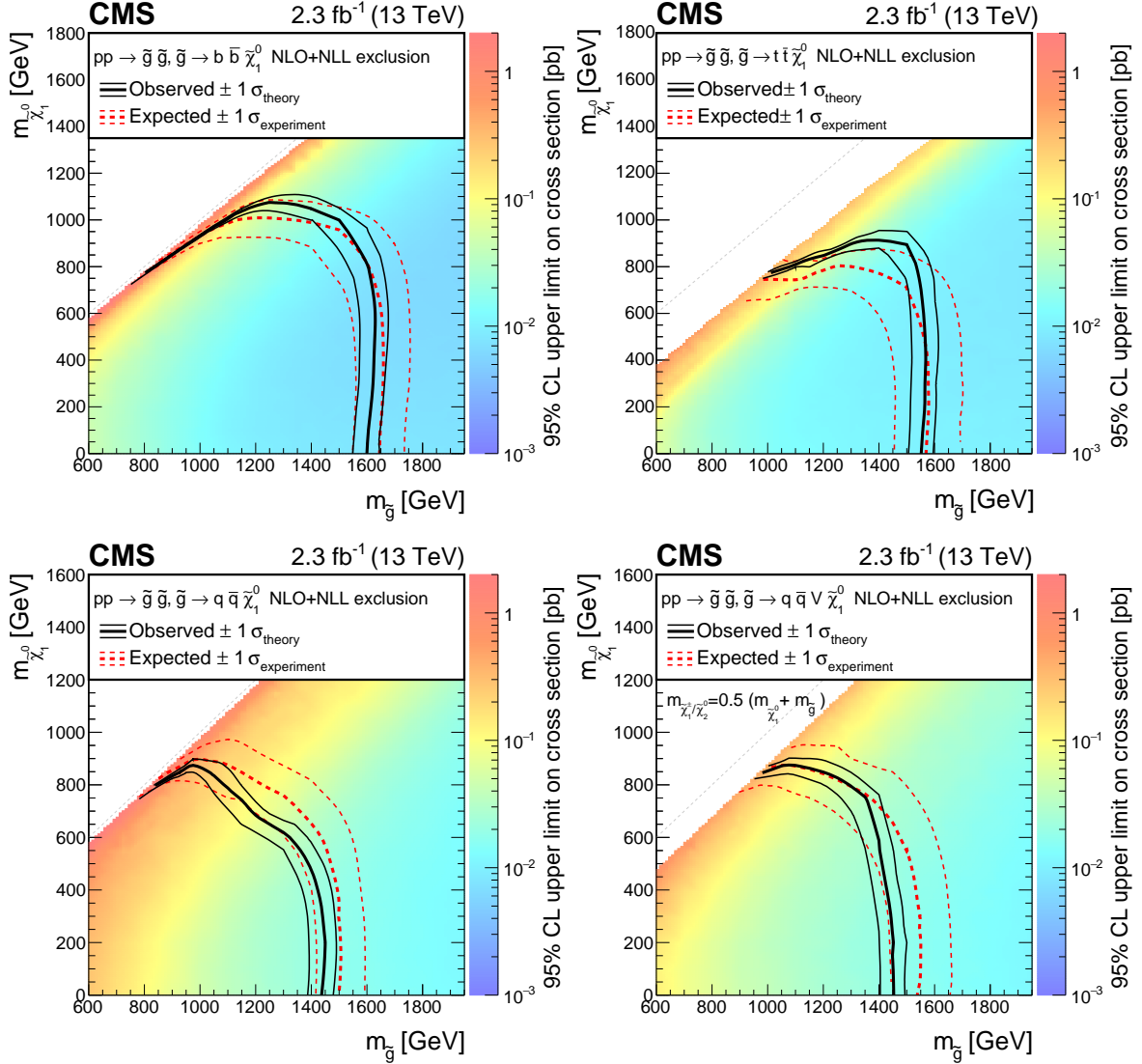


Figure 8: The 95% CL upper limits on the production cross sections for the (upper left) T1bbbb, (upper right) T1tttt, (lower left) T1qqqq, and (lower right) T5qqqqVV simplified models of supersymmetry, shown as a function of the gluino and LSP masses  $m_{\tilde{g}}$  and  $m_{\tilde{\chi}_1^0}$ . For the T5qqqqVV model, the masses of the intermediate  $\tilde{\chi}_2^0$  and  $\tilde{\chi}_1^\pm$  states are taken to be the mean of  $m_{\tilde{\chi}_1^0}$  and  $m_{\tilde{g}}$ . The solid (black) curves show the observed exclusion contours assuming the NLO+NLL cross sections [54–58], with the corresponding  $\pm 1$  standard deviation uncertainties [74]. The dashed (red) curves present the expected limits with  $\pm 1$  standard deviation experimental uncertainties. The dashed (grey) lines indicate the  $m_{\tilde{\chi}_1^0} = m_{\tilde{g}}$  diagonal.

uating the test statistic. The potential contributions of signal events to the control regions are taken into account. Specifically, the number of events in each CR is corrected to include the predicted number of signal events, in the context of the model being examined, to derive the total effective number of background events expected in each search region. This total effective background is used when determining the limits.

The results are shown in Fig. 8. For a massless LSP, we exclude gluinos with masses below 1600, 1550, 1440, and 1450 GeV, respectively, for the T1bbbb, T1tttt, T1qqqq, and T5qqqqVV scenarios. These results significantly extend those we obtained at  $\sqrt{s} = 8$  TeV, for which the corresponding limits are around 1150 GeV [22, 23] for the three T1 models and 1280 GeV [23] for the T5 model.

## 7 Summary

A search is presented for an anomalously high rate of events with four or more jets, no identified isolated electron or muon or isolated charged track, large scalar sum  $H_T$  of jet transverse momenta, and large missing transverse momentum, where this latter quantity is measured with the variable  $H_T^{\text{miss}}$ , the magnitude of the vector sum of jet transverse momenta. The search is based on a sample of proton-proton collision data collected at  $\sqrt{s} = 13$  TeV with the CMS detector at the CERN LHC in 2015, corresponding to an integrated luminosity of  $2.3 \text{ fb}^{-1}$ . The principal standard model backgrounds, from events with top quarks, W bosons and jets, Z bosons and jets, and QCD multijet production, are evaluated using control samples in the data. The study is performed in the framework of a global likelihood fit in which the observed numbers of events in 72 exclusive bins in a four-dimensional array of  $H_T^{\text{miss}}$ , the number of jets, the number of tagged bottom quark jets, and  $H_T$ , are compared to the standard model predictions. The standard model background estimates are found to agree with the observed numbers of events within the uncertainties. The results are interpreted with simplified models that, in the context of supersymmetry, correspond to gluino pair production followed by the decay of each gluino to an undetected lightest-supersymmetric-particle (LSP) neutralino  $\tilde{\chi}_1^0$  and to a bottom quark-antiquark pair (T1bbbb model), a top quark-antiquark pair (T1tttt model), or a light-flavored quark-antiquark pair (T1qqqq model). We also consider a scenario corresponding to gluino pair production followed by the decay of each gluino to a light-flavored quark-antiquark pair and to either a next-to-lightest neutralino  $\tilde{\chi}_2^0$  or a lightest chargino  $\tilde{\chi}_1^\pm$ , with  $\tilde{\chi}_2^0 \rightarrow Z\tilde{\chi}_1^0$  or  $\tilde{\chi}_1^\pm \rightarrow W^\pm\tilde{\chi}_1^0$  (T5qqqqVV model). Using the NLO+NLL production cross section as a reference, and for a massless LSP, we exclude gluinos with masses below 1600, 1550, 1440, and 1450 GeV for the four scenarios, respectively, significantly extending the limits from previous searches.

## Acknowledgments

We congratulate our colleagues in the CERN accelerator departments for the excellent performance of the LHC and thank the technical and administrative staffs at CERN and at other CMS institutes for their contributions to the success of the CMS effort. In addition, we gratefully acknowledge the computing centers and personnel of the Worldwide LHC Computing Grid for delivering so effectively the computing infrastructure essential to our analyses. Finally, we acknowledge the enduring support for the construction and operation of the LHC and the CMS detector provided by the following funding agencies: BMWFW and FWF (Austria); FNRS and FWO (Belgium); CNPq, CAPES, FAPERJ, and FAPESP (Brazil); MES (Bulgaria); CERN; CAS, MoST, and NSFC (China); COLCIENCIAS (Colombia); MSES and CSF (Croatia); RPF (Cyprus); MoER, ERC IUT and ERDF (Estonia); Academy of Finland, MEC, and HIP (Finland); CEA and

CNRS/IN2P3 (France); BMBF, DFG, and HGF (Germany); GSRT (Greece); OTKA and NIH (Hungary); DAE and DST (India); IPM (Iran); SFI (Ireland); INFN (Italy); MSIP and NRF (Republic of Korea); LAS (Lithuania); MOE and UM (Malaysia); CINVESTAV, CONACYT, SEP, and UASLP-FAI (Mexico); MBIE (New Zealand); PAEC (Pakistan); MSHE and NSC (Poland); FCT (Portugal); JINR (Dubna); MON, RosAtom, RAS and RFBR (Russia); MESTD (Serbia); SEIDI and CPAN (Spain); Swiss Funding Agencies (Switzerland); MST (Taipei); ThEPCenter, IPST, STAR and NSTDA (Thailand); TUBITAK and TAEK (Turkey); NASU and SFFR (Ukraine); STFC (United Kingdom); DOE and NSF (USA).

Individuals have received support from the Marie-Curie program and the European Research Council and EPLANET (European Union); the Leventis Foundation; the A. P. Sloan Foundation; the Alexander von Humboldt Foundation; the Belgian Federal Science Policy Office; the Fonds pour la Formation à la Recherche dans l'Industrie et dans l'Agriculture (FRIA-Belgium); the Agentschap voor Innovatie door Wetenschap en Technologie (IWT-Belgium); the Ministry of Education, Youth and Sports (MEYS) of the Czech Republic; the Council of Science and Industrial Research, India; the HOMING PLUS program of the Foundation for Polish Science, cofinanced from European Union, Regional Development Fund; the OPUS program of the National Science Center (Poland); the Compagnia di San Paolo (Torino); MIUR project 20108T4XTM (Italy); the Thalís and Aristeia programmes cofinanced by EU-ESF and the Greek NSRF; the National Priorities Research Program by Qatar National Research Fund; the Rachadapisek Sompot Fund for Postdoctoral Fellowship, Chulalongkorn University (Thailand); the Chulalongkorn Academic into Its 2nd Century Project Advancement Project (Thailand); and the Welch Foundation, contract C-1845.

## References

- [1] P. Ramond, “Dual theory for free fermions”, *Phys. Rev. D* **3** (1971) 2415, doi:10.1103/PhysRevD.3.2415.
- [2] Y. A. Golfand and E. P. Likhtman, “Extension of the algebra of Poincaré group generators and violation of P invariance”, *JETP Lett.* **13** (1971) 323.
- [3] A. Neveu and J. H. Schwarz, “Factorizable dual model of pions”, *Nucl. Phys. B* **31** (1971) 86, doi:10.1016/0550-3213(71)90448-2.
- [4] D. V. Volkov and V. P. Akulov, “Possible universal neutrino interaction”, *JETP Lett.* **16** (1972) 438.
- [5] J. Wess and B. Zumino, “A Lagrangian model invariant under supergauge transformations”, *Phys. Lett. B* **49** (1974) 52, doi:10.1016/0370-2693(74)90578-4.
- [6] J. Wess and B. Zumino, “Supergauge transformations in four dimensions”, *Nucl. Phys. B* **70** (1974) 39, doi:10.1016/0550-3213(74)90355-1.
- [7] P. Fayet, “Supergauge invariant extension of the Higgs mechanism and a model for the electron and its neutrino”, *Nucl. Phys. B* **90** (1975) 104, doi:10.1016/0550-3213(75)90636-7.
- [8] H. P. Nilles, “Supersymmetry, supergravity and particle physics”, *Phys. Rep.* **110** (1984) 1, doi:10.1016/0370-1573(84)90008-5.
- [9] R. Barbieri and G. F. Giudice, “Upper Bounds on Supersymmetric Particle Masses”, *Nucl. Phys. B* **306** (1988) 63, doi:10.1016/0550-3213(88)90171-X.
- [10] S. Dimopoulos and G. F. Giudice, “Naturalness constraints in supersymmetric theories with nonuniversal soft terms”, *Phys. Lett. B* **357** (1995) 573, doi:10.1016/0370-2693(95)00961-J, arXiv:hep-ph/9507282.
- [11] R. Barbieri and D. Pappadopulo, “S-particles at their naturalness limits”, *JHEP* **10** (2009) 061, doi:10.1088/1126-6708/2009/10/061, arXiv:0906.4546.
- [12] M. Papucci, J. T. Ruderman, and A. Weiler, “Natural SUSY endures”, *JHEP* **09** (2012) 035, doi:10.1007/JHEP09(2012)035, arXiv:1110.6926.
- [13] G. R. Farrar and P. Fayet, “Phenomenology of the production, decay, and detection of new hadronic states associated with supersymmetry”, *Phys. Lett. B* **76** (1978) 575, doi:10.1016/0370-2693(78)90858-4.
- [14] ATLAS Collaboration, “Summary of the searches for squarks and gluinos using  $\sqrt{s} = 8$  TeV pp collisions with the ATLAS experiment at the LHC”, *JHEP* **10** (2015) 054, doi:10.1007/JHEP10(2015)054, arXiv:1507.05525.
- [15] CMS Collaboration, “Searches for supersymmetry using the  $M_{T2}$  variable in hadronic events produced in pp collisions at 8 TeV”, *JHEP* **05** (2015) 078, doi:10.1007/JHEP05(2015)078, arXiv:1502.04358.
- [16] CMS Collaboration, “Search for supersymmetry using razor variables in events with b-tagged jets in pp collisions at  $\sqrt{s} = 8$  TeV”, *Phys. Rev. D* **91** (2015) 052018, doi:10.1103/PhysRevD.91.052018, arXiv:1502.00300.

- [17] N. Arkani-Hamed et al., “MARMOSSET: The path from LHC data to the new standard model via on-shell effective theories”, (2007). arXiv:hep-ph/0703088.
- [18] J. Alwall, P. Schuster, and N. Toro, “Simplified models for a first characterization of new physics at the LHC”, *Phys. Rev. D* **79** (2009) 075020, doi:10.1103/PhysRevD.79.075020, arXiv:0810.3921.
- [19] J. Alwall, M.-P. Le, M. Lisanti, and J. G. Wacker, “Model-independent jets plus missing energy searches”, *Phys. Rev. D* **79** (2009) 015005, doi:10.1103/PhysRevD.79.015005, arXiv:0809.3264.
- [20] D. Alves et al., “Simplified models for LHC new physics searches”, *J. Phys. G* **39** (2012) 105005, doi:10.1088/0954-3899/39/10/105005, arXiv:1105.2838.
- [21] CMS Collaboration, “Interpretation of searches for supersymmetry with simplified models”, *Phys. Rev. D* **88** (2013) 052017, doi:10.1103/PhysRevD.88.052017, arXiv:1301.2175.
- [22] CMS Collaboration, “Search for gluino mediated bottom- and top-squark production in multijet final states in pp collisions at 8 TeV”, *Phys. Lett. B* **725** (2013) 243, doi:10.1016/j.physletb.2013.06.058, arXiv:1305.2390.
- [23] CMS Collaboration, “Search for new physics in the multijet and missing transverse momentum final state in proton-proton collisions at  $\sqrt{s} = 8$  TeV”, *JHEP* **06** (2014) 055, doi:10.1007/JHEP06(2014)055, arXiv:1402.4770.
- [24] CMS Collaboration, “The CMS experiment at the CERN LHC”, *JINST* **3** (2008) S08004, doi:10.1088/1748-0221/3/08/S08004.
- [25] CMS Collaboration, “Particle flow event reconstruction in CMS and performance for jets, taus and  $E_T^{\text{miss}}$ ”, CMS Physics Analysis Summary CMS-PAS-PFT-09-001, CERN, 2009.
- [26] CMS Collaboration, “Commissioning of the particle-flow event reconstruction with the first LHC collisions recorded in the CMS detector”, CMS Physics Analysis Summary CMS-PAS-PFT-10-001, CERN, 2010.
- [27] CMS Collaboration, “Performance of electron reconstruction and selection with the CMS detector in proton-proton collisions at  $\sqrt{s} = 8$  TeV”, *JINST* **10** (2015) P06005, doi:10.1088/1748-0221/10/06/P06005, arXiv:1502.02701.
- [28] CMS Collaboration, “The performance of the CMS muon detector in proton-proton collisions at  $\sqrt{s} = 7$  TeV at the LHC”, *JINST* **8** (2013) P11002, doi:10.1088/1748-0221/8/11/P11002, arXiv:1306.6905.
- [29] CMS Collaboration, “Study of pileup removal algorithms for jets”, CMS Physics Analysis Summary CMS-PAS-JME-14-001, CERN, 2014.
- [30] M. Cacciari, G. P. Salam, and G. Soyez, “The Anti- $k_t$  jet clustering algorithm”, *JHEP* **04** (2008) 063, doi:10.1088/1126-6708/2008/04/063, arXiv:0802.1189.
- [31] M. Cacciari, G. P. Salam, and G. Soyez, “FastJet user manual”, *Eur. Phys. J. C* **72** (2012) 1896, doi:10.1140/epjc/s10052-012-1896-2, arXiv:1111.6097.
- [32] CMS Collaboration, “Jet performance in pp collisions at  $\sqrt{s} = 7$  TeV”, CMS Physics Analysis Summary CMS-PAS-JME-10-003, CERN, 2010.

- [33] M. Cacciari and G. P. Salam, “Pileup subtraction using jet areas”, *Phys. Lett. B* **659** (2008) 119, doi:10.1016/j.physletb.2007.09.077, arXiv:0707.1378.
- [34] CMS Collaboration, “Determination of jet energy calibration and transverse momentum resolution in CMS”, *JINST* **6** (2011) P11002, doi:10.1088/1748-0221/6/11/P11002, arXiv:1107.4277.
- [35] CMS Collaboration, “Identification of b quark jets at the CMS experiment in the LHC Run 2”, CMS Physics Analysis Summary CMS-PAS-BTV-15-001, CERN, 2016.
- [36] UA1 Collaboration, “Experimental Observation of Isolated Large Transverse Energy Electrons with Associated Missing Energy at  $\sqrt{s} = 540$  GeV”, *Phys. Lett. B* **122** (1983) 103, doi:10.1016/0370-2693(83)91177-2.
- [37] J. Alwall et al., “The automated computation of tree-level and next-to-leading order differential cross sections, and their matching to parton shower simulations”, *JHEP* **07** (2014) 079, doi:10.1007/JHEP07(2014)079, arXiv:1405.0301.
- [38] P. Nason, “A new method for combining NLO QCD with shower Monte Carlo algorithms”, *JHEP* **11** (2004) 040, doi:10.1088/1126-6708/2004/11/040, arXiv:hep-ph/0409146.
- [39] S. Frixione, P. Nason, and C. Oleari, “Matching NLO QCD computations with Parton Shower simulations: the POWHEG method”, *JHEP* **11** (2007) 070, doi:10.1088/1126-6708/2007/11/070, arXiv:0709.2092.
- [40] S. Alioli, P. Nason, C. Oleari, and E. Re, “A general framework for implementing NLO calculations in shower Monte Carlo programs: the POWHEG BOX”, *JHEP* **06** (2010) 043, doi:10.1007/JHEP06(2010)043, arXiv:1002.2581.
- [41] S. Alioli, P. Nason, C. Oleari, and E. Re, “NLO single-top production matched with shower in POWHEG:  $s$ - and  $t$ -channel contributions”, *JHEP* **09** (2009) 111, doi:10.1088/1126-6708/2009/09/111, arXiv:0907.4076. [Erratum: doi:10.1007/JHEP02(2010)011].
- [42] E. Re, “Single-top  $Wt$ -channel production matched with parton showers using the POWHEG method”, *Eur. Phys. J. C* **71** (2011) 1547, doi:10.1140/epjc/s10052-011-1547-z, arXiv:1009.2450.
- [43] GEANT4 Collaboration, “GEANT4—a simulation toolkit”, *Nucl. Instrum. Meth. A* **506** (2003) 250, doi:10.1016/S0168-9002(03)01368-8.
- [44] T. Melia, P. Nason, R. Rontsch, and G. Zanderighi, “ $W^+W^-$ ,  $WZ$  and  $ZZ$  production in the POWHEG BOX”, *JHEP* **11** (2011) 078, doi:10.1007/JHEP11(2011)078, arXiv:1107.5051.
- [45] M. Beneke, P. Falgari, S. Klein, and C. Schwinn, “Hadronic top-quark pair production with NNLL threshold resummation”, *Nucl. Phys. B* **855** (2012) 695, doi:10.1016/j.nuclphysb.2011.10.021, arXiv:1109.1536.
- [46] M. Cacciari et al., “Top-pair production at hadron colliders with next-to-next-to-leading logarithmic soft-gluon resummation”, *Phys. Lett. B* **710** (2012) 612, doi:10.1016/j.physletb.2012.03.013, arXiv:1111.5869.

- [47] P. Bärnreuther, M. Czakon, and A. Mitov, “Percent Level Precision Physics at the Tevatron: First Genuine NNLO QCD Corrections to  $q\bar{q} \rightarrow t\bar{t} + X$ ”, *Phys. Rev. Lett.* **109** (2012) 132001, doi:10.1103/PhysRevLett.109.132001, arXiv:1204.5201.
- [48] M. Czakon and A. Mitov, “NNLO corrections to top-pair production at hadron colliders: the all-fermionic scattering channels”, *JHEP* **12** (2012) 054, doi:10.1007/JHEP12(2012)054, arXiv:1207.0236.
- [49] M. Czakon and A. Mitov, “NNLO corrections to top pair production at hadron colliders: the quark-gluon reaction”, *JHEP* **01** (2013) 080, doi:10.1007/JHEP01(2013)080, arXiv:1210.6832.
- [50] M. Czakon, P. Fiedler, and A. Mitov, “Total Top-Quark Pair-Production Cross Section at Hadron Colliders Through  $O(\alpha_s^4)$ ”, *Phys. Rev. Lett.* **110** (2013) 252004, doi:10.1103/PhysRevLett.110.252004, arXiv:1303.6254.
- [51] R. Gavin, Y. Li, F. Petriello, and S. Quackenbush, “W Physics at the LHC with FEWZ 2.1”, *Comput. Phys. Commun.* **184** (2013) 208, doi:10.1016/j.cpc.2012.09.005, arXiv:1201.5896.
- [52] R. Gavin, Y. Li, F. Petriello, and S. Quackenbush, “FEWZ 2.0: A code for hadronic Z production at next-to-next-to-leading order”, *Comput. Phys. Commun.* **182** (2011) 2388, doi:10.1016/j.cpc.2011.06.008, arXiv:1011.3540.
- [53] T. Sjöstrand et al., “An Introduction to PYTHIA 8.2”, *Comput. Phys. Commun.* **191** (2015) 159, doi:10.1016/j.cpc.2015.01.024, arXiv:1410.3012.
- [54] W. Beenakker, R. Höpker, M. Spira, and P. M. Zerwas, “Squark and gluino production at hadron colliders”, *Nucl. Phys. B* **492** (1997) 51, doi:10.1016/S0550-3213(97)00084-9, arXiv:hep-ph/9610490.
- [55] A. Kulesza and L. Motyka, “Threshold resummation for squark-antisquark and gluino-pair production at the LHC”, *Phys. Rev. Lett.* **102** (2009) 111802, doi:10.1103/PhysRevLett.102.111802, arXiv:0807.2405.
- [56] A. Kulesza and L. Motyka, “Soft gluon resummation for the production of gluino-gluino and squark-antisquark pairs at the LHC”, *Phys. Rev. D* **80** (2009) 095004, doi:10.1103/PhysRevD.80.095004, arXiv:0905.4749.
- [57] W. Beenakker et al., “Soft-gluon resummation for squark and gluino hadroproduction”, *JHEP* **12** (2009) 041, doi:10.1088/1126-6708/2009/12/041, arXiv:0909.4418.
- [58] W. Beenakker et al., “Squark and gluino hadroproduction”, *Int. J. Mod. Phys. A* **26** (2011) 2637, doi:10.1142/S0217751X11053560, arXiv:1105.1110.
- [59] CMS Collaboration, “Fast simulation of the CMS detector”, *J. Phys. Conf. Ser.* **219** (2010) 032053, doi:10.1088/1742-6596/219/3/032053.
- [60] CMS Collaboration, “Comparison of the fast simulation of CMS with the first LHC data”, CMS Detector Performance Summary CMS-DP-2010-039, CERN, 2010.
- [61] NNPDF Collaboration, “Parton distributions for the LHC Run II”, *JHEP* **04** (2015) 040, doi:10.1007/JHEP04(2015)040, arXiv:1410.8849.



- [62] S. Catani, D. de Florian, M. Grazzini, and P. Nason, “Soft gluon resummation for Higgs boson production at hadron colliders”, *JHEP* **07** (2003) 028, doi:10.1088/1126-6708/2003/07/028, arXiv:hep-ph/0306211.
- [63] M. Cacciari et al., “The  $t\bar{t}$  cross-section at 1.8 TeV and 1.96 TeV: a study of the systematics due to parton densities and scale dependence”, *JHEP* **04** (2004) 068, doi:10.1088/1126-6708/2004/04/068, arXiv:hep-ph/0303085.
- [64] CMS Collaboration, “Search for top-squark pair production in the single-lepton final state in pp collisions at  $\sqrt{s} = 8$  TeV”, *Eur. Phys. J. C* **73** (2013) 2677, doi:10.1140/epjc/s10052-013-2677-2, arXiv:1308.1586.
- [65] CMS Collaboration, “Search for new physics with jets and missing transverse momentum in pp collisions at  $\sqrt{s} = 7$  TeV”, *JHEP* **08** (2011) 155, doi:10.1007/JHEP08(2011)155, arXiv:1106.4503.
- [66] CMS Collaboration, “Search for new physics in the multijet and missing transverse momentum final state in proton-proton collisions at  $\sqrt{s} = 7$  TeV”, *Phys. Rev. Lett.* **109** (2012) 171803, doi:10.1103/PhysRevLett.109.171803, arXiv:1207.1898.
- [67] Particle Data Group, K. A. Olive et al., “Review of particle physics”, *Chin. Phys. C* **38** (2014) 090001, doi:10.1088/1674-1137/38/9/090001.
- [68] CMS Collaboration, “Observation of top quark pairs produced in association with a vector boson in pp collisions at  $\sqrt{s} = 8$  TeV”, *JHEP* **01** (2016) 096, doi:10.1007/JHEP01(2016)096, arXiv:1510.01131.
- [69] CMS Collaboration, “Search for supersymmetry in events with b-quark jets and missing transverse energy in pp collisions at 7 TeV”, *Phys. Rev. D* **86** (2012) 072010, doi:10.1103/PhysRevD.86.072010, arXiv:1208.4859.
- [70] G. Cowan, K. Cranmer, E. Gross, and O. Vitells, “Asymptotic formulae for likelihood-based tests of new physics”, *Eur. Phys. J. C* **71** (2011) 1554, doi:10.1140/epjc/s10052-011-1554-0, arXiv:1007.1727. [Erratum: doi:10.1140/epjc/s10052-013-2501-z].
- [71] T. Junk, “Confidence level computation for combining searches with small statistics”, *Nucl. Instr. and Meth. A* **434** (1999) 435, doi:10.1016/S0168-9002(99)00498-2, arXiv:hep-ex/9902006.
- [72] A. L. Read, “Presentation of search results: the  $CL_s$  technique”, *J. Phys. G* **28** (2002) 2693, doi:10.1088/0954-3899/28/10/313.
- [73] ATLAS and CMS Collaborations, “Procedure for the LHC Higgs boson search combination in Summer 2011”, Technical Report CMS-NOTE-2011-005, ATL-PHYS-PUB-2011-11, 2011.
- [74] C. Borschensky et al., “Squark and gluino production cross sections in pp collisions at  $\sqrt{s} = 13, 14, 33$  and 100 TeV”, *Eur. Phys. J. C* **74** (2014) 3174, doi:10.1140/epjc/s10052-014-3174-y, arXiv:1407.5066.

## A Selection efficiency for example signal models

Table A.1: Absolute cumulative efficiencies in % for each step of the event selection process, listed for three representative signal models and choices for the gluino and LSP masses. Only statistical uncertainties are shown.

Selection		$pp \rightarrow \tilde{g}\tilde{g}, \tilde{g} \rightarrow b\bar{b}\tilde{\chi}_1^0$ $m_{\tilde{g}} = 1500 \text{ GeV}$ $m_{\tilde{\chi}_1^0} = 100 \text{ GeV}$	$pp \rightarrow \tilde{g}\tilde{g}, \tilde{g} \rightarrow t\bar{t}\tilde{\chi}_1^0$ $m_{\tilde{g}} = 1500 \text{ GeV}$ $m_{\tilde{\chi}_1^0} = 100 \text{ GeV}$	$pp \rightarrow \tilde{g}\tilde{g}, \tilde{g} \rightarrow q\bar{q}\tilde{\chi}_1^0$ $m_{\tilde{g}} = 1000 \text{ GeV}$ $m_{\tilde{\chi}_1^0} = 800 \text{ GeV}$
$N_{\text{jet}}$	$\geq 4$	$96.49 \pm 0.08$	$99.96 \pm 0.01$	$76.87 \pm 0.14$
$H_T$	$> 500 \text{ GeV}$	$96.46 \pm 0.08$	$99.89 \pm 0.01$	$38.30 \pm 0.16$
$H_T^{\text{miss}}$	$> 200 \text{ GeV}$	$87.21 \pm 0.15$	$88.65 \pm 0.10$	$24.46 \pm 0.14$
$N_{\text{muon}}$	$= 0$	$86.59 \pm 0.15$	$56.00 \pm 0.15$	$24.42 \pm 0.14$
$N_{\text{electron}}$	$= 0$	$85.95 \pm 0.15$	$35.21 \pm 0.15$	$24.26 \pm 0.14$
$N_{\text{isolated tracks}}^{(\text{muon})}$	$= 0$	$85.66 \pm 0.15$	$34.46 \pm 0.15$	$24.19 \pm 0.14$
$N_{\text{isolated tracks}}^{(\text{electron})}$	$= 0$	$85.17 \pm 0.16$	$33.50 \pm 0.15$	$24.00 \pm 0.14$
$N_{\text{isolated tracks}}^{(\text{hadron})}$	$= 0$	$84.20 \pm 0.16$	$31.57 \pm 0.14$	$23.26 \pm 0.14$
$\Delta\phi_{H_T^{\text{miss}}, j_i}$	$> 0.5, 0.5, 0.3, 0.3$	$62.00 \pm 0.21$	$23.96 \pm 0.13$	$17.66 \pm 0.12$

## B Prefit background predictions

Table B.1: Observed numbers of events and prefit background predictions for  $4 \leq N_{\text{jet}} \leq 6$ . These results are displayed in the leftmost section of Fig. 6. The first uncertainty is statistical and the second systematic.

Bin	$H_T^{\text{miss}}$ [GeV]	$H_T$ [GeV]	$N_{\text{bjet}}$	Lost-e/ $\mu$	$\tau \rightarrow \text{had}$	$Z \rightarrow \nu\bar{\nu}$	QCD	Total Pred.	Obs.
1	200-500	500-800	0	$319 \pm 12 \pm 29$	$310 \pm 11 \pm 19$	$630 \pm 13^{+100}_{-80}$	$220 \pm 4 \pm 110$	$1480 \pm 26^{+150}_{-140}$	1602
2	200-500	800-1200	0	$59.2 \pm 4.3 \pm 5.4$	$69.1 \pm 5.2 \pm 5.7$	$145 \pm 6^{+26}_{-20}$	$100 \pm 2 \pm 34$	$373 \pm 12 \pm 42$	390
3	200-500	1200+	0	$13.8 \pm 2.2 \pm 1.4$	$14.4 \pm 2.5 \pm 1.6$	$31 \pm 3^{+12}_{-8}$	$90 \pm 2 \pm 24$	$150 \pm 6 \pm 27$	149
4	500-750	500-1200	0	$11.5 \pm 1.8 \pm 1.6$	$8.9 \pm 1.7 \pm 1.3$	$62 \pm 4^{+18}_{-13}$	$0.38^{+0.12+0.42}_{-0.09-0.29}$	$82 \pm 6^{+19}_{-13}$	120
5	500-750	1200+	0	$2.0 \pm 1.0 \pm 0.5$	$0.56^{+0.52}_{-0.25} \pm 0.15$	$5.5 \pm 1.3^{+2.1}_{-1.5}$	$1.0 \pm 0.2 \pm 0.9$	$8.9^{+2.1+2.4}_{-1.8-1.8}$	13
6	750+	800+	0	$1.39^{+0.93}_{-0.77} \pm 0.24$	$1.77^{+0.99}_{-0.88} \pm 0.34$	$10.4 \pm 1.8^{+5.8}_{-4.1}$	$0.24^{+0.09+0.26}_{-0.06-0.18}$	$13.8 \pm 2.6^{+5.8}_{-4.1}$	12
7	200-500	500-800	1	$171 \pm 8 \pm 17$	$206 \pm 9 \pm 13$	$127 \pm 21 \pm 29$	$69 \pm 2 \pm 37$	$574 \pm 27 \pm 52$	499
8	200-500	800-1200	1	$31.4 \pm 4.0 \pm 3.0$	$30.4 \pm 3.2 \pm 2.0$	$29.2 \pm 4.9^{+7.4}_{-6.7}$	$36 \pm 1 \pm 14$	$127 \pm 9 \pm 16$	123
9	200-500	1200+	1	$6.3 \pm 1.7 \pm 0.8$	$8.9 \pm 2.0 \pm 0.9$	$6.3 \pm 1.2^{+2.7}_{-2.0}$	$32 \pm 1 \pm 11$	$54 \pm 4 \pm 11$	44
10	500-750	500-1200	1	$3.1 \pm 1.1 \pm 0.6$	$2.64^{+0.96}_{-0.85} \pm 0.48$	$12.4 \pm 2.2^{+4.3}_{-3.5}$	$0.07^{+0.04+0.09}_{-0.02-0.05}$	$18.2 \pm 3.0^{+4.4}_{-3.6}$	22
11	500-750	1200+	1	$0.00^{+0.52}_{-0.00} \pm 0.00$	$0.07^{+0.46}_{-0.04} \pm 0.02$	$1.10 \pm 0.32^{+0.47}_{-0.36}$	$0.38^{+0.12+0.41}_{-0.09-0.29}$	$1.6^{+1.0}_{-0.3} \pm 0.5$	1
12	750+	800+	1	$0.00^{+0.50}_{-0.00} \pm 0.00$	$0.54^{+0.56}_{-0.32} \pm 0.13$	$2.1 \pm 0.5^{+1.2}_{-0.9}$	$0.02^{+0.06+0.06}_{-0.00-0.02}$	$2.6^{+1.2+1.2}_{-0.6-0.9}$	2
13	200-500	500-800	2	$71.9 \pm 6.1^{+7.2}_{-6.7}$	$77.2 \pm 5.0 \pm 5.4$	$28 \pm 8 \pm 12$	$15.9 \pm 1.1 \pm 8.8$	$193 \pm 14 \pm 17$	202
14	200-500	800-1200	2	$18.8 \pm 4.8^{+2.5}_{-2.2}$	$17.3 \pm 2.7 \pm 1.3$	$6.4 \pm 1.9 \pm 2.9$	$9.5 \pm 0.6 \pm 3.8$	$52.0 \pm 7.7 \pm 5.4$	45
15	200-500	1200+	2	$2.1 \pm 1.1 \pm 0.2$	$3.3 \pm 1.3 \pm 0.3$	$1.39 \pm 0.42 \pm 0.73$	$5.6 \pm 0.5 \pm 2.0$	$12.3 \pm 2.5 \pm 2.2$	15
16	500-750	500-1200	2	$1.9 \pm 1.7^{+0.7}_{-0.2}$	$2.26 \pm 0.88 \pm 0.86$	$2.7 \pm 0.8 \pm 1.4$	$0.03^{+0.02+0.04}_{-0.01-0.02}$	$6.9 \pm 2.8 \pm 1.6$	5
17	500-750	1200+	2	$3.3 \pm 3.4^{+1.4}_{-0.0}$	$0.07^{+0.46+0.02}_{-0.05-0.01}$	$0.24 \pm 0.09 \pm 0.13$	$0.07^{+0.08+0.09}_{-0.04-0.03}$	$3.7^{+3.8+0.2}_{-3.4-0.1}$	0
18	750+	800+	2	$0.00^{+0.46}_{-0.00} \pm 0.00$	$0.04^{+0.46+0.02}_{-0.03-0.01}$	$0.46 \pm 0.15^{+0.32}_{-0.26}$	$0.03^{+0.06+0.05}_{-0.02-0.01}$	$0.53^{+0.93+0.32}_{-0.16-0.26}$	1
19	200-500	500-800	3+	$6.3 \pm 1.7 \pm 0.8$	$10.8 \pm 2.2 \pm 1.6$	$6.5 \pm 3.8 \pm 2.9$	$1.21^{+0.37}_{-0.29} \pm 0.82$	$24.8 \pm 5.4 \pm 3.5$	17
20	200-500	800-1200	3+	$0.24^{+0.67+0.03}_{-0.24-0.00}$	$1.10^{+0.61}_{-0.40} \pm 0.15$	$1.49 \pm 0.87^{+0.70}_{-0.62}$	$0.70^{+0.20}_{-0.16} \pm 0.37$	$3.5^{+1.6}_{-1.1} \pm 0.8$	7
21	200-500	1200+	3+	$0.80^{+0.91}_{-0.57} \pm 0.13$	$0.11^{+0.46}_{-0.05} \pm 0.02$	$0.32 \pm 0.19^{+0.19}_{-0.13}$	$0.72^{+0.23}_{-0.18} \pm 0.36$	$2.0^{+1.4}_{-0.7} \pm 0.4$	3
22	500-750	500-1200	3+	$0.00^{+0.63}_{-0.00} \pm 0.00$	$0.03^{+0.46}_{-0.01} \pm 0.01$	$0.63 \pm 0.37^{+0.33}_{-0.26}$	$0.05^{+0.11+0.09}_{-0.04-0.01}$	$0.7^{+1.2}_{-0.4} \pm 0.3$	0
23	500-750	1200+	3+	$0.00^{+0.77}_{-0.00} \pm 0.00$	$0.00^{+0.46}_{-0.00} \pm 0.00$	$0.06 \pm 0.04^{+0.03}_{-0.02}$	$0.00^{+0.05+0.02}_{-0.00-0.00}$	$0.1^{+1.2+0.1}_{-0.1-0.0}$	0
24	750+	800+	3+	$0.00^{+0.58}_{-0.00} \pm 0.00$	$0.00^{+0.46}_{-0.00} \pm 0.00$	$0.11 \pm 0.06^{+0.08}_{-0.04}$	$0.00^{+0.04+0.02}_{-0.00-0.00}$	$0.1^{+1.0+0.1}_{-0.1-0.0}$	0

Table B.2: Observed numbers of events and prefit background predictions for  $7 \leq N_{\text{jet}} \leq 8$ . These results are displayed in the central section of Fig. 6. The first uncertainty is statistical and the second systematic.

Bin	$H_T^{\text{miss}}$ [GeV]	$H_T$ [GeV]	$N_{\text{b-jet}}$	Lost-e/ $\mu$	$\tau \rightarrow \text{had}$	$Z \rightarrow \nu\bar{\nu}$	QCD	Total Pred.	Obs.
25	200-500	500-800	0	$18.8 \pm 3.1 \pm 2.3$	$24.5 \pm 2.7 \pm 2.0$	$27.4 \pm 2.8^{+6.7}_{-5.1}$	$14.1 \pm 1.6 \pm 8.2$	$85 \pm 7 \pm 11$	85
26	200-500	800-1200	0	$12.5 \pm 1.8 \pm 2.2$	$15.6 \pm 2.3 \pm 1.3$	$17.3 \pm 2.3^{+4.2}_{-3.2}$	$16.3 \pm 1.2 \pm 7.1$	$61.7 \pm 4.8 \pm 8.4$	60
27	200-500	1200+	0	$2.9 \pm 1.2 \pm 0.3$	$3.5 \pm 1.3 \pm 0.3$	$6.0 \pm 1.3^{+2.3}_{-1.7}$	$23.0 \pm 1.6 \pm 8.8$	$35.4 \pm 3.1 \pm 9.0$	42
28	500-750	500-1200	0	$0.53^{+0.45}_{-0.26} \pm 0.13$	$0.81^{+0.66}_{-0.47} \pm 0.19$	$0.36 \pm 0.36^{+0.12}_{-0.00}$	$0.06^{+0.10+0.09}_{-0.04-0.02}$	$1.8^{+1.2}_{-0.8} \pm 0.3$	1
29	500-750	1200+	0	$1.03^{+0.88+0.33}_{-0.80-0.24}$	$1.44^{+0.93}_{-0.80} \pm 0.29$	$0.60 \pm 0.43^{+0.26}_{-0.18}$	$0.26^{+0.17+0.30}_{-0.11-0.15}$	$3.3 \pm 1.8 \pm 0.5$	1
30	750+	800+	0	$0.17^{+0.38+0.09}_{-0.17-0.00}$	$0.17^{+0.49+0.11}_{-0.17-0.00}$	$0.56 \pm 0.40^{+0.34}_{-0.16}$	$0.19^{+0.16+0.23}_{-0.09-0.10}$	$1.09^{+0.97+0.41}_{-0.53-0.19}$	1
31	200-500	500-800	1	$25.8 \pm 2.9 \pm 3.1$	$31.8 \pm 3.0 \pm 2.3$	$11.7 \pm 2.2 \pm 3.7$	$8.1 \pm 1.3 \pm 5.1$	$77.3 \pm 6.4 \pm 7.3$	63
32	200-500	800-1200	1	$9.0 \pm 1.6 \pm 1.2$	$14.4 \pm 2.0 \pm 1.4$	$7.4 \pm 1.5 \pm 2.3$	$7.6 \pm 0.8 \pm 3.7$	$38.3 \pm 4.0 \pm 4.7$	43
33	200-500	1200+	1	$3.3 \pm 1.1 \pm 0.4$	$6.3 \pm 1.5 \pm 0.7$	$2.6 \pm 0.7 \pm 1.1$	$13.7 \pm 1.2 \pm 5.9$	$25.9 \pm 2.9 \pm 6.1$	29
34	500-750	500-1200	1	$0.46^{+0.49}_{-0.27} \pm 0.11$	$0.51^{+0.55}_{-0.29} \pm 0.11$	$0.15 \pm 0.16^{+0.06}_{-0.00}$	$0.00^{+0.12+0.05}_{-0.00-0.00}$	$1.1^{+1.1}_{-0.6} \pm 0.2$	2
35	500-750	1200+	1	$0.00^{+0.40}_{-0.00} \pm 0.00$	$0.25^{+0.49}_{-0.18} \pm 0.05$	$0.26 \pm 0.19^{+0.12}_{-0.07}$	$0.12^{+0.14+0.16}_{-0.07-0.05}$	$0.63^{+0.92+0.21}_{-0.27-0.10}$	2
36	750+	800+	1	$0.00^{+0.45}_{-0.00} \pm 0.00$	$0.02^{+0.46+0.01}_{-0.01-0.00}$	$0.24 \pm 0.17^{+0.15}_{-0.07}$	$0.00^{+0.08+0.03}_{-0.00-0.00}$	$0.25^{+0.93+0.16}_{-0.17-0.07}$	1
37	200-500	500-800	2	$13.2 \pm 2.2 \pm 1.5$	$16.0 \pm 1.9 \pm 1.2$	$4.8 \pm 1.5 \pm 2.4$	$0.16^{+0.32+0.57}_{-0.00-0.16}$	$34.1 \pm 4.3 \pm 3.1$	32
38	200-500	800-1200	2	$6.3 \pm 1.3 \pm 0.7$	$10.7 \pm 1.8 \pm 0.9$	$3.0 \pm 1.0 \pm 1.5$	$2.2 \pm .5 \pm 1.1$	$22.2 \pm 3.3 \pm 2.2$	17
39	200-500	1200+	2	$1.73^{+0.79}_{-0.62} \pm 0.20$	$1.89^{+0.88}_{-0.75} \pm 0.18$	$1.06 \pm 0.38 \pm 0.60$	$3.6 \pm 0.6 \pm 1.6$	$8.2 \pm 1.7 \pm 1.8$	4
40	500-750	500-1200	2	$0.00^{+0.39}_{-0.00} \pm 0.00$	$0.04^{+0.46}_{-0.02} \pm 0.01$	$0.06^{+0.07+0.03}_{-0.06-0.00}$	$0.00^{+0.12+0.05}_{-0.00-0.00}$	$0.10^{+0.86+0.06}_{-0.06-0.01}$	0
41	500-750	1200+	2	$0.00^{+0.43}_{-0.00} \pm 0.00$	$0.07^{+0.47+0.04}_{-0.07-0.00}$	$0.11 \pm 0.08^{+0.06}_{-0.02}$	$0.03^{+0.11+0.05}_{-0.02-0.01}$	$0.21^{+0.90+0.08}_{-0.11-0.03}$	1
42	750+	800+	2	$0.00^{+0.34}_{-0.00} \pm 0.00$	$0.13^{+0.48+0.06}_{-0.13-0.00}$	$0.10 \pm 0.07^{+0.07}_{-0.02}$	$0.00^{+0.08+0.03}_{-0.00-0.00}$	$0.23^{+0.82+0.08}_{-0.15-0.02}$	0
43	200-500	500-800	3+	$3.9 \pm 1.2 \pm 0.5$	$5.8 \pm 1.3 \pm 0.7$	$2.5 \pm 1.5^{+1.8}_{-1.0}$	$1.09^{+0.62+0.86}_{-0.41-0.68}$	$13.3 \pm 3.0^{+2.1}_{-1.5}$	3
44	200-500	800-1200	3+	$0.44^{+0.49}_{-0.25} \pm 0.05$	$1.66^{+0.76}_{-0.60} \pm 0.26$	$1.6 \pm 1.0^{+1.1}_{-0.7}$	$0.60^{+0.30}_{-0.21} \pm 0.39$	$4.3^{+1.6+1.2}_{-1.3-0.8}$	4
45	200-500	1200+	3+	$0.66^{+0.72}_{-0.52} \pm 0.12$	$0.65^{+0.61}_{-0.40} \pm 0.10$	$0.56 \pm 0.35^{+0.42}_{-0.21}$	$0.04^{+0.19+0.12}_{-0.00-0.04}$	$1.9^{+1.4+0.5}_{-1.0-0.3}$	1
46	500-750	500-1200	3+	$0.00^{+0.52}_{-0.00} \pm 0.00$	$0.00^{+0.46}_{-0.00} \pm 0.00$	$0.03^{+0.04+0.02}_{-0.03-0.00}$	$0.04^{+0.09+0.07}_{-0.03-0.01}$	$0.07^{+0.98+0.07}_{-0.05-0.01}$	0
47	500-750	1200+	3+	$0.00^{+0.47}_{-0.00} \pm 0.00$	$0.00^{+0.46}_{-0.00} \pm 0.00$	$0.06 \pm 0.05^{+0.04}_{-0.00}$	$0.00^{+0.09+0.03}_{-0.00-0.00}$	$0.06^{+0.94+0.05}_{-0.05-0.00}$	0
48	750+	800+	3+	$0.00^{+0.61}_{-0.00} \pm 0.00$	$0.01^{+0.46+0.01}_{-0.01-0.00}$	$0.05 \pm 0.05^{+0.05}_{-0.00}$	$0.00^{+0.08+0.03}_{-0.00-0.00}$	$0.1^{+1.1+0.1}_{-0.1-0.0}$	0

Table B.3: Observed numbers of events and prefit background predictions for  $N_{\text{jet}} \geq 9$ . These results are displayed in the rightmost section of Fig. 6. The first uncertainty is statistical and the second systematic.

Bin	$H_T^{\text{miss}}$ [GeV]	$H_T$ [GeV]	$N_{\text{b-jet}}$	Lost- $e/\mu$	$\tau \rightarrow \text{had}$	$Z \rightarrow \nu\bar{\nu}$	QCD	Total Pred.	Obs.
49	200-500	500-800	0	$0.99^{+0.59}_{-0.45} \pm 0.21$	$0.61^{+0.52}_{-0.23} \pm 0.09$	$0.26 \pm 0.26^{+0.12}_{-0.00}$	$0.92^{+0.54+0.80}_{-0.35-0.57}$	$2.8^{+1.3}_{-0.8} \pm 0.7$	2
50	200-500	800-1200	0	$2.12^{+0.72}_{-0.62} \pm 0.33$	$3.9 \pm 1.2 \pm 0.4$	$2.14 \pm 0.81^{+0.81}_{-0.64}$	$0.78^{+0.31}_{-0.23} \pm 0.55$	$9.0 \pm 2.0 \pm 1.1$	12
51	200-500	1200+	0	$0.58^{+0.54}_{-0.35} \pm 0.08$	$1.05^{+0.76}_{-0.61} \pm 0.15$	$0.42 \pm 0.30^{+0.18}_{-0.12}$	$3.9 \pm 0.7 \pm 2.5$	$6.0^{+1.5}_{-1.2} \pm 2.5$	8
52	500-750	500-1200	0	$0.00^{+0.34}_{-0.00} \pm 0.00$	$0.00^{+0.46}_{-0.00} \pm 0.00$	$0.15 \pm 0.15^{+0.11}_{-0.00}$	$0.00^{+0.11+0.04}_{-0.00-0.00}$	$0.15^{+0.82+0.11}_{-0.15-0.00}$	0
53	500-750	1200+	0	$0.14^{+0.36+0.05}_{-0.14-0.00}$	$0.02^{+0.46+0.01}_{-0.02-0.00}$	$0.00^{+0.76}_{-0.00} \pm 0.00$	$0.00^{+0.09+0.04}_{-0.00-0.00}$	$0.2^{+1.1+0.1}_{-0.2-0.0}$	0
54	750+	800+	0	$0.00^{+0.28}_{-0.00} \pm 0.00$	$0.00^{+0.46}_{-0.00} \pm 0.00$	$0.00^{+0.79}_{-0.00} \pm 0.00$	$0.00^{+0.08+0.03}_{-0.00-0.00}$	$0.0^{+1.1+0.1}_{-0.0-0.0}$	0
55	200-500	500-800	1	$1.36^{+0.66}_{-0.53} \pm 0.19$	$1.58^{+0.71}_{-0.54} \pm 0.19$	$0.19 \pm 0.19^{+0.10}_{-0.00}$	$0.09^{+0.22+0.15}_{-0.07-0.02}$	$3.2^{+1.4}_{-1.1} \pm 0.3$	6
56	200-500	800-1200	1	$3.19^{+0.99}_{-0.91} \pm 0.52$	$4.1 \pm 1.2 \pm 0.4$	$1.57 \pm 0.64 \pm 0.68$	$0.88^{+0.34}_{-0.25} \pm 0.64$	$9.7 \pm 2.2 \pm 1.2$	4
57	200-500	1200+	1	$1.70^{+0.85}_{-0.73} \pm 0.25$	$1.41^{+0.79}_{-0.65} \pm 0.25$	$0.31 \pm 0.22^{+0.15}_{-0.08}$	$2.4 \pm 0.5 \pm 1.6$	$5.8 \pm 1.6 \pm 1.7$	3
58	500-750	500-1200	1	$0.00^{+0.40}_{-0.00} \pm 0.00$	$0.05^{+0.46+0.02}_{-0.05-0.00}$	$0.11 \pm 0.11^{+0.08}_{-0.00}$	$0.00^{+0.11+0.04}_{-0.00-0.00}$	$0.16^{+0.88+0.09}_{-0.12-0.00}$	0
59	500-750	1200+	1	$0.00^{+0.41}_{-0.00} \pm 0.00$	$0.15^{+0.48+0.04}_{-0.14-0.00}$	$0.00^{+0.66}_{-0.00} \pm 0.00$	$0.00^{+0.09+0.03}_{-0.00-0.00}$	$0.2^{+1.1+0.1}_{-0.1-0.0}$	1
60	750+	800+	1	$0.00^{+0.33}_{-0.00} \pm 0.00$	$0.00^{+0.46}_{-0.00} \pm 0.00$	$0.00^{+0.68}_{-0.00} \pm 0.00$	$0.00^{+0.08+0.03}_{-0.00-0.00}$	$0.0^{+1.1+0.1}_{-0.0-0.0}$	0
61	200-500	500-800	2	$1.38^{+0.74}_{-0.62} \pm 0.18$	$1.51^{+0.77}_{-0.61} \pm 0.15$	$0.10 \pm 0.10^{+0.07}_{-0.00}$	$0.00^{+0.22+0.11}_{-0.00-0.00}$	$3.0^{+1.5}_{-1.2} \pm 0.3$	3
62	200-500	800-1200	2	$1.39^{+0.68}_{-0.57} \pm 0.20$	$2.20^{+0.92}_{-0.80} \pm 0.20$	$0.87 \pm 0.41^{+0.54}_{-0.46}$	$0.26^{+0.22+0.24}_{-0.13-0.13}$	$4.7^{+1.7}_{-1.4} \pm 0.6$	1
63	200-500	1200+	2	$0.28^{+0.48}_{-0.20} \pm 0.04$	$1.40^{+0.83}_{-0.70} \pm 0.19$	$0.17 \pm 0.13^{+0.11}_{-0.04}$	$1.38^{+0.45}_{-0.35} \pm 0.95$	$3.2^{+1.4}_{-1.0} \pm 1.0$	2
64	500-750	500-1200	2	$0.00^{+0.36}_{-0.00} \pm 0.00$	$0.00^{+0.46}_{-0.00} \pm 0.00$	$0.06 \pm 0.06^{+0.05}_{-0.00}$	$0.00^{+0.11+0.04}_{-0.00-0.00}$	$0.06^{+0.83+0.07}_{-0.06-0.00}$	0
65	500-750	1200+	2	$0.00^{+0.45}_{-0.00} \pm 0.00$	$0.01^{+0.46}_{-0.01} \pm 0.00$	$0.00^{+0.52}_{-0.00} \pm 0.00$	$0.00^{+0.09+0.03}_{-0.00-0.00}$	$0.0^{+1.1+0.1}_{-0.0-0.0}$	0
66	750+	800+	2	$0.00^{+0.43}_{-0.00} \pm 0.00$	$0.00^{+0.46}_{-0.00} \pm 0.00$	$0.00^{+0.52}_{-0.00} \pm 0.00$	$0.00^{+0.08+0.03}_{-0.00-0.00}$	$0.0^{+1.0+0.1}_{-0.0-0.0}$	0
67	200-500	500-800	3+	$0.30^{+0.48}_{-0.21} \pm 0.05$	$1.13^{+0.79}_{-0.64} \pm 0.16$	$0.02^{+0.03+0.03}_{-0.02-0.00}$	$0.00^{+0.22+0.09}_{-0.00-0.00}$	$1.5^{+1.3}_{-0.9} \pm 0.2$	0
68	200-500	800-1200	3+	$1.9 \pm 1.4 \pm 0.3$	$0.70^{+0.60}_{-0.38} \pm 0.09$	$0.18 \pm 0.13^{+0.24}_{-0.06}$	$0.27^{+0.22+0.25}_{-0.13-0.14}$	$3.1^{+2.0}_{-1.7} \pm 0.5$	1
69	200-500	1200+	3+	$0.46^{+0.64+0.06}_{-0.46-0.00}$	$0.32^{+0.54}_{-0.28} \pm 0.04$	$0.04 \pm 0.03^{+0.05}_{-0.00}$	$0.04^{+0.10+0.07}_{-0.03-0.01}$	$0.9^{+1.2+0.1}_{-0.8-0.0}$	0
70	500-750	500-1200	3+	$0.13^{+0.47+0.05}_{-0.13-0.00}$	$0.00^{+0.46}_{-0.00} \pm 0.00$	$0.01^{+0.02+0.02}_{-0.01-0.00}$	$0.00^{+0.11+0.04}_{-0.00-0.00}$	$0.14^{+0.93+0.04}_{-0.13-0.00}$	0
71	500-750	1200+	3+	$0.00^{+0.41}_{-0.00} \pm 0.00$	$0.00^{+0.46}_{-0.00} \pm 0.00$	$0.00^{+0.30}_{-0.00} \pm 0.00$	$0.00^{+0.09+0.02}_{-0.00-0.00}$	$0.00^{+0.93+0.02}_{-0.00-0.00}$	0
72	750+	800+	3+	$0.00^{+0.44}_{-0.00} \pm 0.00$	$0.00^{+0.46}_{-0.00} \pm 0.00$	$0.00^{+0.28}_{-0.00} \pm 0.00$	$0.00^{+0.08+0.03}_{-0.00-0.00}$	$0.00^{+0.95+0.03}_{-0.00-0.00}$	0



## C The CMS Collaboration

### Yerevan Physics Institute, Yerevan, Armenia

V. Khachatryan, A.M. Sirunyan, A. Tumasyan

### Institut für Hochenergiephysik der OeAW, Wien, Austria

W. Adam, E. Asilar, T. Bergauer, J. Brandstetter, E. Brondolin, M. Dragicevic, J. Erö, M. Flechl, M. Friedl, R. Frühwirth<sup>1</sup>, V.M. Ghete, C. Hartl, N. Hörmann, J. Hrubec, M. Jeitler<sup>1</sup>, A. König, I. Krätschmer, D. Liko, T. Matsushita, I. Mikulec, D. Rabadý, N. Rad, B. Rahbaran, H. Rohringer, J. Schieck<sup>1</sup>, J. Strauss, W. Treberer-Treberspurg, W. Waltenberger, C.-E. Wulz<sup>1</sup>

### National Centre for Particle and High Energy Physics, Minsk, Belarus

V. Mossolov, N. Shumeiko, J. Suarez Gonzalez

### Universiteit Antwerpen, Antwerpen, Belgium

S. Alderweireldt, T. Cornelis, E.A. De Wolf, X. Janssen, A. Knutsson, J. Lauwers, S. Luyckx, M. Van De Klundert, H. Van Haevermaet, P. Van Mechelen, N. Van Remortel, A. Van Spilbeeck

### Vrije Universiteit Brussel, Brussel, Belgium

S. Abu Zeid, F. Blekman, J. D'Hondt, N. Daci, I. De Bruyn, K. Deroover, N. Heracleous, S. Lowette, S. Moortgat, L. Moreels, A. Olbrechts, Q. Python, S. Tavernier, W. Van Doninck, P. Van Mulders, I. Van Parijs

### Université Libre de Bruxelles, Bruxelles, Belgium

H. Brun, C. Caillol, B. Clerbaux, G. De Lentdecker, H. Delannoy, G. Fasanella, L. Favart, R. Goldouzian, A. Grebenyuk, G. Karapostoli, T. Lenzi, A. Léonard, T. Maerschalk, A. Marinov, A. Randle-conde, T. Seva, C. Vander Velde, P. Vanlaer, R. Yonamine, F. Zenoni, F. Zhang<sup>2</sup>

### Ghent University, Ghent, Belgium

A. Cimmino, D. Dobur, A. Fagot, G. Garcia, M. Gul, J. Mccartin, D. Poyraz, S. Salva, R. Schöfbeck, M. Tytgat, W. Van Driessche, E. Yazgan, N. Zaganidis

### Université Catholique de Louvain, Louvain-la-Neuve, Belgium

C. Beluffi<sup>3</sup>, O. Bondu, S. Brochet, G. Bruno, A. Caudron, L. Ceard, S. De Visscher, C. Delaere, M. Delcourt, L. Forthomme, B. Francois, A. Giammanco, A. Jafari, P. Jez, M. Komm, V. Lemaitre, A. Magitteri, A. Mertens, M. Musich, C. Nuttens, K. Piotrkowski, L. Quertenmont, M. Selvaggi, M. Vidal Marono, S. Wertz

### Université de Mons, Mons, Belgium

N. Bely

### Centro Brasileiro de Pesquisas Fisicas, Rio de Janeiro, Brazil

W.L. Aldá Júnior, F.L. Alves, G.A. Alves, L. Brito, M. Correa Martins Junior, C. Hensel, A. Moraes, M.E. Pol, P. Rebello Teles

### Universidade do Estado do Rio de Janeiro, Rio de Janeiro, Brazil

E. Belchior Batista Das Chagas, W. Carvalho, J. Chinellato<sup>4</sup>, A. Custódio, E.M. Da Costa, G.G. Da Silveira, D. De Jesus Damiao, C. De Oliveira Martins, S. Fonseca De Souza, L.M. Huertas Guativa, H. Malbouisson, D. Matos Figueiredo, C. Mora Herrera, L. Mundim, H. Nogima, W.L. Prado Da Silva, A. Santoro, A. Sznajder, E.J. Tonelli Manganote<sup>4</sup>, A. Vilela Pereira

### Universidade Estadual Paulista <sup>a</sup>, Universidade Federal do ABC <sup>b</sup>, São Paulo, Brazil

S. Ahuja<sup>a</sup>, C.A. Bernardes<sup>b</sup>, S. Dogra<sup>a</sup>, T.R. Fernandez Perez Tomei<sup>a</sup>, E.M. Gregores<sup>b</sup>,

P.G. Mercadante<sup>b</sup>, C.S. Moon<sup>a,5</sup>, S.F. Novaes<sup>a</sup>, Sandra S. Padula<sup>a</sup>, D. Romero Abad<sup>b</sup>, J.C. Ruiz Vargas

**Institute for Nuclear Research and Nuclear Energy, Sofia, Bulgaria**

A. Aleksandrov, R. Hadjiiska, P. Iaydjiev, M. Rodozov, S. Stoykova, G. Sultanov, M. Vutova

**University of Sofia, Sofia, Bulgaria**

A. Dimitrov, I. Glushkov, L. Litov, B. Pavlov, P. Petkov

**Beihang University, Beijing, China**

W. Fang<sup>6</sup>

**Institute of High Energy Physics, Beijing, China**

M. Ahmad, J.G. Bian, G.M. Chen, H.S. Chen, M. Chen, Y. Chen<sup>7</sup>, T. Cheng, R. Du, C.H. Jiang, D. Leggat, Z. Liu, F. Romeo, S.M. Shaheen, A. Spiezia, J. Tao, C. Wang, Z. Wang, H. Zhang, J. Zhao

**State Key Laboratory of Nuclear Physics and Technology, Peking University, Beijing, China**

C. Asawatangtrakuldee, Y. Ban, Q. Li, S. Liu, Y. Mao, S.J. Qian, D. Wang, Z. Xu

**Universidad de Los Andes, Bogota, Colombia**

C. Avila, A. Cabrera, L.F. Chaparro Sierra, C. Florez, J.P. Gomez, J.D. Ruiz Alvarez, J.C. Sanabria

**University of Split, Faculty of Electrical Engineering, Mechanical Engineering and Naval Architecture, Split, Croatia**

N. Godinovic, D. Lelas, I. Puljak, P.M. Ribeiro Cipriano

**University of Split, Faculty of Science, Split, Croatia**

Z. Antunovic, M. Kovac

**Institute Rudjer Boskovic, Zagreb, Croatia**

V. Brigljevic, D. Ferencek, K. Kadija, J. Luetic, S. Micanovic, L. Sudic

**University of Cyprus, Nicosia, Cyprus**

A. Attikis, G. Mavromanolakis, J. Mousa, C. Nicolaou, F. Ptochos, P.A. Razis, H. Rykaczewski

**Charles University, Prague, Czech Republic**

M. Finger<sup>8</sup>, M. Finger Jr.<sup>8</sup>

**Universidad San Francisco de Quito, Quito, Ecuador**

E. Carrera Jarrin

**Academy of Scientific Research and Technology of the Arab Republic of Egypt, Egyptian Network of High Energy Physics, Cairo, Egypt**

A.A. Abdelalim<sup>9,10</sup>, E. El-khateeb<sup>11,11</sup>, M.A. Mahmoud<sup>12,13</sup>, A. Radi<sup>13,11</sup>

**National Institute of Chemical Physics and Biophysics, Tallinn, Estonia**

B. Calpas, M. Kadastik, M. Murumaa, L. Perrini, M. Raidal, A. Tiko, C. Veelken

**Department of Physics, University of Helsinki, Helsinki, Finland**

P. Eerola, J. Pekkanen, M. Voutilainen

**Helsinki Institute of Physics, Helsinki, Finland**

J. Härkönen, V. Karimäki, R. Kinnunen, T. Lampén, K. Lassila-Perini, S. Lehti, T. Lindén, P. Luukka, T. Peltola, J. Tuominiemi, E. Tuovinen, L. Wendland

**Lappeenranta University of Technology, Lappeenranta, Finland**

J. Talvitie, T. Tuuva



**DSM/IRFU, CEA/Saclay, Gif-sur-Yvette, France**

M. Besancon, F. Couderc, M. Dejardin, D. Denegri, B. Fabbro, J.L. Faure, C. Favaro, F. Ferri, S. Ganjour, S. Ghosh, A. Givernaud, P. Gras, G. Hamel de Monchenault, P. Jarry, E. Locci, M. Machet, J. Malcles, J. Rander, A. Rosowsky, M. Titov, A. Zghiche

**Laboratoire Leprince-Ringuet, Ecole Polytechnique, IN2P3-CNRS, Palaiseau, France**

A. Abdulsalam, I. Antropov, S. Baffioni, F. Beaudette, P. Busson, L. Cadamuro, E. Chapon, C. Charlot, O. Davignon, R. Granier de Cassagnac, M. Jo, S. Lisniak, P. Miné, I.N. Naranjo, M. Nguyen, C. Ochando, G. Ortona, P. Paganini, P. Pigard, S. Regnard, R. Salerno, Y. Sirois, T. Strebler, Y. Yilmaz, A. Zabi

**Institut Pluridisciplinaire Hubert Curien, Université de Strasbourg, Université de Haute Alsace Mulhouse, CNRS/IN2P3, Strasbourg, France**

J.-L. Agram<sup>14</sup>, J. Andrea, A. Aubin, D. Bloch, J.-M. Brom, M. Buttignol, E.C. Chabert, N. Chanon, C. Collard, E. Conte<sup>14</sup>, X. Coubez, J.-C. Fontaine<sup>14</sup>, D. Gelé, U. Goerlach, A.-C. Le Bihan, J.A. Merlin<sup>15</sup>, K. Skovpen, P. Van Hove

**Centre de Calcul de l'Institut National de Physique Nucleaire et de Physique des Particules, CNRS/IN2P3, Villeurbanne, France**

S. Gadrat

**Université de Lyon, Université Claude Bernard Lyon 1, CNRS-IN2P3, Institut de Physique Nucléaire de Lyon, Villeurbanne, France**

S. Beauceron, C. Bernet, G. Boudoul, E. Bouvier, C.A. Carrillo Montoya, R. Chierici, D. Contardo, B. Courbon, P. Depasse, H. El Mamouni, J. Fan, J. Fay, S. Gascon, M. Gouzevitch, G. Grenier, B. Ille, F. Lagarde, I.B. Laktineh, M. Lethuillier, L. Mirabito, A.L. Pequegnot, S. Perries, A. Popov<sup>16</sup>, D. Sabes, V. Sordini, M. Vander Donckt, P. Verdier, S. Viret

**Georgian Technical University, Tbilisi, Georgia**

A. Khvedelidze<sup>8</sup>

**Tbilisi State University, Tbilisi, Georgia**

Z. Tsamalaidze<sup>8</sup>

**RWTH Aachen University, I. Physikalisches Institut, Aachen, Germany**

C. Autermann, S. Beranek, L. Feld, A. Heister, M.K. Kiesel, K. Klein, M. Lipinski, A. Ostapchuk, M. Preuten, F. Raupach, S. Schael, C. Schomakers, J.F. Schulte, J. Schulz, T. Verlage, H. Weber, V. Zhukov<sup>16</sup>

**RWTH Aachen University, III. Physikalisches Institut A, Aachen, Germany**

M. Ata, M. Brodski, E. Dietz-Laursonn, D. Duchardt, M. Endres, M. Erdmann, S. Erdweg, T. Esch, R. Fischer, A. Güth, T. Hebbeker, C. Heidemann, K. Hoepfner, S. Knutzen, M. Merschmeyer, A. Meyer, P. Millet, S. Mukherjee, M. Olschewski, K. Padeken, P. Papacz, T. Pook, M. Radziej, H. Reithler, M. Rieger, F. Scheuch, L. Sonnenschein, D. Teyssier, S. Thüer

**RWTH Aachen University, III. Physikalisches Institut B, Aachen, Germany**

V. Cherepanov, Y. Erdogan, G. Flügge, H. Geenen, M. Geisler, F. Hoehle, B. Kargoll, T. Kress, A. Künsken, J. Lingemann, A. Nehr Korn, A. Nowack, I.M. Nugent, C. Pistone, O. Pooth, A. Stahl<sup>15</sup>

**Deutsches Elektronen-Synchrotron, Hamburg, Germany**

M. Aldaya Martin, I. Asin, K. Beernaert, O. Behnke, U. Behrens, A.A. Bin Anuar, K. Borras<sup>17</sup>, A. Campbell, P. Connor, C. Contreras-Campana, F. Costanza, C. Diez Pardos, G. Dolinska, G. Eckerlin, D. Eckstein, T. Eichhorn, E. Gallo<sup>18</sup>, J. Garay Garcia, A. Geiser,

A. Gizhko, J.M. Grados Luyando, P. Gunnellini, A. Harb, J. Hauk, M. Hempel<sup>19</sup>, H. Jung, A. Kalogeropoulos, O. Karacheban<sup>19</sup>, M. Kasemann, J. Kieseler, C. Kleinwort, I. Korol, W. Lange, A. Lelek, J. Leonard, K. Lipka, A. Lobanov, W. Lohmann<sup>19</sup>, R. Mankel, I.-A. Melzer-Pellmann, A.B. Meyer, G. Mittag, J. Mnich, A. Mussgiller, E. Ntomari, D. Pitzl, R. Placakyte, A. Raspereza, B. Roland, M.Ö. Sahin, P. Saxena, T. Schoerner-Sadenius, C. Seitz, S. Spannagel, N. Stefaniuk, K.D. Trippkewitz, G.P. Van Onsem, R. Walsh, C. Wissing

**University of Hamburg, Hamburg, Germany**

V. Blobel, M. Centis Vignali, A.R. Draeger, T. Dreyer, J. Erfle, E. Garutti, K. Goebel, D. Gonzalez, M. Görner, J. Haller, M. Hoffmann, R.S. Höing, A. Junkes, R. Klanner, R. Kogler, N. Kovalchuk, S. Kurz, T. Lapsien, T. Lenz, I. Marchesini, D. Marconi, M. Meyer, M. Niedziela, D. Nowatschin, J. Ott, F. Pantaleo<sup>15</sup>, T. Peiffer, A. Perieanu, N. Pietsch, J. Poehlsen, C. Sander, C. Scharf, P. Schleper, E. Schlieckau, A. Schmidt, S. Schumann, J. Schwandt, H. Stadie, G. Steinbrück, F.M. Stober, M. Stöver, H. Tholen, D. Troendle, E. Usai, L. Vanelderen, A. Vanhoefer, B. Vormwald

**Institut für Experimentelle Kernphysik, Karlsruhe, Germany**

C. Barth, C. Baus, J. Berger, E. Butz, T. Chwalek, F. Colombo, W. De Boer, A. Dierlamm, S. Fink, R. Friese, M. Giffels, A. Gilbert, D. Haitz, F. Hartmann<sup>15</sup>, S.M. Heindl, U. Husemann, I. Katkov<sup>16</sup>, A. Kornmayer<sup>15</sup>, P. Lobelle Pardo, B. Maier, H. Mildner, M.U. Mozer, T. Müller, Th. Müller, M. Plagge, G. Quast, K. Rabbertz, S. Röcker, F. Roscher, M. Schröder, G. Sieber, H.J. Simonis, R. Ulrich, J. Wagner-Kuhr, S. Wayand, M. Weber, T. Weiler, S. Williamson, C. Wöhrmann, R. Wolf

**Institute of Nuclear and Particle Physics (INPP), NCSR Demokritos, Aghia Paraskevi, Greece**

G. Anagnostou, G. Daskalakis, T. Gerasis, V.A. Giakoumopoulou, A. Kyriakis, D. Loukas, I. Topsis-Giotis

**National and Kapodistrian University of Athens, Athens, Greece**

A. Agapitos, S. Kesisoglou, A. Panagiotou, N. Saoulidou, E. Tziaferi

**University of Ioánnina, Ioánnina, Greece**

I. Evangelou, G. Flouris, C. Foudas, P. Kokkas, N. Loukas, N. Manthos, I. Papadopoulos, E. Paradas

**MTA-ELTE Lendület CMS Particle and Nuclear Physics Group, Eötvös Loránd University**

N. Filipovic

**Wigner Research Centre for Physics, Budapest, Hungary**

G. Bencze, C. Hajdu, P. Hidas, D. Horvath<sup>20</sup>, F. Sikler, V. Veszpremi, G. Vesztergombi<sup>21</sup>, A.J. Zsigmond

**Institute of Nuclear Research ATOMKI, Debrecen, Hungary**

N. Beni, S. Czellar, J. Karancsi<sup>22</sup>, J. Molnar, Z. Szillasi

**University of Debrecen, Debrecen, Hungary**

M. Bartók<sup>21</sup>, A. Makovec, P. Raics, Z.L. Trocsanyi, B. Ujvari

**National Institute of Science Education and Research, Bhubaneswar, India**

S. Bahinipati, S. Choudhury<sup>23</sup>, P. Mal, K. Mandal, A. Nayak, D.K. Sahoo, N. Sahoo, S.K. Swain

**Panjab University, Chandigarh, India**

S. Bansal, S.B. Beri, V. Bhatnagar, R. Chawla, R. Gupta, U. Bhawandeep, A.K. Kalsi, A. Kaur, M. Kaur, R. Kumar, A. Mehta, M. Mittal, J.B. Singh, G. Walia

**University of Delhi, Delhi, India**

Ashok Kumar, A. Bhardwaj, B.C. Choudhary, R.B. Garg, S. Keshri, A. Kumar, S. Malhotra, M. Naimuddin, N. Nishu, K. Ranjan, R. Sharma, V. Sharma

**Saha Institute of Nuclear Physics, Kolkata, India**

R. Bhattacharya, S. Bhattacharya, K. Chatterjee, S. Dey, S. Dutt, S. Dutta, S. Ghosh, N. Majumdar, A. Modak, K. Mondal, S. Mukhopadhyay, S. Nandan, A. Purohit, A. Roy, D. Roy, S. Roy Chowdhury, S. Sarkar, M. Sharan, S. Thakur

**Indian Institute of Technology Madras, Madras, India**

P.K. Behera

**Bhabha Atomic Research Centre, Mumbai, India**

R. Chudasama, D. Dutta, V. Jha, V. Kumar, A.K. Mohanty<sup>15</sup>, P.K. Netrakanti, L.M. Pant, P. Shukla, A. Topkar

**Tata Institute of Fundamental Research, Mumbai, India**

T. Aziz, S. Banerjee, S. Bhowmik<sup>24</sup>, R.M. Chatterjee, R.K. Dewanjee, S. Dugad, S. Ganguly, M. Guchait, A. Gurtu<sup>25</sup>, Sa. Jain, G. Kole, S. Kumar, B. Mahakud, M. Maity<sup>24</sup>, G. Majumder, K. Mazumdar, S. Mitra, G.B. Mohanty, B. Parida, T. Sarkar<sup>24</sup>, N. Sur, B. Sutar, N. Wickramage<sup>26</sup>

**Indian Institute of Science Education and Research (IISER), Pune, India**

S. Chauhan, S. Dube, A. Kapoor, K. Kothekar, A. Rane, S. Sharma

**Institute for Research in Fundamental Sciences (IPM), Tehran, Iran**

H. Bakhshiansohi, H. Behnamian, S. Chenarani, E. Eskandari Tadavani, S.M. Etesami<sup>27</sup>, A. Fahim<sup>28</sup>, M. Khakzad, M. Mohammadi Najafabadi, M. Naseri, S. Paktinat Mehdiabadi, F. Rezaei Hosseinabadi, B. Safarzadeh<sup>29</sup>, M. Zeinali

**University College Dublin, Dublin, Ireland**

M. Grunewald

**INFN Sezione di Bari <sup>a</sup>, Università di Bari <sup>b</sup>, Politecnico di Bari <sup>c</sup>, Bari, Italy**

M. Abbrescia<sup>a,b</sup>, C. Calabria<sup>a,b</sup>, C. Caputo<sup>a,b</sup>, A. Colaleo<sup>a</sup>, D. Creanza<sup>a,c</sup>, L. Cristella<sup>a,b</sup>, N. De Filippis<sup>a,c</sup>, M. De Palma<sup>a,b</sup>, L. Fiore<sup>a</sup>, G. Iaselli<sup>a,c</sup>, G. Maggi<sup>a,c</sup>, M. Maggi<sup>a</sup>, G. Miniello<sup>a,b</sup>, S. My<sup>a,b</sup>, S. Nuzzo<sup>a,b</sup>, A. Pompili<sup>a,b</sup>, G. Pugliese<sup>a,c</sup>, R. Radogna<sup>a,b</sup>, A. Ranieri<sup>a</sup>, G. Selvaggi<sup>a,b</sup>, L. Silvestris<sup>a,15</sup>, R. Venditti<sup>a,b</sup>

**INFN Sezione di Bologna <sup>a</sup>, Università di Bologna <sup>b</sup>, Bologna, Italy**

G. Abbiendi<sup>a</sup>, C. Battilana, D. Bonacorsi<sup>a,b</sup>, S. Braibant-Giacomelli<sup>a,b</sup>, L. Brigliadori<sup>a,b</sup>, R. Campanini<sup>a,b</sup>, P. Capiluppi<sup>a,b</sup>, A. Castro<sup>a,b</sup>, F.R. Cavallo<sup>a</sup>, S.S. Chhibra<sup>a,b</sup>, G. Codispoti<sup>a,b</sup>, M. Cuffiani<sup>a,b</sup>, G.M. Dallavalle<sup>a</sup>, F. Fabbri<sup>a</sup>, A. Fanfani<sup>a,b</sup>, D. Fasanella<sup>a,b</sup>, P. Giacomelli<sup>a</sup>, C. Grandi<sup>a</sup>, L. Guiducci<sup>a,b</sup>, S. Marcellini<sup>a</sup>, G. Masetti<sup>a</sup>, A. Montanari<sup>a</sup>, F.L. Navarra<sup>a,b</sup>, A. Perrotta<sup>a</sup>, A.M. Rossi<sup>a,b</sup>, T. Rovelli<sup>a,b</sup>, G.P. Siroli<sup>a,b</sup>, N. Tosi<sup>a,b,15</sup>

**INFN Sezione di Catania <sup>a</sup>, Università di Catania <sup>b</sup>, Catania, Italy**

S. Albergo<sup>a,b</sup>, M. Chiorboli<sup>a,b</sup>, S. Costa<sup>a,b</sup>, A. Di Mattia<sup>a</sup>, F. Giordano<sup>a,b</sup>, R. Potenza<sup>a,b</sup>, A. Tricomi<sup>a,b</sup>, C. Tuve<sup>a,b</sup>

**INFN Sezione di Firenze <sup>a</sup>, Università di Firenze <sup>b</sup>, Firenze, Italy**

G. Barbagli<sup>a</sup>, V. Ciulli<sup>a,b</sup>, C. Civinini<sup>a</sup>, R. D'Alessandro<sup>a,b</sup>, E. Focardi<sup>a,b</sup>, V. Gori<sup>a,b</sup>, P. Lenzi<sup>a,b</sup>, M. Meschini<sup>a</sup>, S. Paoletti<sup>a</sup>, G. Sguazzoni<sup>a</sup>, L. Viliani<sup>a,b,15</sup>

**INFN Laboratori Nazionali di Frascati, Frascati, Italy**

L. Benussi, S. Bianco, F. Fabbri, D. Piccolo, F. Primavera<sup>15</sup>

**INFN Sezione di Genova <sup>a</sup>, Università di Genova <sup>b</sup>, Genova, Italy**

V. Calvelli<sup>a,b</sup>, F. Ferro<sup>a</sup>, M. Lo Vetere<sup>a,b</sup>, M.R. Monge<sup>a,b</sup>, E. Robutti<sup>a</sup>, S. Tosi<sup>a,b</sup>

**INFN Sezione di Milano-Bicocca <sup>a</sup>, Università di Milano-Bicocca <sup>b</sup>, Milano, Italy**

L. Brianza, F. Brivio, M.E. Dinardo<sup>a,b</sup>, S. Fiorendi<sup>a,b</sup>, S. Gennai<sup>a</sup>, A. Ghezzi<sup>a,b</sup>, P. Govoni<sup>a,b</sup>, S. Malvezzi<sup>a</sup>, R.A. Manzoni<sup>a,b,15</sup>, B. Marzocchi<sup>a,b</sup>, D. Menasce<sup>a</sup>, L. Moroni<sup>a</sup>, M. Paganoni<sup>a,b</sup>, D. Pedrini<sup>a</sup>, S. Pigazzini, S. Ragazzi<sup>a,b</sup>, T. Tabarelli de Fatis<sup>a,b</sup>

**INFN Sezione di Napoli <sup>a</sup>, Università di Napoli 'Federico II' <sup>b</sup>, Napoli, Italy, Università della Basilicata <sup>c</sup>, Potenza, Italy, Università G. Marconi <sup>d</sup>, Roma, Italy**

S. Buontempo<sup>a</sup>, N. Cavallo<sup>a,c</sup>, G. De Nardo, S. Di Guida<sup>a,d,15</sup>, M. Esposito<sup>a,b</sup>, F. Fabozzi<sup>a,c</sup>, A.O.M. Iorio<sup>a,b</sup>, G. Lanza<sup>a</sup>, L. Lista<sup>a</sup>, S. Meola<sup>a,d,15</sup>, M. Merola<sup>a</sup>, P. Paolucci<sup>a,15</sup>, C. Sciacca<sup>a,b</sup>, F. Thyssen

**INFN Sezione di Padova <sup>a</sup>, Università di Padova <sup>b</sup>, Padova, Italy, Università di Trento <sup>c</sup>, Trento, Italy**

P. Azzi<sup>a,15</sup>, N. Bacchetta<sup>a</sup>, L. Benato<sup>a,b</sup>, D. Bisello<sup>a,b</sup>, A. Boletti<sup>a,b</sup>, R. Carlin<sup>a,b</sup>, A. Carvalho Antunes De Oliveira<sup>a,b</sup>, P. Checchia<sup>a</sup>, M. Dall'Osso<sup>a,b</sup>, P. De Castro Manzano<sup>a</sup>, T. Dorigo<sup>a</sup>, U. Dosselli<sup>a</sup>, F. Gasparini<sup>a,b</sup>, U. Gasparini<sup>a,b</sup>, A. Gozzelino<sup>a</sup>, S. Lacaprara<sup>a</sup>, M. Margoni<sup>a,b</sup>, A.T. Meneguzzo<sup>a,b</sup>, J. Pazzini<sup>a,b,15</sup>, N. Pozzobon<sup>a,b</sup>, P. Ronchese<sup>a,b</sup>, F. Simonetto<sup>a,b</sup>, E. Torassa<sup>a</sup>, M. Tosi<sup>a,b</sup>, M. Zanetti, P. Zotto<sup>a,b</sup>, A. Zucchetta<sup>a,b</sup>, G. Zumerle<sup>a,b</sup>

**INFN Sezione di Pavia <sup>a</sup>, Università di Pavia <sup>b</sup>, Pavia, Italy**

A. Braghieri<sup>a</sup>, A. Magnani<sup>a,b</sup>, P. Montagna<sup>a,b</sup>, S.P. Ratti<sup>a,b</sup>, V. Re<sup>a</sup>, C. Riccardi<sup>a,b</sup>, P. Salvini<sup>a</sup>, I. Vai<sup>a,b</sup>, P. Vitulo<sup>a,b</sup>

**INFN Sezione di Perugia <sup>a</sup>, Università di Perugia <sup>b</sup>, Perugia, Italy**

L. Alunni Solestizi<sup>a,b</sup>, G.M. Bilei<sup>a</sup>, D. Ciangottini<sup>a,b</sup>, L. Fanò<sup>a,b</sup>, P. Lariccia<sup>a,b</sup>, R. Leonardi<sup>a,b</sup>, G. Mantovani<sup>a,b</sup>, M. Menichelli<sup>a</sup>, A. Saha<sup>a</sup>, A. Santocchia<sup>a,b</sup>

**INFN Sezione di Pisa <sup>a</sup>, Università di Pisa <sup>b</sup>, Scuola Normale Superiore di Pisa <sup>c</sup>, Pisa, Italy**

K. Androsov<sup>a,30</sup>, P. Azzurri<sup>a,15</sup>, G. Bagliesi<sup>a</sup>, J. Bernardini<sup>a</sup>, T. Boccali<sup>a</sup>, R. Castaldi<sup>a</sup>, M.A. Ciocci<sup>a,30</sup>, R. Dell'Orso<sup>a</sup>, S. Donato<sup>a,c</sup>, G. Fedi, A. Giassi<sup>a</sup>, M.T. Grippo<sup>a,30</sup>, F. Ligabue<sup>a,c</sup>, T. Lomtadze<sup>a</sup>, L. Martini<sup>a,b</sup>, A. Messineo<sup>a,b</sup>, F. Palla<sup>a</sup>, A. Rizzi<sup>a,b</sup>, A. Savoy-Navarro<sup>a,31</sup>, P. Spagnolo<sup>a</sup>, R. Tenchini<sup>a</sup>, G. Tonelli<sup>a,b</sup>, A. Venturi<sup>a</sup>, P.G. Verdini<sup>a</sup>

**INFN Sezione di Roma <sup>a</sup>, Università di Roma <sup>b</sup>, Roma, Italy**

L. Barone<sup>a,b</sup>, F. Cavallari<sup>a</sup>, M. Cipriani<sup>a,b</sup>, G. D'imperio<sup>a,b,15</sup>, D. Del Re<sup>a,b,15</sup>, M. Diemoz<sup>a</sup>, S. Gelli<sup>a,b</sup>, C. Jordà<sup>a</sup>, E. Longo<sup>a,b</sup>, F. Margaroli<sup>a,b</sup>, P. Meridiani<sup>a</sup>, G. Organtini<sup>a,b</sup>, R. Paramatti<sup>a</sup>, F. Preiato<sup>a,b</sup>, S. Rahatlou<sup>a,b</sup>, C. Rovelli<sup>a</sup>, F. Santanastasio<sup>a,b</sup>

**INFN Sezione di Torino <sup>a</sup>, Università di Torino <sup>b</sup>, Torino, Italy, Università del Piemonte Orientale <sup>c</sup>, Novara, Italy**

N. Amapane<sup>a,b</sup>, R. Arcidiacono<sup>a,c,15</sup>, S. Argiro<sup>a,b</sup>, M. Arneodo<sup>a,c</sup>, N. Bartosik<sup>a</sup>, R. Bellan<sup>a,b</sup>, C. Biino<sup>a</sup>, N. Cartiglia<sup>a</sup>, M. Costa<sup>a,b</sup>, R. Covarelli<sup>a,b</sup>, A. Degano<sup>a,b</sup>, N. Demaria<sup>a</sup>, L. Finco<sup>a,b</sup>, B. Kiani<sup>a,b</sup>, C. Mariotti<sup>a</sup>, S. Maselli<sup>a</sup>, E. Migliore<sup>a,b</sup>, V. Monaco<sup>a,b</sup>, E. Monteil<sup>a,b</sup>, M.M. Obertino<sup>a,b</sup>, L. Pacher<sup>a,b</sup>, N. Pastrone<sup>a</sup>, M. Pelliccioni<sup>a</sup>, G.L. Pinna Angioni<sup>a,b</sup>, F. Ravera<sup>a,b</sup>, A. Romero<sup>a,b</sup>, M. Ruspa<sup>a,c</sup>, R. Sacchi<sup>a,b</sup>, V. Sola<sup>a</sup>, A. Solano<sup>a,b</sup>, A. Staiano<sup>a</sup>, P. Traczyk<sup>a,b</sup>

**INFN Sezione di Trieste <sup>a</sup>, Università di Trieste <sup>b</sup>, Trieste, Italy**

S. Belforte<sup>a</sup>, V. Candelise<sup>a,b</sup>, M. Casarsa<sup>a</sup>, F. Cossutti<sup>a</sup>, G. Della Ricca<sup>a,b</sup>, C. La Licata<sup>a,b</sup>, A. Schizzi<sup>a,b</sup>, A. Zanetti<sup>a</sup>

**Kyungpook National University, Daegu, Korea**

D.H. Kim, G.N. Kim, M.S. Kim, S. Lee, S.W. Lee, Y.D. Oh, S. Sekmen, D.C. Son, Y.C. Yang

**Chonbuk National University, Jeonju, Korea**

H. Kim

**Hanyang University, Seoul, Korea**

J.A. Brochero Cifuentes, T.J. Kim

**Korea University, Seoul, Korea**

S. Cho, S. Choi, Y. Go, D. Gyun, S. Ha, B. Hong, Y. Jo, Y. Kim, B. Lee, K. Lee, K.S. Lee, S. Lee, J. Lim, S.K. Park, Y. Roh

**Seoul National University, Seoul, Korea**

J. Almond, J. Kim, S.H. Seo, U. Yang, H.D. Yoo, G.B. Yu

**University of Seoul, Seoul, Korea**

M. Choi, H. Kim, H. Kim, J.H. Kim, J.S.H. Lee, I.C. Park, G. Ryu, M.S. Ryu

**Sungkyunkwan University, Suwon, Korea**

Y. Choi, J. Goh, D. Kim, E. Kwon, J. Lee, I. Yu

**Vilnius University, Vilnius, Lithuania**

V. Dudenas, A. Juodagalvis, J. Vaitkus

**National Centre for Particle Physics, Universiti Malaya, Kuala Lumpur, Malaysia**

I. Ahmed, Z.A. Ibrahim, J.R. Komaragiri, M.A.B. Md Ali<sup>32</sup>, F. Mohamad Idris<sup>33</sup>, W.A.T. Wan Abdullah, M.N. Yusli, Z. Zolkapli

**Centro de Investigacion y de Estudios Avanzados del IPN, Mexico City, Mexico**

E. Casimiro Linares, H. Castilla-Valdez, E. De La Cruz-Burelo, I. Heredia-De La Cruz<sup>34</sup>, A. Hernandez-Almada, R. Lopez-Fernandez, J. Mejia Guisao, A. Sanchez-Hernandez

**Universidad Iberoamericana, Mexico City, Mexico**

S. Carrillo Moreno, F. Vazquez Valencia

**Benemerita Universidad Autonoma de Puebla, Puebla, Mexico**

I. Pedraza, H.A. Salazar Ibarguen, C. Uribe Estrada

**Universidad Autónoma de San Luis Potosí, San Luis Potosí, Mexico**

A. Morelos Pineda

**University of Auckland, Auckland, New Zealand**

D. Krofcheck

**University of Canterbury, Christchurch, New Zealand**

P.H. Butler

**National Centre for Physics, Quaid-I-Azam University, Islamabad, Pakistan**

A. Ahmad, M. Ahmad, Q. Hassan, H.R. Hoorani, W.A. Khan, T. Khurshid, M. Shoaib, M. Waqas

**National Centre for Nuclear Research, Swierk, Poland**

H. Bialkowska, M. Bluj, B. Boimska, T. Frueboes, M. Górski, M. Kazana, K. Nawrocki, K. Romanowska-Rybinska, M. Szleper, P. Zalewski

**Institute of Experimental Physics, Faculty of Physics, University of Warsaw, Warsaw, Poland**

K. Bunkowski, A. Byszuk<sup>35</sup>, K. Doroba, A. Kalinowski, M. Konecki, J. Krolikowski, M. Misiura, M. Olszewski, M. Walczak

**Laboratório de Instrumentação e Física Experimental de Partículas, Lisboa, Portugal**

P. Bargassa, C. Beirão Da Cruz E Silva, A. Di Francesco, P. Faccioli, P.G. Ferreira Parracho, M. Gallinaro, J. Hollar, N. Leonardo, L. Lloret Iglesias, M.V. Nemallapudi, F. Nguyen, J. Rodrigues Antunes, J. Seixas, O. Toldaiev, D. Vadrucio, J. Varela, P. Vischia

**Joint Institute for Nuclear Research, Dubna, Russia**

S. Afanasiev, P. Bunin, M. Gavrilenko, I. Golutvin, I. Gorbunov, A. Kamenev, V. Karjavin, A. Lanev, A. Malakhov, V. Matveev<sup>36,37</sup>, P. Moisezenz, V. Palichik, V. Perelygin, S. Shmatov, S. Shulha, N. Skatchkov, V. Smirnov, N. Voytishin, A. Zarubin

**Petersburg Nuclear Physics Institute, Gatchina (St. Petersburg), Russia**

L. Chtchypounov, V. Golovtsov, Y. Ivanov, V. Kim<sup>38</sup>, E. Kuznetsova<sup>39</sup>, V. Murzin, V. Oreshkin, V. Sulimov, A. Vorobyev

**Institute for Nuclear Research, Moscow, Russia**

Yu. Andreev, A. Dermenev, S. Gninenko, N. Golubev, A. Karneyeu, M. Kirsanov, N. Krasnikov, A. Pashenkov, D. Tlisov, A. Toropin

**Institute for Theoretical and Experimental Physics, Moscow, Russia**

V. Epshteyn, V. Gavrilov, N. Lychkovskaya, V. Popov, I. Pozdnyakov, G. Safronov, A. Spiridonov, M. Toms, E. Vlasov, A. Zhokin

**National Research Nuclear University 'Moscow Engineering Physics Institute' (MEPhI), Moscow, Russia**

M. Chadeeva, O. Markin, E. Tarkovskii

**P.N. Lebedev Physical Institute, Moscow, Russia**

V. Andreev, M. Azarkin<sup>37</sup>, I. Dremin<sup>37</sup>, M. Kirakosyan, A. Leonidov<sup>37</sup>, S.V. Rusakov, A. Terkulov

**Skobeltsyn Institute of Nuclear Physics, Lomonosov Moscow State University, Moscow, Russia**

A. Baskakov, A. Belyaev, E. Boos, M. Dubinin<sup>40</sup>, L. Dudko, A. Ershov, A. Gribushin, V. Klyukhin, O. Kodolova, I. Lokhtin, I. Miagkov, S. Obraztsov, S. Petrushanko, V. Savrin, A. Snigirev

**State Research Center of Russian Federation, Institute for High Energy Physics, Protvino, Russia**

I. Azhgirey, I. Bayshev, S. Bitioukov, D. Elumakhov, V. Kachanov, A. Kalinin, D. Konstantinov, V. Krychkin, V. Petrov, R. Ryutin, A. Sobol, S. Troshin, N. Tyurin, A. Uzunian, A. Volkov

**University of Belgrade, Faculty of Physics and Vinca Institute of Nuclear Sciences, Belgrade, Serbia**

P. Adzic<sup>41</sup>, P. Cirkovic, D. Devetak, J. Milosevic, V. Rekovic

**Centro de Investigaciones Energéticas Medioambientales y Tecnológicas (CIEMAT), Madrid, Spain**

J. Alcaraz Maestre, E. Calvo, M. Cerrada, M. Chamizo Llatas, N. Colino, B. De La Cruz, A. Delgado Peris, A. Escalante Del Valle, C. Fernandez Bedoya, J.P. Fernández Ramos, J. Flix, M.C. Fouz, P. Garcia-Abia, O. Gonzalez Lopez, S. Goy Lopez, J.M. Hernandez, M.I. Josa, E. Navarro De Martino, A. Pérez-Calero Yzquierdo, J. Puerta Pelayo, A. Quintario Olmeda, I. Redondo, L. Romero, M.S. Soares

**Universidad Autónoma de Madrid, Madrid, Spain**

J.F. de Trocóniz, M. Missiroli, D. Moran

**Universidad de Oviedo, Oviedo, Spain**

J. Cuevas, J. Fernandez Menendez, I. Gonzalez Caballero, E. Palencia Cortezon, S. Sanchez Cruz, J.M. Vizan Garcia

**Instituto de Física de Cantabria (IFCA), CSIC-Universidad de Cantabria, Santander, Spain**

I.J. Cabrillo, A. Calderon, J.R. Castiñeiras De Saa, E. Curras, M. Fernandez, J. Garcia-Ferrero, G. Gomez, A. Lopez Virto, J. Marco, C. Martinez Rivero, F. Matorras, J. Piedra Gomez, T. Rodrigo, A. Ruiz-Jimeno, L. Scodellaro, N. Trevisani, I. Vila, R. Vilar Cortabitarte

**CERN, European Organization for Nuclear Research, Geneva, Switzerland**

D. Abbaneo, E. Auffray, G. Auzinger, M. Bachtis, P. Baillon, A.H. Ball, D. Barney, P. Bloch, A. Bocci, A. Bonato, C. Botta, T. Camporesi, R. Castello, M. Cepeda, G. Cerminara, M. D'Alfonso, D. d'Enterria, A. Dabrowski, V. Daponte, A. David, M. De Gruttola, F. De Guio, A. De Roeck, E. Di Marco<sup>42</sup>, M. Dobson, M. Dordevic, B. Dorney, T. du Pree, D. Duggan, M. Dünser, N. Dupont, A. Elliott-Peisert, S. Fartoukh, G. Franzoni, J. Fulcher, W. Funk, D. Gigi, K. Gill, M. Girone, F. Glege, S. Gundacker, M. Guthoff, J. Hammer, P. Harris, J. Hegeman, V. Innocente, P. Janot, H. Kirschenmann, V. Knünz, M.J. Kortelainen, K. Kousouris, M. Krammer<sup>1</sup>, P. Lecoq, C. Lourenço, M.T. Lucchini, N. Magini, L. Malgeri, M. Mannelli, A. Martelli, F. Meijers, S. Mersi, E. Meschi, F. Moortgat, S. Morovic, M. Mulders, H. Neugebauer, S. Orfanelli<sup>43</sup>, L. Orsini, L. Pape, E. Perez, M. Peruzzi, A. Petrilli, G. Petrucciani, A. Pfeiffer, M. Pierini, A. Racz, T. Reis, G. Rolandi<sup>44</sup>, M. Rovere, M. Ruan, H. Sakulin, J.B. Sauvan, C. Schäfer, C. Schwick, M. Seidel, A. Sharma, P. Silva, M. Simon, P. Sphicas<sup>45</sup>, J. Steggemann, M. Stoye, Y. Takahashi, D. Treille, A. Triossi, A. Tsirou, V. Veckalns<sup>46</sup>, G.I. Veres<sup>21</sup>, N. Wardle, A. Zagozdinska<sup>35</sup>, W.D. Zeuner

**Paul Scherrer Institut, Villigen, Switzerland**

W. Bertl, K. Deiters, W. Erdmann, R. Horisberger, Q. Ingram, H.C. Kaestli, D. Kotlinski, U. Langenegger, T. Rohe

**Institute for Particle Physics, ETH Zurich, Zurich, Switzerland**

F. Bachmair, L. Bäni, L. Bianchini, B. Casal, G. Dissertori, M. Dittmar, M. Donegà, P. Eller, C. Grab, C. Heidegger, D. Hits, J. Hoss, G. Kasieczka, P. Lecomte<sup>†</sup>, W. Lustermann, B. Mangano, M. Marionneau, P. Martinez Ruiz del Arbol, M. Masciovecchio, M.T. Meinhard, D. Meister, F. Micheli, P. Musella, F. Nessi-Tedaldi, F. Pandolfi, J. Pata, F. Pauss, G. Perrin, L. Perrozzi, M. Quittnat, M. Rossini, M. Schönenberger, A. Starodumov<sup>47</sup>, M. Takahashi, V.R. Tavolaro, K. Theofilatos, R. Wallny

**Universität Zürich, Zurich, Switzerland**

T.K. Aarrestad, C. AMSler<sup>48</sup>, L. Caminada, M.F. Canelli, V. Chiochia, A. De Cosa, C. Galloni, A. Hinzmann, T. Hreus, B. Kilminster, C. Lange, J. Ngadiuba, D. Pinna, G. Rauco, P. Robmann, D. Salerno, Y. Yang

**National Central University, Chung-Li, Taiwan**

K.H. Chen, T.H. Doan, Sh. Jain, R. Khurana, M. Konyushikhin, C.M. Kuo, W. Lin, Y.J. Lu, A. Pozdnyakov, S.S. Yu

**National Taiwan University (NTU), Taipei, Taiwan**

Arun Kumar, P. Chang, Y.H. Chang, Y.W. Chang, Y. Chao, K.F. Chen, P.H. Chen, C. Dietz, F. Fiori, W.-S. Hou, Y. Hsiung, Y.F. Liu, R.-S. Lu, M. Miñano Moya, E. Paganis, J.f. Tsai, Y.M. Tzeng

**Chulalongkorn University, Faculty of Science, Department of Physics, Bangkok, Thailand**

B. Asavapibhop, G. Singh, N. Srimanobhas, N. Suwonjandee

**Cukurova University, Adana, Turkey**

A. Adiguzel, S. Cerci<sup>49</sup>, S. Damarseckin, Z.S. Demiroglu, C. Dozen, I. Dumanoglu, S. Girgis, G. Gokbulut, Y. Guler, E. Gurpinar, I. Hos, E.E. Kangal<sup>50</sup>, A. Kayis Topaksu, G. Onengut<sup>51</sup>, K. Ozdemir<sup>52</sup>, D. Sunar Cerci<sup>49</sup>, B. Tali<sup>49</sup>, C. Zorbilmez

**Middle East Technical University, Physics Department, Ankara, Turkey**

B. Bilin, S. Bilmis, B. Isildak<sup>53</sup>, G. Karapinar<sup>54</sup>, M. Yalvac, M. Zeyrek

**Bogazici University, Istanbul, Turkey**

E. Gülmez, M. Kaya<sup>55</sup>, O. Kaya<sup>56</sup>, E.A. Yetkin<sup>57</sup>, T. Yetkin<sup>58</sup>

**Istanbul Technical University, Istanbul, Turkey**

A. Cakir, K. Cankocak, S. Sen<sup>59</sup>, F.I. Vardarli

**Institute for Scintillation Materials of National Academy of Science of Ukraine, Kharkov, Ukraine**

B. Grynyov

**National Scientific Center, Kharkov Institute of Physics and Technology, Kharkov, Ukraine**

L. Levchuk, P. Sorokin

**University of Bristol, Bristol, United Kingdom**

R. Aggleton, F. Ball, L. Beck, J.J. Brooke, D. Burns, E. Clement, D. Cussans, H. Flacher, J. Goldstein, M. Grimes, G.P. Heath, H.F. Heath, J. Jacob, L. Kreczko, C. Lucas, Z. Meng, D.M. Newbold<sup>60</sup>, S. Paramesvaran, A. Poll, T. Sakuma, S. Seif El Nasr-storey, S. Senkin, D. Smith, V.J. Smith

**Rutherford Appleton Laboratory, Didcot, United Kingdom**

K.W. Bell, A. Belyaev<sup>61</sup>, C. Brew, R.M. Brown, L. Calligaris, D. Cieri, D.J.A. Cockerill, J.A. Coughlan, K. Harder, S. Harper, E. Olaiya, D. Petyt, C.H. Shepherd-Themistocleous, A. Thea, I.R. Tomalin, T. Williams

**Imperial College, London, United Kingdom**

M. Baber, R. Bainbridge, O. Buchmuller, A. Bundock, D. Burton, S. Casasso, M. Citron, D. Colling, L. Corpe, P. Dauncey, G. Davies, A. De Wit, M. Della Negra, P. Dunne, A. Elwood, D. Futyan, Y. Haddad, G. Hall, G. Iles, R. Lane, C. Laner, R. Lucas<sup>60</sup>, L. Lyons, A.-M. Magnan, S. Malik, L. Mastrolorenzo, J. Nash, A. Nikitenko<sup>47</sup>, J. Pela, B. Penning, M. Pesaresi, D.M. Raymond, A. Richards, A. Rose, C. Seez, A. Tapper, K. Uchida, M. Vazquez Acosta<sup>62</sup>, T. Virdee<sup>15</sup>, S.C. Zenz

**Brunel University, Uxbridge, United Kingdom**

J.E. Cole, P.R. Hobson, A. Khan, P. Kyberd, D. Leslie, I.D. Reid, P. Symonds, L. Teodorescu, M. Turner

**Baylor University, Waco, USA**

A. Borzou, K. Call, J. Dittmann, K. Hatakeyama, H. Liu, N. Pastika

**The University of Alabama, Tuscaloosa, USA**

O. Charaf, S.I. Cooper, C. Henderson, P. Rumerio

**Boston University, Boston, USA**

D. Arcaro, A. Avetisyan, T. Bose, D. Gastler, D. Rankin, C. Richardson, J. Rohlf, L. Sulak, D. Zou

**Brown University, Providence, USA**

G. Benelli, E. Berry, D. Cutts, A. Ferapontov, A. Garabedian, J. Hakala, U. Heintz, O. Jesus, E. Laird, G. Landsberg, Z. Mao, M. Narain, S. Piperov, S. Sagir, E. Spencer, R. Syarif



**University of California, Davis, Davis, USA**

R. Breedon, G. Breto, D. Burns, M. Calderon De La Barca Sanchez, S. Chauhan, M. Chertok, J. Conway, R. Conway, P.T. Cox, R. Erbacher, C. Flores, G. Funk, M. Gardner, W. Ko, R. Lander, C. Mclean, M. Mulhearn, D. Pellett, J. Pilot, F. Ricci-Tam, S. Shalhout, J. Smith, M. Squires, D. Stolp, M. Tripathi, S. Wilbur, R. Yohay

**University of California, Los Angeles, USA**

R. Cousins, P. Everaerts, A. Florent, J. Hauser, M. Ignatenko, D. Saltzberg, E. Takasugi, V. Valuev, M. Weber

**University of California, Riverside, Riverside, USA**

K. Burt, R. Clare, J. Ellison, J.W. Gary, G. Hanson, J. Heilman, P. Jandir, E. Kennedy, F. Lacroix, O.R. Long, M. Malberti, M. Olmedo Negrete, M.I. Paneva, A. Shrinivas, H. Wei, S. Wimpenny, B. R. Yates

**University of California, San Diego, La Jolla, USA**

J.G. Branson, G.B. Cerati, S. Cittolin, R.T. D'Agnolo, M. Derdzinski, R. Gerosa, A. Holzner, R. Kelley, D. Klein, J. Letts, I. Macneill, D. Olivito, S. Padhi, M. Pieri, M. Sani, V. Sharma, S. Simon, M. Tadel, A. Vartak, S. Wasserbaech<sup>63</sup>, C. Welke, J. Wood, F. Würthwein, A. Yagil, G. Zevi Della Porta

**University of California, Santa Barbara, Santa Barbara, USA**

R. Bhandari, J. Bradmiller-Feld, C. Campagnari, A. Dishaw, V. Dutta, K. Flowers, M. Franco Sevilla, P. Geffert, C. George, F. Golf, L. Gouskos, J. Gran, R. Heller, J. Incandela, N. Mccoll, S.D. Mullin, A. Ovcharova, J. Richman, D. Stuart, I. Suarez, C. West, J. Yoo

**California Institute of Technology, Pasadena, USA**

D. Anderson, A. Apresyan, J. Bendavid, A. Bornheim, J. Bunn, Y. Chen, J. Duarte, A. Mott, H.B. Newman, C. Pena, M. Spiropulu, J.R. Vlimant, S. Xie, R.Y. Zhu

**Carnegie Mellon University, Pittsburgh, USA**

M.B. Andrews, V. Azzolini, A. Calamba, B. Carlson, T. Ferguson, M. Paulini, J. Russ, M. Sun, H. Vogel, I. Vorobiev

**University of Colorado Boulder, Boulder, USA**

J.P. Cumalat, W.T. Ford, F. Jensen, A. Johnson, M. Krohn, T. Mulholland, K. Stenson, S.R. Wagner

**Cornell University, Ithaca, USA**

J. Alexander, A. Chatterjee, J. Chaves, J. Chu, S. Dittmer, N. Eggert, N. Mirman, G. Nicolas Kaufman, J.R. Patterson, A. Rinkevicius, A. Ryd, L. Skinnari, W. Sun, S.M. Tan, Z. Tao, W.D. Teo, J. Thom, J. Thompson, J. Tucker, Y. Weng, P. Wittich

**Fairfield University, Fairfield, USA**

D. Winn

**Fermi National Accelerator Laboratory, Batavia, USA**

S. Abdullin, M. Albrow, G. Apollinari, S. Banerjee, L.A.T. Bauerdick, A. Beretvas, J. Berryhill, P.C. Bhat, G. Bolla, K. Burkett, J.N. Butler, H.W.K. Cheung, F. Chlebana, S. Cihangir, M. Cremonesi, V.D. Elvira, I. Fisk, J. Freeman, E. Gottschalk, L. Gray, D. Green, S. Grünendahl, O. Gutsche, D. Hare, R.M. Harris, S. Hasegawa, J. Hirschauer, Z. Hu, B. Jayatilaka, S. Jindariani, M. Johnson, U. Joshi, B. Klima, B. Kreis, S. Lammel, J. Linacre, D. Lincoln, R. Lipton, T. Liu, R. Lopes De Sá, J. Lykken, K. Maeshima, J.M. Marraffino, S. Maruyama, D. Mason, P. McBride, P. Merkel, S. Mrenna, S. Nahn, C. Newman-Holmes<sup>†</sup>, V. O'Dell, K. Pedro, O. Prokofyev,

G. Rakness, L. Ristori, E. Sexton-Kennedy, A. Soha, W.J. Spalding, L. Spiegel, S. Stoynev, N. Strobbe, L. Taylor, S. Tkaczyk, N.V. Tran, L. Uplegger, E.W. Vaandering, C. Vernieri, M. Verzocchi, R. Vidal, M. Wang, H.A. Weber, A. Whitbeck

**University of Florida, Gainesville, USA**

D. Acosta, P. Avery, P. Bortignon, D. Bourilkov, A. Brinkerhoff, A. Carnes, M. Carver, D. Curry, S. Das, R.D. Field, I.K. Furic, J. Konigsberg, A. Korytov, P. Ma, K. Matchev, H. Mei, P. Milenovic<sup>64</sup>, G. Mitselmakher, D. Rank, L. Shchutska, D. Sperka, L. Thomas, J. Wang, S. Wang, J. Yelton

**Florida International University, Miami, USA**

S. Linn, P. Markowitz, G. Martinez, J.L. Rodriguez

**Florida State University, Tallahassee, USA**

A. Ackert, J.R. Adams, T. Adams, A. Askew, S. Bein, B. Diamond, S. Hagopian, V. Hagopian, K.F. Johnson, A. Khatiwada, H. Prosper, A. Santra, M. Weinberg

**Florida Institute of Technology, Melbourne, USA**

M.M. Baarmand, V. Bhopatkar, S. Colafranceschi<sup>65</sup>, M. Hohmann, H. Kalakhety, D. Noonan, T. Roy, F. Yumiceva

**University of Illinois at Chicago (UIC), Chicago, USA**

M.R. Adams, L. Apanasevich, D. Berry, R.R. Betts, I. Bucinskaite, R. Cavanaugh, O. Evdokimov, L. Gauthier, C.E. Gerber, D.J. Hofman, P. Kurt, C. O'Brien, I.D. Sandoval Gonzalez, P. Turner, N. Varelas, Z. Wu, M. Zakaria, J. Zhang

**The University of Iowa, Iowa City, USA**

B. Bilki<sup>66</sup>, W. Clarida, K. Dilsiz, S. Durgut, R.P. Gandrajula, M. Haytmyradov, V. Khristenko, J.-P. Merlo, H. Mermerkaya<sup>67</sup>, A. Mestvirishvili, A. Moeller, J. Nachtman, H. Ogul, Y. Onel, F. Ozok<sup>68</sup>, A. Penzo, C. Snyder, E. Tiras, J. Wetzel, K. Yi

**Johns Hopkins University, Baltimore, USA**

I. Anderson, B. Blumenfeld, A. Cocoros, N. Eminizer, D. Fehling, L. Feng, A.V. Gritsan, P. Maksimovic, M. Osherson, J. Roskes, U. Sarica, M. Swartz, M. Xiao, Y. Xin, C. You

**The University of Kansas, Lawrence, USA**

A. Al-bataineh, P. Baringer, A. Bean, C. Bruner, J. Castle, R.P. Kenny III, A. Kropivnitskaya, D. Majumder, M. Malek, W. Mcbrayer, M. Murray, S. Sanders, R. Stringer, Q. Wang

**Kansas State University, Manhattan, USA**

A. Ivanov, K. Kaadze, S. Khalil, M. Makouski, Y. Maravin, A. Mohammadi, L.K. Saini, N. Skhirtladze, S. Toda

**Lawrence Livermore National Laboratory, Livermore, USA**

D. Lange, F. Rebassoo, D. Wright

**University of Maryland, College Park, USA**

C. Anelli, A. Baden, O. Baron, A. Belloni, B. Calvert, S.C. Eno, C. Ferraioli, J.A. Gomez, N.J. Hadley, S. Jabeen, R.G. Kellogg, T. Kolberg, J. Kunkle, Y. Lu, A.C. Mignerey, Y.H. Shin, A. Skuja, M.B. Tonjes, S.C. Tonwar

**Massachusetts Institute of Technology, Cambridge, USA**

A. Apyan, R. Barbieri, A. Baty, R. Bi, K. Bierwagen, S. Brandt, W. Busza, I.A. Cali, Z. Demiragli, L. Di Matteo, G. Gomez Ceballos, M. Goncharov, D. Gulhan, D. Hsu, Y. Iiyama, G.M. Innocenti, M. Klute, D. Kovalskyi, K. Krajczar, Y.S. Lai, Y.-J. Lee, A. Levin, P.D. Luckey, A.C. Marini,

---

C. McGinn, C. Mironov, S. Narayanan, X. Niu, C. Paus, C. Roland, G. Roland, J. Salfeld-Nebgen, G.S.F. Stephans, K. Sumorok, K. Tatar, M. Varma, D. Velicanu, J. Veverka, J. Wang, T.W. Wang, B. Wyslouch, M. Yang, V. Zhukova

**University of Minnesota, Minneapolis, USA**

A.C. Benvenuti, B. Dahmes, A. Evans, A. Finkel, A. Gude, P. Hansen, S. Kalafut, S.C. Kao, K. Klapoetke, Y. Kubota, Z. Lesko, J. Mans, S. Nourbakhsh, N. Ruckstuhl, R. Rusack, N. Tambe, J. Turkewitz

**University of Mississippi, Oxford, USA**

J.G. Acosta, S. Oliveros

**University of Nebraska-Lincoln, Lincoln, USA**

E. Avdeeva, R. Bartek, K. Bloom, S. Bose, D.R. Claes, A. Dominguez, C. Fangmeier, R. Gonzalez Suarez, R. Kamalieddin, D. Knowlton, I. Kravchenko, F. Meier, J. Monroy, J.E. Siado, G.R. Snow, B. Stieger

**State University of New York at Buffalo, Buffalo, USA**

M. Alyari, J. Dolen, J. George, A. Godshalk, C. Harrington, I. Iashvili, J. Kaisen, A. Kharchilava, A. Kumar, A. Parker, S. Rappoccio, B. Roozbahani

**Northeastern University, Boston, USA**

G. Alverson, E. Barberis, D. Baumgartel, M. Chasco, A. Hortiangtham, A. Massironi, D.M. Morse, D. Nash, T. Orimoto, R. Teixeira De Lima, D. Trocino, R.-J. Wang, D. Wood

**Northwestern University, Evanston, USA**

S. Bhattacharya, K.A. Hahn, A. Kubik, J.F. Low, N. Mucia, N. Odell, B. Pollack, M.H. Schmitt, K. Sung, M. Trovato, M. Velasco

**University of Notre Dame, Notre Dame, USA**

N. Dev, M. Hildreth, K. Hurtado Anampa, C. Jessop, D.J. Karmgard, N. Kellams, K. Lannon, N. Marinelli, F. Meng, C. Mueller, Y. Musienko<sup>36</sup>, M. Planer, A. Reinsvold, R. Ruchti, N. Rupprecht, G. Smith, S. Taroni, N. Valls, M. Wayne, M. Wolf, A. Woodard

**The Ohio State University, Columbus, USA**

J. Alimena, L. Antonelli, J. Brinson, B. Bylsma, L.S. Durkin, S. Flowers, B. Francis, A. Hart, C. Hill, R. Hughes, W. Ji, B. Liu, W. Luo, D. Puigh, M. Rodenburg, B.L. Winer, H.W. Wulsin

**Princeton University, Princeton, USA**

O. Driga, P. Elmer, J. Hardenbrook, P. Hebda, D. Marlow, T. Medvedeva, M. Mooney, J. Olsen, C. Palmer, P. Piroué, D. Stickland, C. Tully, A. Zuranski

**University of Puerto Rico, Mayaguez, USA**

S. Malik

**Purdue University, West Lafayette, USA**

A. Barker, V.E. Barnes, D. Benedetti, S. Folgueras, L. Gutay, M.K. Jha, M. Jones, A.W. Jung, K. Jung, D.H. Miller, N. Neumeister, B.C. Radburn-Smith, X. Shi, J. Sun, A. Svyatkovskiy, F. Wang, W. Xie, L. Xu

**Purdue University Calumet, Hammond, USA**

N. Parashar, J. Stupak

**Rice University, Houston, USA**

A. Adair, B. Akgun, Z. Chen, K.M. Ecklund, F.J.M. Geurts, M. Guilbaud, W. Li, B. Michlin, M. Northup, B.P. Padley, R. Redjimi, J. Roberts, J. Rorie, Z. Tu, J. Zabel

**University of Rochester, Rochester, USA**

B. Betchart, A. Bodek, P. de Barbaro, R. Demina, Y.t. Duh, Y. Eshaq, T. Ferbel, M. Galanti, A. Garcia-Bellido, J. Han, O. Hindrichs, A. Khukhunaishvili, K.H. Lo, P. Tan, M. Verzetti

**Rutgers, The State University of New Jersey, Piscataway, USA**

J.P. Chou, E. Contreras-Campana, Y. Gershtein, T.A. Gómez Espinosa, E. Halkiadakis, M. Heindl, D. Hidas, E. Hughes, S. Kaplan, R. Kunnawalkam Elayavalli, S. Kyriacou, A. Lath, K. Nash, H. Saka, S. Salur, S. Schnetzer, D. Sheffield, S. Somalwar, R. Stone, S. Thomas, P. Thomassen, M. Walker

**University of Tennessee, Knoxville, USA**

M. Foerster, J. Heideman, G. Riley, K. Rose, S. Spanier, K. Thapa

**Texas A&M University, College Station, USA**

O. Bouhali<sup>69</sup>, A. Castaneda Hernandez<sup>69</sup>, A. Celik, M. Dalchenko, M. De Mattia, A. Delgado, S. Dildick, R. Eusebi, J. Gilmore, T. Huang, E. Juska, T. Kamon<sup>70</sup>, V. Krutelyov, R. Mueller, Y. Pakhotin, R. Patel, A. Perloff, L. Perniè, D. Rathjens, A. Rose, A. Safonov, A. Tatarinov, K.A. Ulmer

**Texas Tech University, Lubbock, USA**

N. Akchurin, C. Cowden, J. Damgov, C. Dragoiu, P.R. Duderod, J. Faulkner, S. Kunori, K. Lamichhane, S.W. Lee, T. Libeiro, S. Undleeb, I. Volobouev, Z. Wang

**Vanderbilt University, Nashville, USA**

A.G. Delannoy, S. Greene, A. Gurrola, R. Janjam, W. Johns, C. Maguire, A. Melo, H. Ni, P. Sheldon, S. Tuo, J. Velkovska, Q. Xu

**University of Virginia, Charlottesville, USA**

M.W. Arenton, P. Barria, B. Cox, J. Goodell, R. Hirosky, A. Ledovskoy, H. Li, C. Neu, T. Sinthuprasith, X. Sun, Y. Wang, E. Wolfe, F. Xia

**Wayne State University, Detroit, USA**

C. Clarke, R. Harr, P.E. Karchin, C. Kottachchi Kankanamge Don, P. Lamichhane, J. Sturdy

**University of Wisconsin - Madison, Madison, WI, USA**

D.A. Belknap, S. Dasu, L. Dodd, S. Duric, B. Gomber, M. Grothe, M. Herndon, A. Hervé, P. Klabbbers, A. Lanaro, A. Levine, K. Long, R. Loveless, I. Ojalvo, T. Perry, G.A. Pierro, G. Polese, T. Ruggles, A. Savin, A. Sharma, N. Smith, W.H. Smith, D. Taylor, P. Verwilligen, N. Woods

†: Deceased

1: Also at Vienna University of Technology, Vienna, Austria

2: Also at State Key Laboratory of Nuclear Physics and Technology, Peking University, Beijing, China

3: Also at Institut Pluridisciplinaire Hubert Curien, Université de Strasbourg, Université de Haute Alsace Mulhouse, CNRS/IN2P3, Strasbourg, France

4: Also at Universidade Estadual de Campinas, Campinas, Brazil

5: Also at Centre National de la Recherche Scientifique (CNRS) - IN2P3, Paris, France

6: Also at Université Libre de Bruxelles, Bruxelles, Belgium

7: Also at Deutsches Elektronen-Synchrotron, Hamburg, Germany

8: Also at Joint Institute for Nuclear Research, Dubna, Russia

9: Also at Helwan University, Cairo, Egypt

10: Now at Zewail City of Science and Technology, Zewail, Egypt

11: Also at Ain Shams University, Cairo, Egypt

- 12: Also at Fayoum University, El-Fayoum, Egypt
- 13: Now at British University in Egypt, Cairo, Egypt
- 14: Also at Université de Haute Alsace, Mulhouse, France
- 15: Also at CERN, European Organization for Nuclear Research, Geneva, Switzerland
- 16: Also at Skobeltsyn Institute of Nuclear Physics, Lomonosov Moscow State University, Moscow, Russia
- 17: Also at RWTH Aachen University, III. Physikalisches Institut A, Aachen, Germany
- 18: Also at University of Hamburg, Hamburg, Germany
- 19: Also at Brandenburg University of Technology, Cottbus, Germany
- 20: Also at Institute of Nuclear Research ATOMKI, Debrecen, Hungary
- 21: Also at MTA-ELTE Lendület CMS Particle and Nuclear Physics Group, Eötvös Loránd University, Budapest, Hungary
- 22: Also at University of Debrecen, Debrecen, Hungary
- 23: Also at Indian Institute of Science Education and Research, Bhopal, India
- 24: Also at University of Visva-Bharati, Santiniketan, India
- 25: Now at King Abdulaziz University, Jeddah, Saudi Arabia
- 26: Also at University of Ruhuna, Matara, Sri Lanka
- 27: Also at Isfahan University of Technology, Isfahan, Iran
- 28: Also at University of Tehran, Department of Engineering Science, Tehran, Iran
- 29: Also at Plasma Physics Research Center, Science and Research Branch, Islamic Azad University, Tehran, Iran
- 30: Also at Università degli Studi di Siena, Siena, Italy
- 31: Also at Purdue University, West Lafayette, USA
- 32: Also at International Islamic University of Malaysia, Kuala Lumpur, Malaysia
- 33: Also at Malaysian Nuclear Agency, MOSTI, Kajang, Malaysia
- 34: Also at Consejo Nacional de Ciencia y Tecnología, Mexico city, Mexico
- 35: Also at Warsaw University of Technology, Institute of Electronic Systems, Warsaw, Poland
- 36: Also at Institute for Nuclear Research, Moscow, Russia
- 37: Now at National Research Nuclear University 'Moscow Engineering Physics Institute' (MEPhI), Moscow, Russia
- 38: Also at St. Petersburg State Polytechnical University, St. Petersburg, Russia
- 39: Also at University of Florida, Gainesville, USA
- 40: Also at California Institute of Technology, Pasadena, USA
- 41: Also at Faculty of Physics, University of Belgrade, Belgrade, Serbia
- 42: Also at INFN Sezione di Roma; Università di Roma, Roma, Italy
- 43: Also at National Technical University of Athens, Athens, Greece
- 44: Also at Scuola Normale e Sezione dell'INFN, Pisa, Italy
- 45: Also at National and Kapodistrian University of Athens, Athens, Greece
- 46: Also at Riga Technical University, Riga, Latvia
- 47: Also at Institute for Theoretical and Experimental Physics, Moscow, Russia
- 48: Also at Albert Einstein Center for Fundamental Physics, Bern, Switzerland
- 49: Also at Adiyaman University, Adiyaman, Turkey
- 50: Also at Mersin University, Mersin, Turkey
- 51: Also at Cag University, Mersin, Turkey
- 52: Also at Piri Reis University, Istanbul, Turkey
- 53: Also at Ozyegin University, Istanbul, Turkey
- 54: Also at Izmir Institute of Technology, Izmir, Turkey
- 55: Also at Marmara University, Istanbul, Turkey
- 56: Also at Kafkas University, Kars, Turkey

- 
- 57: Also at Istanbul Bilgi University, Istanbul, Turkey
  - 58: Also at Yildiz Technical University, Istanbul, Turkey
  - 59: Also at Hacettepe University, Ankara, Turkey
  - 60: Also at Rutherford Appleton Laboratory, Didcot, United Kingdom
  - 61: Also at School of Physics and Astronomy, University of Southampton, Southampton, United Kingdom
  - 62: Also at Instituto de Astrofísica de Canarias, La Laguna, Spain
  - 63: Also at Utah Valley University, Orem, USA
  - 64: Also at University of Belgrade, Faculty of Physics and Vinca Institute of Nuclear Sciences, Belgrade, Serbia
  - 65: Also at Facoltà Ingegneria, Università di Roma, Roma, Italy
  - 66: Also at Argonne National Laboratory, Argonne, USA
  - 67: Also at Erzincan University, Erzincan, Turkey
  - 68: Also at Mimar Sinan University, Istanbul, Istanbul, Turkey
  - 69: Also at Texas A&M University at Qatar, Doha, Qatar
  - 70: Also at Kyungpook National University, Daegu, Korea