



Search for neutral color-octet weak-triplet scalar particles in proton-proton collisions at $\sqrt{s} = 8$ TeV

The CMS Collaboration*

Abstract

A search for pair production of neutral color-octet weak-triplet scalar particles (Θ^0) is performed in processes where one Θ^0 decays to a pair of b quark jets and the other to a Z boson plus a jet, with the Z boson decaying to a pair of electrons or muons. The search is performed with data collected by the CMS experiment at the CERN LHC corresponding to an integrated luminosity of 19.7 fb^{-1} of proton-proton collisions at $\sqrt{s} = 8$ TeV. The number of observed events is found to be in agreement with the standard model predictions. The 95% confidence level upper limit on the product of the cross section and branching fraction is obtained as a function of the Θ^0 mass. The 95% confidence level lower bounds on the Θ^0 mass are found to be 623 and 426 GeV, for two different octo-triplet theoretical scenarios. These are the first direct experimental bounds on particles predicted by the octo-triplet model.

Published in the Journal of High Energy Physics as doi:10.1007/JHEP09(2015)201.

1 Introduction

The CERN LHC is well suited to searches for new colored particles. These searches have targeted particles including vector-like quarks (color triplet spin-1/2 particles), colorons (color octet spin-1 particles), gluinos (color octet Majorana fermions), and color-octet weak-singlet scalars [1–6]. With the recent discovery of a Higgs boson [7–9], so far consistent with being a neutral scalar colorless particle [10, 11], it is also interesting to look for additional scalars, in this case with color charge, with masses close to the electroweak scale. Particles with this combination of spin, charge, and color quantum numbers have not been thoroughly sought at collider experiments. Neutral color-octet spin-0 particles (Θ^0), for example, emerge in the octo-triplet model [12], which includes three particles ($\Theta^+, \Theta^0, \Theta^-$) that transform as a color octet and weak triplet under $SU(3)_c \times SU(2)_W$. The Θ^0 may arise from the sector responsible for breaking extended gauge symmetry associated with colorons [13–15]. Octo-triplets may also be fermion-antifermion bound states [16, 17], or elementary particles from non-minimal grand unified theory. To date, no direct experimental bound has been set for particles predicted by the octo-triplet model.

Octo-triplet particles would be produced in pairs at the LHC either through quark-antiquark annihilation or gluon-gluon interactions, with the former mediated by coloron (G') particles or by gluons (g). If a G' is produced, it can decay to $\Theta^0\Theta^0$, $\Theta^0\phi_1$, or two quarks, where ϕ_1 is a color singlet from a general renormalizable coloron model [15]. In the present analysis we are searching for Θ^0 produced in pairs. The ϕ_1 mass (m_{ϕ_1}) is a free parameter and has an indirect impact on the Θ^0 pair production cross section, via the G' width.

Unlike color-octet weak-singlet particles, octo-triplet particles do not decay to gluons. However, with a Θ^0 in the loop, one-loop decays to an electroweak boson and a gluon are allowed. There is a potentially similar rate of decays to standard model (SM) quark pairs via mixing through a vector-like quark, which can be as heavy as a few TeV. These heavy vector-like quarks appear in many extensions of the SM, such as composite Higgs models [18] and little Higgs models [19]. In the former, the Higgs boson may be a bound state of a top quark and the heavy vector-like quark, where the binding is provided by the spin-1 G' coloron.

In this paper we assume that one Θ^0 decays to two b quark jets and the other to a Z boson plus a jet originating from a gluon, with $Z \rightarrow \ell\ell$, where ℓ is an electron or muon. With no existing constraints on the ratio of Θ^0 decays to quarks versus those decaying to Zg , we have studied a final state that includes both decay modes. Requiring $Z \rightarrow \ell\ell$ provides a strong experimental signature for event selection and background suppression. The leading order (LO) Feynman diagrams for Θ^0 pair production by quark-antiquark annihilation and gluon-gluon interaction, and the decays explored in this analysis, are shown in Fig. 1.

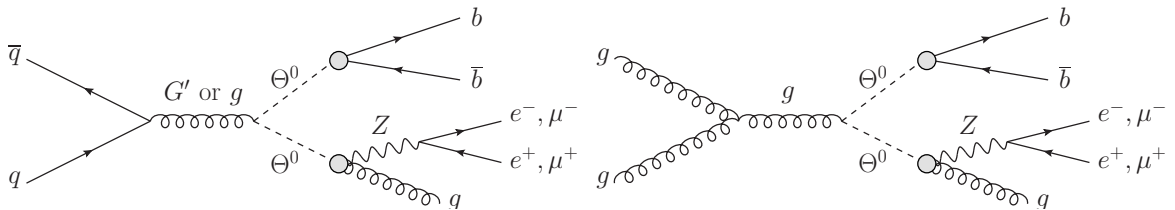


Figure 1: Leading order Feynman diagrams for Θ^0 pair production by quark-antiquark annihilation, through an intermediate G' or gluon (left), and the gluon-gluon interaction (right). In addition to the s -channel gluon process shown in the figure, the gluon-gluon interaction can also proceed directly through $gg \rightarrow \Theta^0\Theta^0$ or a t -channel Θ^0 exchange. The decays of the Θ^0 and Z boson are also included, where the Θ^0 decays are described in the main text.

The signal production cross section for the octo-triplet model [12] is evaluated at LO with the MADGRAPH v4.5.1 program [20]. Figure 2 shows the values of the cross section in the 2-dimensional plane of G' mass ($m_{G'}$) and Θ^0 mass (m_{Θ^0}). The masses of Θ^0 , G' , and ϕ_1 are free parameters in general, but we use $m_{\phi_1} = 125 \text{ GeV} + m_{\Theta^0}/3$ as a benchmark. We explore two distinct mass scenarios: $m_{G'} = 2.3m_{\Theta^0}$ and $m_{G'} = 5m_{\Theta^0}$. The first example corresponds to a scenario in which the signal cross section is enhanced because of the additional contributions from colorons (see Fig. 2), while the second relation corresponds to a scenario in which the contribution from colorons is negligible. For both mass relations we use Θ^0 masses, ranging from 200 to 900 GeV, which are large enough to allow Θ^0 decay to on-shell Z bosons, but small enough to be within the sensitivity of this search. The first mass relation, $m_{G'} = 2.3m_{\Theta^0}$, results in Θ^0 pair production cross sections from 125 pb down to 2.23×10^{-2} pb, for the range of Θ^0 masses considered. This mass relation also sets the G' mass sufficiently above Θ^0 pair production threshold, but small enough compared to m_{Θ^0} that production through G' is considerable, at 49 to 86% of the total, depending on m_{Θ^0} . In this case, quark-antiquark annihilation dominates, while gluon-gluon interaction production decreases with increasing Θ^0 (and G') mass, because of the differences in the parton distribution functions (PDF) of quarks and gluons [21]. The second mass relation considered, $m_{G'} = 5m_{\Theta^0}$, results in Θ^0 pair production cross sections from 63.3 pb down to 2.62×10^{-3} pb, for the range of Θ^0 masses considered, which are a factor of two smaller than for the first mass relation. This corresponds to a region where gluon-gluon interactions dominate and production through G' is just 0.6 to 3.6% of the total, depending on the Θ^0 mass. The cross sections discussed above agree with those calculated in Ref. [22] where a similar model is considered.

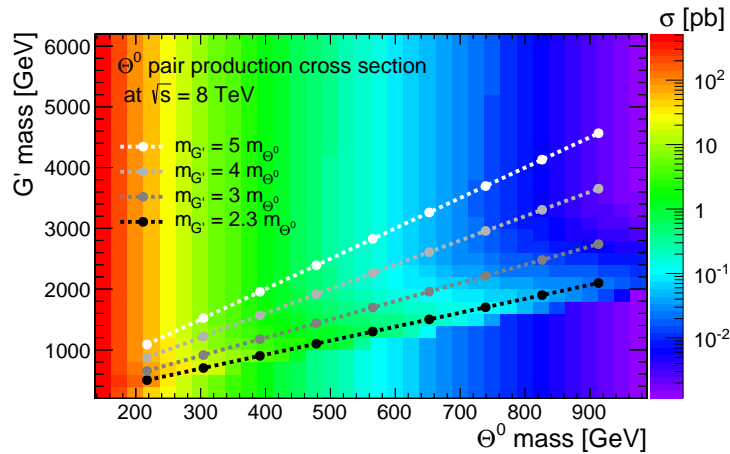


Figure 2: Cross sections for Θ^0 pair production, as a function of the coloron G' and the octo-triplet Θ^0 masses. The dotted lines show a few examples of assumed linear relationship between the two masses.

The decay modes $\Theta^0 \rightarrow Zg$ and $\Theta^0 \rightarrow \gamma g$ are invariant under $SU(2)_W$. However, in the Lagrangian, the coefficients of these modes turn out to be much smaller than one. This feature motivates consideration of other decay modes, which can be represented by higher-dimensional operators, and therefore are usually considered as negligible with respect to dominant decay modes. In particular, $q\bar{q}$ decay modes could be as large as the electroweak boson plus gluon modes [12]. In the Θ^0 mass range we consider, the dominant fermion decay mode is either $b\bar{b}$ or $t\bar{t}$ depending on the values of coefficients appearing in different terms of the $\Theta^0 \rightarrow q\bar{q}$ Lagrangian. As a benchmark, we assign half of the branching fraction to $\Theta^0 \rightarrow b\bar{b}$, leaving the other half to the $\Theta^0 \rightarrow Zg$ and $\Theta^0 \rightarrow \gamma g$ decay modes (i.e. $\mathcal{B}(\Theta^0 \rightarrow t\bar{t}) = 0$). The ratio of branching fractions $\mathcal{B}(\Theta^0 \rightarrow Zg)/\mathcal{B}(\Theta^0 \rightarrow \gamma g)$ is set by the mass of the Θ^0 . For the range of

Θ^0 masses explored, $\mathcal{B}(\Theta^0 \rightarrow Zg)$ is to 38% and $\mathcal{B}(\Theta^0 \rightarrow \gamma g)$ accounts for the remaining to 17%. The total cross section times branching fraction for the final state studied in this analysis ranges from 2.77 pb down to 5.74×10^{-4} pb for the mass relation $m_{G'} = 2.3m_{\Theta^0}$, and 1.40 pb down to 6.73×10^{-5} pb for the mass relation $m_{G'} = 5m_{\Theta^0}$.

2 CMS detector

The central feature of the CMS apparatus is a superconducting solenoid of 6 m internal diameter, providing a magnetic field of 3.8 T. Within the solenoid volume are a silicon pixel and strip tracker, a lead tungstate crystal electromagnetic calorimeter, and a brass and scintillator hadron calorimeter, each composed of a barrel and two endcap sections. Muons are measured in gas-ionization detectors embedded in the steel flux-return yoke outside the solenoid. Extensive forward calorimetry complements the coverage provided by the barrel and endcap detectors. A more detailed description of the CMS detector, together with a definition of the coordinate system used and the relevant kinematic variables, can be found in Ref. [23].

3 Event selection

This analysis uses proton-proton collision data at a center-of-mass energy of 8 TeV collected with dilepton (ee , $\mu\mu$, and $e\mu$) triggers with transverse momentum p_T thresholds of 17 and 8 GeV for the two lepton candidates. The $e\mu$ data set is used to estimate $t\bar{t}$ background. The data sample corresponds to an integrated luminosity of 19.7 fb^{-1} . We select events with a final state containing a Z boson and a jet ($Z + \text{jet}$), together with two b quark jets (b jet pair), where the Z boson decays to a pair of electrons or muons.

Electrons are reconstructed using selection criteria that take into account radiated photons [24]. Candidates are required to have $p_T > 20 \text{ GeV}$ and $|\eta| < 2.5$ where η is the pseudorapidity. Electrons from photon conversions are rejected. An isolation condition is imposed within a cone of $\Delta R = \sqrt{(\Delta\eta)^2 + (\Delta\phi)^2} < 0.3$ around the electron. The sum of the p_T of charged particles and transverse energy $E_T = E \sin\theta$ of neutral particles within this cone is corrected in each event for energy deposits due to additional interactions within beam bunch crossings (pileup). The corrected sum must be less than 15% of the electron p_T .

Muons are reconstructed using selection criteria based on quantities measured in the tracker and muon sub-detectors. Candidates are required to have $p_T > 20 \text{ GeV}$ and $|\eta| < 2.4$. The track associated with the muon candidate is required to have hits in the pixel, silicon strip, and muon systems. An isolation condition requires that the sum of the p_T of charged particles and E_T of neutral particles within a cone of $\Delta R < 0.4$ around the muon is less than 12% of the muon p_T . The pileup correction for muon isolation is similar to the one applied for electrons.

A particle-flow technique [25, 26] is used to identify jet constituents, which are input to the FASTJET algorithm [27, 28] for clustering using the anti- k_T algorithm [29] with a distance parameter of 0.5. The jet energy scale (JES) is measured in data with $Z/\gamma + \text{jet}$ and dijet events [30, 31], and a correction is applied to both data and simulated samples. The corrected jets must have $p_T > 40 \text{ GeV}$ and $|\eta| < 2.4$. Jets within $\Delta R = 0.3$ from an isolated electron or muon as defined above are not counted as part of the 3 jet requirement. Additional requirements, based on the energy balance between charged and neutral hadronic energy in the jet, are used to reduce contamination from misidentified jets. A jet is considered b tagged, consistent with originating from the hadronization of a bottom quark, if it satisfies the ‘‘loose operating point’’ requirements of the combined secondary vertex tagger [32]. The tagging efficiency is about

70–90% and mistagging rate is about 10–20%, depending on p_T and η of the jets.

Candidate events must satisfy the following criteria: at least one reconstructed primary vertex satisfying $|z| < 24$ cm and impact parameter less than 2 cm; an opposite-sign, same-flavor lepton (electron or muon) pair, sharing a primary vertex and with an invariant mass between 80 and 100 GeV to form a Z boson candidate; the two leptons separated from jets by $\Delta R > 0.5$; at least two b-tagged jets forming a b jet pair system (sum of the b jet four-momenta); and at least one additional jet. If more than two b-tagged jets are present in the event, the jets with the largest p_T values are selected for the b jet pair system.

The mass of one Θ^0 candidate is reconstructed from the b jet pair system, and the mass of the other Θ^0 candidate is reconstructed from the combination of the Z boson candidate and the highest p_T jet that is not a part of the b jet pair system. With this prescription, the correct combination of the Z boson and the jet in simulated signal samples is chosen about 65 to 80% of the time, depending on m_{Θ^0} .

For each hypothetical mass point, we consider signal events in a rectangle that is formed in the two-dimensional mass plane defined by the two reconstructed Θ^0 masses. We determine the center, length, and width of the rectangle for each mass point by fitting the b jet pair and Z + jet mass distributions in the simulated signal samples with a modified Gaussian function that has an additional parameter to account for low-mass non-Gaussian tails. The length and width of each rectangle are defined as $\pm 3\sigma_{sd}$ where σ_{sd} is the standard deviation from the modified Gaussian fit. For example, the rectangle is 240 GeV long and 130 GeV wide for the signal with $m_{G'} = 1100$ GeV and $m_{\Theta^0} = 478$ GeV (Fig. 3 (left)). We choose a $3\sigma_{sd}$ wide window to keep more signal events in middle–high mass regions, since most of the SM background events appear in low-mass region (Fig. 3 (right)). The signal search regions are defined for the electron and muon channels separately, although these turn out to be very similar.

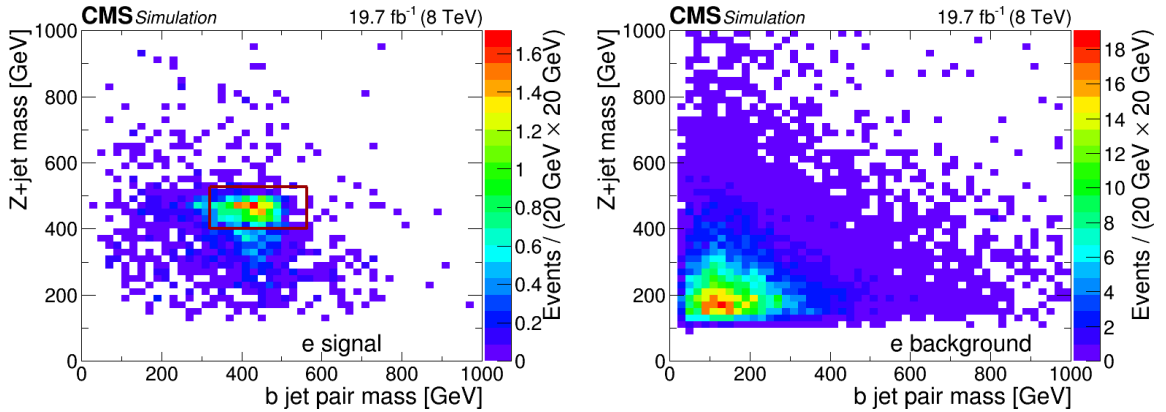


Figure 3: Distributions of Z + jet mass versus b jet pair mass for signal events with $m_{G'} = 1100$ GeV and $m_{\Theta^0} = 478$ GeV (left) and background events (right), in the electron channel (distributions are similar in the muon channel). The open red rectangle on left indicates the signal region, as described in the text.

4 Backgrounds

The dominant background processes are Z + jets and $t\bar{t}$ + jets. The contributions from other processes, including diboson+jets and multijet, are small. The samples used for all background processes are generated at tree level with the MADGRAPH program, interfaced with PYTHIA v6.4 [33] for showering and hadronization. The Z + jets background is normalized to

the next-to-next-to-leading-order cross section using FEWZ v2.1 [34]. The $t\bar{t}$ + jets and tW +jets (single top quark) backgrounds are normalized to the next-to-next-to-leading-logarithm cross sections [35, 36]. The diboson+jets backgrounds are normalized to the next-to-leading-order (NLO) cross section from the MCFM v5.8 [37] calculation. Full simulation of the CMS detector is implemented using the GEANT4 package [38].

4.1 Z + jets

More than half of the background events come from Drell–Yan (DY) production in association with jets. There are two points in estimating the background that require special attention. First, care must be taken in estimating the yield of $Z + \geq 3$ jets events as the simulation may not correctly model the kinematic properties of multijets. Second, the event yield and shape in the $Z + b$ -jets process, where the kinematic properties of b jet pairs and the fraction of heavy-flavor jets in inclusive $Z +$ jets might also suffer from mis-modeling in the simulation. The following paragraphs describe how the data are used to improve on the estimates from simulations.

To address the first point, the event yield from the simulation is multiplied by a correction factor to normalize it to data in a control region. This control region is defined such that the dilepton mass is between 80 and 100 GeV and there are at least three jets, none of which is b tagged. The correction factor is found to be 0.98 ± 0.12 (0.91 ± 0.12) for the electron (muon) channel. The correction is applied to all signal rectangle regions. The 12% uncertainty comes from b tagging, JES, and pileup systematic uncertainties in the control region, added in quadrature, while the statistical uncertainty is negligible. The $Z +$ jet mass in the $Z + \geq 3$ jets (one b tag) control region is plotted in Fig. 4 after the correction factor has been applied. Agreement between the data and simulated sample is observed in the $Z + \geq 3$ jets (no b tag) and $Z + \geq 3$ jets (one b tag) control regions.

The second point requires a different approach since control regions that include two or more b jets may suffer from signal contamination. We take a two-step approach. First, the simulated $Z + b$ -jets events are weighted by the ratio of the k -factor (NLO cross section divided by LO cross section) for $Z + 2 b$ -jets to that of $Z + 2$ jets, using MCFM [39]. The ratios vary from 1.09 to 2.56 in the b jet pair mass range of 20 GeV to 1.8 TeV. In the simulation, about 20% of $Z +$ jets events in the signal region have at least two jets originating from b quarks. In the second step, the remaining difference between data and simulation is evaluated as a function of b jet pair mass in the non-signal, off-diagonal regions (sidebands) in the b jet pair mass and $Z +$ jet mass plane. The uncertainty in the Z +heavy-flavor jets processes is taken from this difference or from the uncertainty in the CMS cross section measurement [40], whichever is larger. The uncertainty varies from 20 to 50%.

The uncertainty in the shape of the other variable that is used to define the signal search regions, the $Z +$ jet mass distribution, is estimated by comparing the distribution in the simulated $Z +$ jets sample with those of several MADGRAPH samples that are produced with factorization or renormalization scales and matrix element parton shower matching thresholds varied up and down by a factor of two. The maximum difference between the nominal distribution and the varied distributions is taken as an uncertainty. The uncertainty varies from 2 to 55%.

4.2 $t\bar{t}$ + jets and $tW +$ jets

After accounting for the $Z +$ jets background, most of the remaining background events come from $t\bar{t}$ + jets, with a smaller contribution from tW +jets production.

Both $t\bar{t}$ + jets and tW +jets processes can yield final states containing an opposite-sign $e\mu$ pair. In this analysis, we are considering only opposite-sign, same-flavor lepton pairs, and thus the

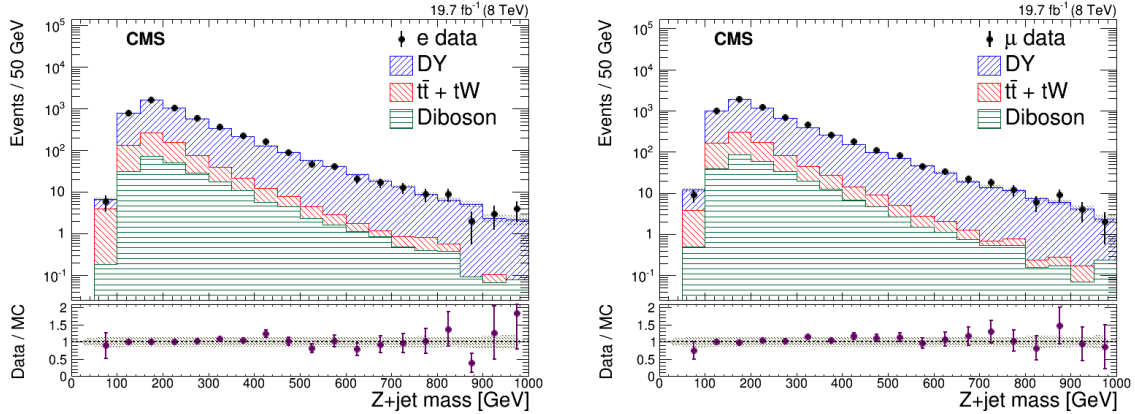


Figure 4: The $Z + \text{jet}$ mass distribution in the $Z + \geq 3$ jet (one b tag) control region after the appropriate correction factor has been applied, for the electron channel (left) and muon channel (right). The panels at the bottom show the ratio of data to background simulation, with the band representing the systematic uncertainty including the normalization uncertainty obtained from the $Z + \geq 3$ jet (no b tag) control region.

data containing an opposite-sign $e\mu$ pair can be used to calibrate the $t\bar{t} + \text{jets}$ and $tW + \text{jets}$ backgrounds. The overall event yield in the simulation is multiplied by a factor of 1.07 ± 0.13 to normalize it to data in the control region containing an $e\mu$ pair with the mass between 60 and 120 GeV ($Z_{e\mu}$) and at least three jets, at least two of which are b tagged. The uncertainty comes from b tagging, JES, and pileup systematic uncertainties in the control region, added in quadrature, while the statistical uncertainty is negligible. The b jet pair and $Z_{e\mu} + \text{jet}$ mass distributions in this control region are plotted in Fig. 5 after the normalization factor is applied.

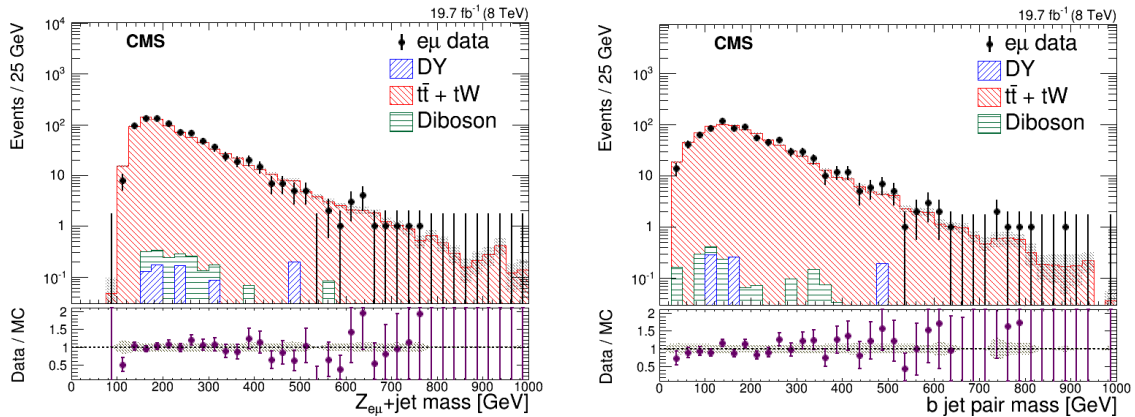


Figure 5: The $Z_{e\mu} + \text{jet}$ (left) and b jet pair mass (right) distributions in the $t\bar{t}$ control region after the appropriate correction factor is applied. The panels at the bottom show the ratio of data to background simulation, with the band representing the systematic uncertainty.

4.3 Diboson+jets

A few percent of the background events come from diboson+jets processes. The simulated diboson cross sections are found to be in agreement with those measured by CMS [41, 42]. Therefore we make no correction to the event yields.

4.4 Multijet events

The estimation of the multijet background with simulated samples is difficult given that the mis-identification rates of jets as electrons or muons are small [24, 43]. Unlike $Z \rightarrow \ell\ell$ and

$W^-W^+ \rightarrow \ell\ell\nu\bar{\nu}$ processes, there are about equal amount of like-sign and opposite-sign lepton pairs in the background because the leptons are either misidentified or are non-prompt. In this analysis, we consider only opposite-sign, same-flavor lepton pairs, and thus the data containing like-sign, same-flavor lepton pairs can be used as a control sample to determine the size of the contribution from multijet events. After the Z boson mass window selection and the requirement of at least three jets, with at least two of them being b tagged, and after subtracting events from all other simulated background processes, 27 (13) dielectron (dimuon) events are left in the like-sign dilepton channel. This corresponds to 1.6% (0.7%) of the number of opposite-sign dilepton events. These events are distributed mostly in the lower mass region, as is the case for other backgrounds. Given the small number of like-sign events in the control sample and their mass distribution, the multijet background is found to be negligible.

5 Systematic uncertainties

We organize the sources of systematic uncertainties in three categories: sources affecting both the signal and background; sources affecting only the background; and sources affecting only the signal. A summary of the systematic uncertainties is given in Table 1.

Sources affecting both the signal and background:

- *b tagging*
The data-to-simulation correction factor for b tagging is varied by its uncertainties. The resulting uncertainties in the number of predicted signal and background events range from 13 to 25%.
- *Jet energy scale*
The jet energies are varied by the uncertainty in the applied JES correction. The resulting event yield uncertainties range from 0.2 to 2.6% for the signal and 4 to 8% for the background.
- *Lepton trigger and identification (ID)*
The lepton trigger and ID (including isolation) uncertainty is estimated by varying the data-to-simulation correction factor by its uncertainty, which is measured in dilepton data where at least one of the leptons passes stringent identification criteria. The yield uncertainty is about 1%, both for the signal and the background.
- *Pileup modeling*
An uncertainty in the pileup modeling in the signal and background samples is estimated by varying by 5% the total inelastic cross section, as measured at the LHC [44, 45]. The event yield uncertainty is about 1%, somewhat higher for the signal than for the background.

Sources affecting only the background:

- *Z + jet mass shape for Z + jets background*
The uncertainty is evaluated by comparing the varied simulated samples as mentioned in Section 4. The shape of the Z + jet mass distribution is much less certain in the high-mass tail than in the low-mass region because of the limited number of simulated events with high masses. The uncertainty in the estimated number of Z + jets events varies from 2 to 55%.
- *b jet pair mass shape for Z + jets background*
The uncertainty from this source is evaluated in the off-diagonal sidebands in the b jet pair mass and Z+jet mass plane, as mentioned in Section 4, and takes into ac-

count the uncertainty in the CMS cross section measurement of $Z + \text{heavy-flavor jets}$ processes. The resultant uncertainty in the $Z + \text{jets}$ event yield is in the range 20 to 50%

- *Normalization of $Z + \text{jets}$ and $t\bar{t} + \text{jets}$ backgrounds*
The uncertainty in the event yield is 12% for $Z + \text{jets}$ and 13% for $t\bar{t} + \text{jets}$ processes as mentioned in Section 4.
- *Diboson cross section*
The uncertainty is taken from the underlying CMS diboson cross section measurements [41, 42], and implies a 10% uncertainty in the estimated number of diboson events.

Sources affecting only the signal:

- *Initial state radiation (ISR) modeling*
For the signal samples, the uncertainty from this source is estimated from the p_T distribution of the $\Theta^0\Theta^0$ system. The distribution generated using MADGRAPH is found to be in agreement with the data for heavy object systems with $p_T < 120 \text{ GeV}$ [46]. Above 120 GeV, an uncertainty is assigned that varies from 5 to 20%, depending on the p_T . This leads to a 1–5% uncertainty in the yield of signal events for the mass ranges that are considered.
- *Integrated luminosity*
The CMS experiment collected data equivalent to 19.7 fb^{-1} with a 2.6% uncertainty [47]. This uncertainty applies only to yield of signal events. The background events are either normalized in a control region or the normalization is taken from data.

The systematic uncertainties in event yield due to the lepton energy scale, and the lepton and jet energy resolution, are studied and found to be negligible ($< 0.1\%$) compared to the other sources of uncertainty.

Table 1: Impact of systematic uncertainties on individual event yields. Ranges show the variation over the search regions that are considered. Dashes indicate cases where a systematic uncertainty is not applied. Sources appearing in more than one process are treated as correlated in the limit setting.

Source	Signal [%]	Z + jets [%]	$t\bar{t}$ and tW [%]	Diboson [%]
Signal and background				
b tagging	13–25	15–16	13–15	16–17
Jet energy scale	0.2–2.6	6–8	4–6	5–7
Lepton ID, isolation, trigger	0.9–1.2	0.9–1.2	0.9–1.3	0.9–1.2
Pileup modeling	0.1–1.5	0.3–0.7	0.2–1.0	0.3–0.7
Background only				
Z + jet mass shape	—	2–55	—	—
b jet pair mass shape	—	20–50	—	—
Normalization	—	12	13	—
Diboson cross section	—	—	—	7–10
Signal only				
ISR	1–5	—	—	—
Integrated luminosity	2.6	—	—	—

For the signal samples, the impact on the event yields due to PDF uncertainties are estimated by following the PDF4LHC recommendation [48, 49]. These uncertainties are not used in the

limit setting, but are instead included as bands on the theoretical predictions. Since the $Z + \text{jets}$ and $t\bar{t} + \text{jets}$ backgrounds are normalized in control regions, PDF uncertainties are not applied. Similarly the diboson+jets background normalization is taken from the data [41, 42]. The uncertainty in the signal yield is 7–45%.

6 Results

The numbers of observed data events in each signal region after all of the selection requirements are applied are consistent with the predictions from SM processes within two standard deviations, and are summarized in Tables 2 and 3. Table 2 shows the number of events for signal, total background, and observed data, while Table 3 shows the detailed breakdown of backgrounds from different sources.

Events observed in the b jet pair and $Z + \text{jet}$ mass plane, together with the predictions from background processes, are plotted in Fig. 6. The b jet pair and $Z + \text{jet}$ mass distributions are shown separately in Fig. 7.

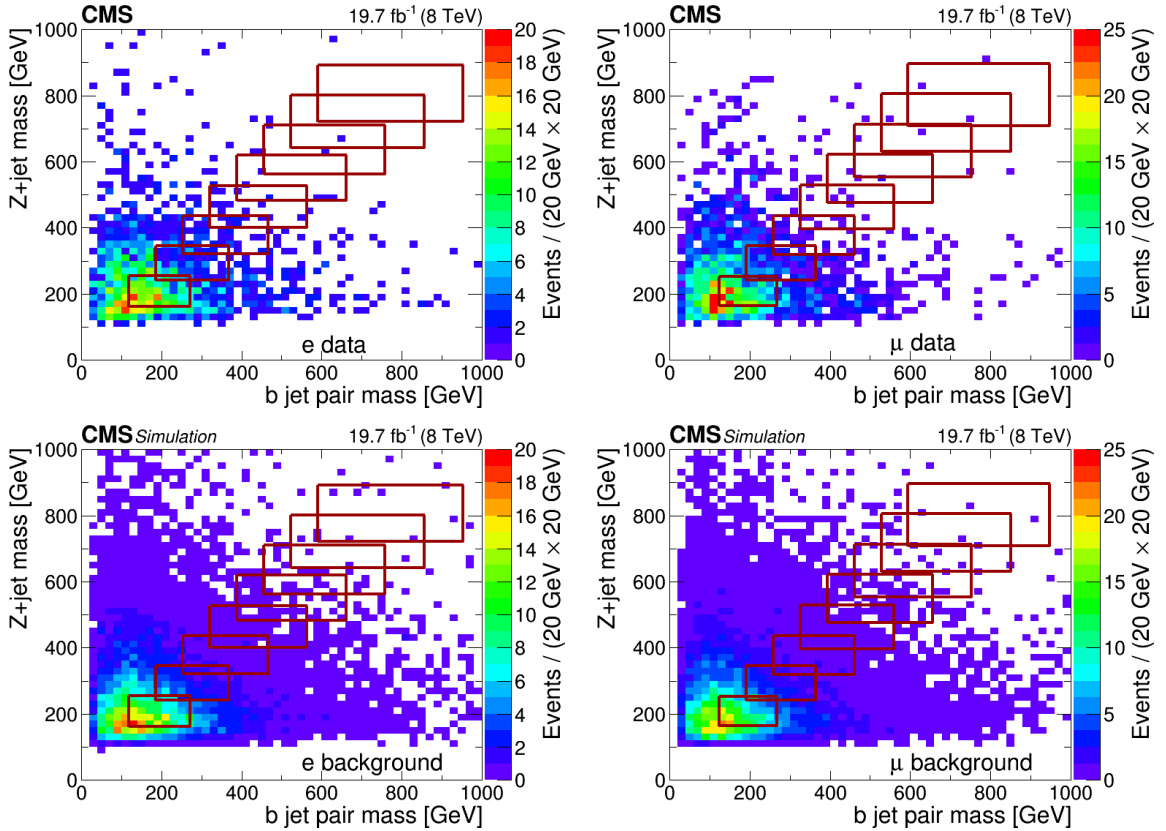


Figure 6: Distributions of the $Z + \text{jet}$ mass versus b jet pair mass in data (top left and right), and estimated background (bottom left and right). The number of signal candidate events is counted in the rectangular boxes defined for each signal mass hypothesis, as discussed in Section 3.

Upper limits are calculated on the ratio of the measured Θ^0 pair production cross section times branching fraction $\mathcal{B}(\Theta^0 \rightarrow Zg) \times \mathcal{B}(Z \rightarrow \ell\ell) \times \mathcal{B}(\Theta^0 \rightarrow b\bar{b}) \times 2$, to the theoretically expected cross section times branching fraction, for each search region separately. We have used as a benchmark the case where $\mathcal{B}(\Theta^0 \rightarrow b\bar{b}) = \mathcal{B}(\Theta^0 \rightarrow Zg) + \mathcal{B}(\Theta^0 \rightarrow \gamma g) = 0.5$. The resulting

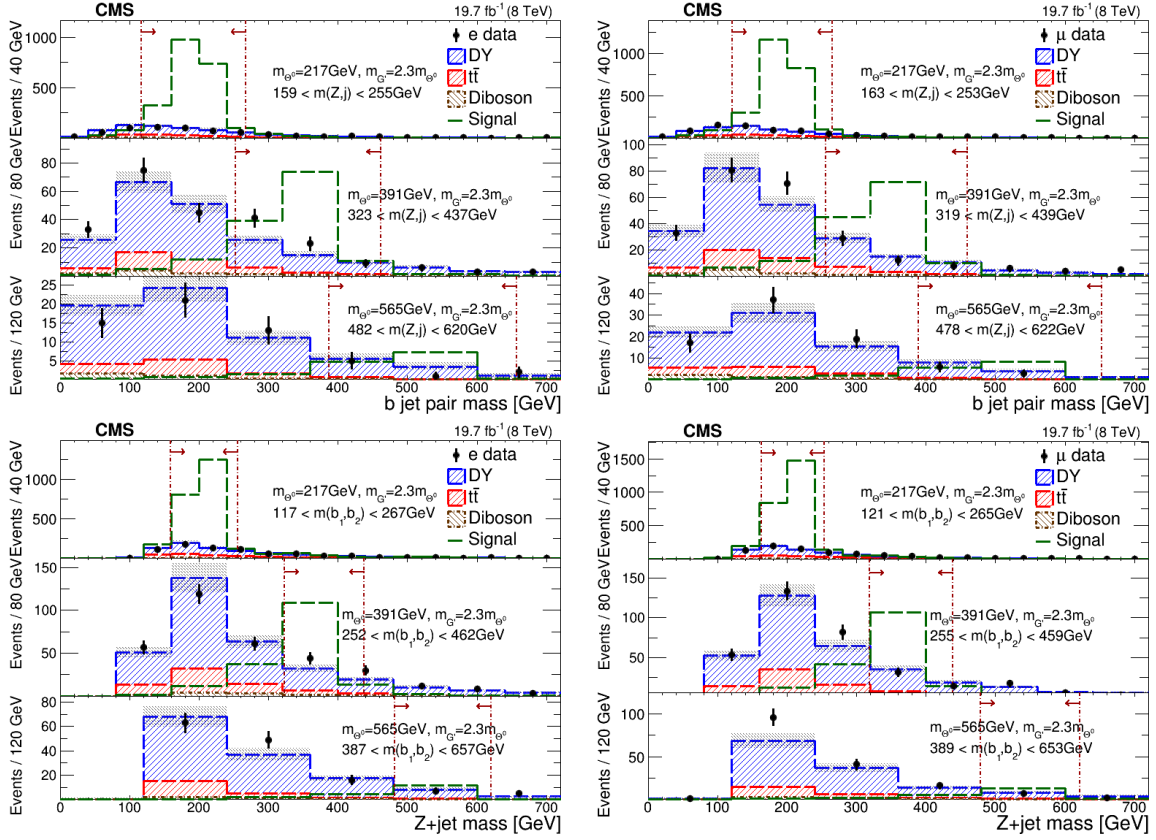


Figure 7: The b jet pair mass distributions for three different ranges of Z + jet mass in the electron channel (top left) and the muon channel (top right); Z + jet mass distributions for three different ranges of b jet pair mass in the electron channel (bottom left) and the muon channel (bottom right). The plotted regions correspond to three of the search regions. Predicted signal distributions are overlaid. The shaded band represents the statistical uncertainty combined with the systematic uncertainty in the simulated samples.

limits placed on octo-triplet particle production cross section and mass can be scaled for different choices of $\mathcal{B}(\Theta^0 \rightarrow b\bar{b})$ and $\mathcal{B}(\Theta^0 \rightarrow Zg)$. The results in the electron and muon channels are consistent and therefore combined. A modified-frequentist approach, CL_s , is used to calculate the limits [50, 51]. For each mass point, pseudo-experiments are run for the signal plus background hypothesis, and for the background only hypothesis. The systematic uncertainties discussed in Section 5, and their correlations, are included in the limit determinations through a set of nuisance parameters. The results are shown, in Fig. 8, as a 95% confidence level (CL) observed and expected limit on $\sigma \times \mathcal{B}(\Theta^0 \rightarrow Zg) \times \mathcal{B}(Z \rightarrow \ell\ell) \times \mathcal{B}(\Theta^0 \rightarrow b\bar{b}) \times 2$, as a function of Θ^0 mass. For the case where $m_{G'} = 2.3m_{\Theta^0}$, this result excludes Θ^0 masses below 623 GeV at 95% CL, with an expected exclusion of 639 GeV. For the case where $m_{G'} = 5m_{\Theta^0}$, Θ^0 masses below 426 GeV are excluded at 95% CL, with an expected exclusion of 439 GeV. These plots also include the theoretical predictions, with the band indicating the uncertainty in the signal due to the PDF uncertainty.

Table 2: The number of events after final selection for the signal, total background, and observed data, together with the statistical and systematic uncertainty. For the entries where a single uncertainty is shown, the statistical uncertainty is negligible.

m_{Θ^0} [GeV]	Signal		Background	Observed
	$m_{G'} = 2.3m_{\Theta^0}$	$m_{G'} = 5m_{\Theta^0}$		
Electron channel				
217	2110 \pm 70 \pm 290	1110 \pm 40 \pm 160	358 \pm 15 \pm 81	336
304	448 \pm 12 \pm 70	188 \pm 6 \pm 31	123 \pm 6 \pm 27	115
391	119 \pm 3 \pm 22	38.6 \pm 1.3 \pm 7.4	42.3 \pm 3.0 \pm 11.0	59
478	35.8 \pm 1.0 \pm 6.6	9.45 \pm 0.32 \pm 1.90	18.9 \pm 2.7 \pm 6.4	24
565	11.7 \pm 0.3 \pm 2.4	2.37 \pm 0.09 \pm 0.53	8.14 \pm 1.94 \pm 3.40	7
652	3.96 \pm 0.13 \pm 0.86	0.72 \pm 0.03 \pm 0.17	3.35 \pm 0.82 \pm 1.50	4
739	1.42 \pm 0.06 \pm 0.32	0.23 \pm 0.01 \pm 0.05	1.02 \pm 0.31 \pm 0.51	1
826	0.56 \pm 0.02 \pm 0.13	0.08 \pm 0.02	0.66 \pm 0.33 \pm 0.36	0
913	0.24 \pm 0.01 \pm 0.06	0.03 \pm 0.01	0.31 \pm 0.14 \pm 0.19	0
Muon channel				
217	2360 \pm 70 \pm 310	1170 \pm 40 \pm 160	348 \pm 11 \pm 74	355
304	486 \pm 12 \pm 74	185 \pm 6 \pm 31	126 \pm 7 \pm 27	127
391	118 \pm 3 \pm 20	38.7 \pm 1.2 \pm 7.3	44.8 \pm 3.1 \pm 11.3	39
478	38.7 \pm 1.0 \pm 7.4	9.58 \pm 0.32 \pm 1.90	17.2 \pm 1.9 \pm 5.7	15
565	13.1 \pm 0.4 \pm 2.7	2.70 \pm 0.09 \pm 0.58	9.52 \pm 1.40 \pm 3.80	8
652	4.58 \pm 0.14 \pm 0.99	0.74 \pm 0.03 \pm 0.17	3.25 \pm 0.84 \pm 1.30	5
739	1.63 \pm 0.07 \pm 0.36	0.24 \pm 0.01 \pm 0.06	1.48 \pm 0.49 \pm 0.58	3
826	0.69 \pm 0.03 \pm 0.16	0.08 \pm 0.02	0.32 \pm 0.17 \pm 0.14	2
913	0.26 \pm 0.01 \pm 0.06	0.03 \pm 0.01	0.14 \pm 0.14 \pm 0.09	1

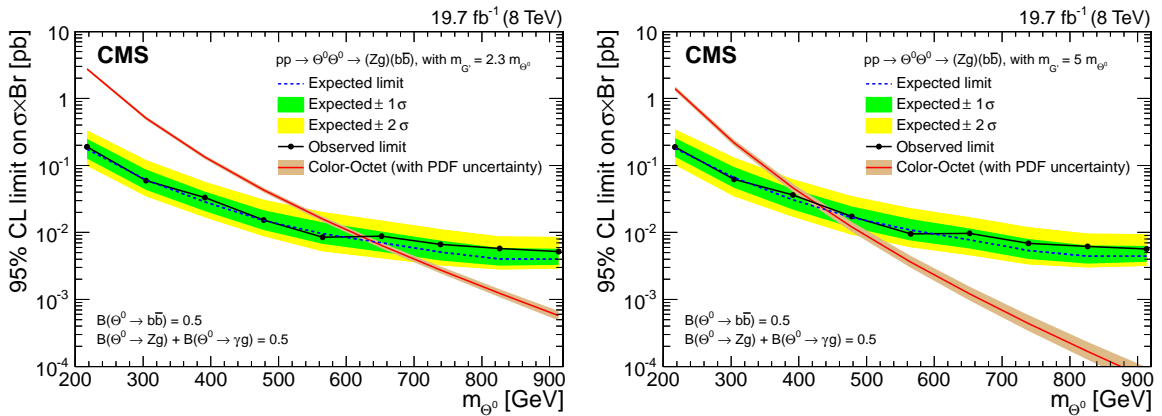


Figure 8: The 95% CL expected and observed upper limits on the cross section times branching fraction, $\sigma \times \mathcal{B}(\Theta^0 \rightarrow Zg) \times \mathcal{B}(Z \rightarrow \ell\ell) \times \mathcal{B}(\Theta^0 \rightarrow b\bar{b}) \times 2$, as a function of Θ^0 mass, for the case where $m_{G'} = 2.3m_{\Theta^0}$ (left) and $m_{G'} = 5m_{\Theta^0}$ (right) with the band on the color octet theoretical prediction indicating uncertainty in the signal yield due to PDF. These results assume $\mathcal{B}(\Theta^0 \rightarrow b\bar{b}) = 0.5$ and $\mathcal{B}(\Theta^0 \rightarrow Zg) + \mathcal{B}(\Theta^0 \rightarrow \gamma g) = 0.5$.

Table 3: The number of background events, from all sources, after final selection, together with the statistical and systematic uncertainty. For the entries where a single uncertainty is shown, the systematic uncertainty is negligible.

m_{Θ^0} [GeV]	Z + jets	$t\bar{t}$ and tW	Diboson
Electron channel			
217	$256 \pm 15 \pm 79$	$91.3 \pm 2.2 \pm 18.0$	$11.1 \pm 0.9 \pm 2.2$
304	$90.5 \pm 5.7 \pm 26.0$	$27.5 \pm 1.2 \pm 5.3$	$4.55 \pm 0.60 \pm 0.90$
391	$33.6 \pm 2.9 \pm 11.0$	$6.55 \pm 0.60 \pm 1.30$	$2.10 \pm 0.35 \pm 0.42$
478	$16.9 \pm 2.7 \pm 6.4$	$1.24 \pm 0.25 \pm 0.24$	$0.78 \pm 0.21 \pm 0.16$
565	$7.36 \pm 1.90 \pm 3.30$	$0.36 \pm 0.11 \pm 0.07$	$0.42 \pm 0.17 \pm 0.08$
652	$3.08 \pm 0.81 \pm 1.50$	$0.04 \pm 0.03 \pm 0.01$	$0.23 \pm 0.12 \pm 0.05$
739	$1.02 \pm 0.31 \pm 0.51$	< 0.04	< 0.01
826	$0.65 \pm 0.33 \pm 0.36$	< 0.04	0.01 ± 0.01
913	$0.27 \pm 0.13 \pm 0.19$	< 0.04	$0.04 \pm 0.04 \pm 0.01$
Muon channel			
217	$244 \pm 10 \pm 72$	$91.5 \pm 2.2 \pm 18.0$	$12.7 \pm 1.0 \pm 2.4$
304	$92.2 \pm 7.2 \pm 27.0$	$28.7 \pm 1.2 \pm 5.5$	$5.57 \pm 0.59 \pm 1.10$
391	$35.1 \pm 3.0 \pm 11.0$	$7.51 \pm 0.62 \pm 1.40$	$2.20 \pm 0.36 \pm 0.42$
478	$15.0 \pm 1.8 \pm 5.7$	$1.20 \pm 0.26 \pm 0.23$	$1.00 \pm 0.24 \pm 0.19$
565	$8.89 \pm 1.40 \pm 3.80$	$0.36 \pm 0.13 \pm 0.07$	$0.26 \pm 0.11 \pm 0.05$
652	$3.03 \pm 0.84 \pm 1.30$	$0.08 \pm 0.07 \pm 0.01$	$0.14 \pm 0.05 \pm 0.03$
739	$1.27 \pm 0.48 \pm 0.58$	$0.12 \pm 0.07 \pm 0.02$	$0.09 \pm 0.04 \pm 0.02$
826	$0.23 \pm 0.16 \pm 0.14$	$0.05 \pm 0.05 \pm 0.01$	$0.05 \pm 0.03 \pm 0.01$
913	$0.14 \pm 0.14 \pm 0.09$	< 0.05	< 0.05

7 Summary

A search for pair production of neutral color-octet weak-triplet scalar particles (Θ^0) has been performed based on processes where one Θ^0 decays to a pair of b quark jets and the other to a Z boson plus a jet, with the Z boson decaying to a pair of electrons or muons. This analysis is based on data collected with the CMS experiment in proton-proton collisions at $\sqrt{s} = 8$ TeV, corresponding to an integrated luminosity of 19.7 fb^{-1} . The number of observed events is found to be in agreement with the standard model prediction. The CL_s method is used to set a 95% confidence level limit on the cross section of octo-triplet particles, assuming $\mathcal{B}(\Theta^0 \rightarrow b\bar{b}) = 0.5$, with the remaining Θ^0 branching fraction shared between Zg and γg . By comparing the theoretical predictions of the octo-triplet model and the observed limits, masses of Θ^0 below 623 GeV for $m_{G'} = 2.3m_{\Theta^0}$, and below 426 GeV for $m_{G'} = 5m_{\Theta^0}$, are excluded at 95% confidence level. These are the first direct experimental bounds on the Θ^0 production model.

Acknowledgments

We congratulate our colleagues in the CERN accelerator departments for the excellent performance of the LHC and thank the technical and administrative staffs at CERN and at other CMS institutes for their contributions to the success of the CMS effort. In addition, we gratefully acknowledge the computing centers and personnel of the Worldwide LHC Computing Grid for delivering so effectively the computing infrastructure essential to our analyses. Finally, we acknowledge the enduring support for the construction and operation of the LHC and the CMS detector provided by the following funding agencies: BMWFW and FWF (Austria); FNRS and FWO (Belgium); CNPq, CAPES, FAPERJ, and FAPESP (Brazil); MES (Bulgaria); CERN; CAS, MoST, and NSFC (China); COLCIENCIAS (Colombia); MSES and CSF (Croatia); RPF (Cyprus); MoER, ERC IUT and ERDF (Estonia); Academy of Finland, MEC, and HIP (Finland); CEA and CNRS/IN2P3 (France); BMBF, DFG, and HGF (Germany); GSRT (Greece); OTKA and NIH (Hungary); DAE and DST (India); IPM (Iran); SFI (Ireland); INFN (Italy); MSIP and NRF (Republic of Korea); LAS (Lithuania); MOE and UM (Malaysia); CINVESTAV, CONACYT, SEP, and UASLP-FAI (Mexico); MBIE (New Zealand); PAEC (Pakistan); MSHE and NSC (Poland); FCT (Portugal); JINR (Dubna); MON, RosAtom, RAS and RFBR (Russia); MESTD (Serbia); SEIDI and CPAN (Spain); Swiss Funding Agencies (Switzerland); MST (Taipei); ThEPCenter, IPST, STAR and NSTDA (Thailand); TUBITAK and TAEK (Turkey); NASU and SFFR (Ukraine); STFC (United Kingdom); DOE and NSF (USA).

Individuals have received support from the Marie-Curie program and the European Research Council and EPLANET (European Union); the Leventis Foundation; the A. P. Sloan Foundation; the Alexander von Humboldt Foundation; the Belgian Federal Science Policy Office; the Fonds pour la Formation à la Recherche dans l'Industrie et dans l'Agriculture (FRIA-Belgium); the Agentschap voor Innovatie door Wetenschap en Technologie (IWT-Belgium); the Ministry of Education, Youth and Sports (MEYS) of the Czech Republic; the Council of Science and Industrial Research, India; the HOMING PLUS program of the Foundation for Polish Science, cofinanced from European Union, Regional Development Fund; the Compagnia di San Paolo (Torino); the Consorzio per la Fisica (Trieste); MIUR project 20108T4XTM (Italy); the Thalís and Aristeia programs cofinanced by EU-ESF and the Greek NSRF; and the National Priorities Research Program by Qatar National Research Fund.

References

- [1] CMS Collaboration, “Inclusive search for a vector-like T quark with charge $\frac{2}{3}$ in pp collisions at $\sqrt{s} = 8$ TeV”, *Phys. Lett. B* **729** (2014) 149, doi:10.1016/j.physletb.2014.01.006.
- [2] ATLAS Collaboration, “ATLAS search for new phenomena in dijet mass and angular distributions using pp collisions at $\sqrt{s} = 7$ TeV”, *JHEP* **01** (2013) 029, doi:10.1007/JHEP01(2013)029.
- [3] CMS Collaboration, “Search for pair-produced dijet resonances in four-jet final states in pp collisions at $\sqrt{s} = 7$ TeV”, *Phys. Rev. Lett.* **110** (2013) 141802, doi:10.1103/PhysRevLett.110.141802, arXiv:1302.0531.
- [4] ATLAS Collaboration, “Search for heavy vector-like quarks coupling to light quarks in proton-proton collisions at with the ATLAS detector”, *Phys. Lett. B* **712** (2012) 22, doi:10.1016/j.physletb.2012.03.082.
- [5] CMS Collaboration, “Search for new physics in the multijet and missing transverse momentum final state in proton-proton collisions at $\sqrt{s} = 8$ TeV”, *JHEP* **06** (2014) 055, doi:10.1007/JHEP06(2014)055, arXiv:1402.4770.
- [6] ATLAS Collaboration, “Search for squarks and gluinos with the ATLAS detector in final states with jets and missing transverse momentum using $\sqrt{s} = 8$ TeV proton-proton collision data”, *JHEP* **09** (2014) 176, doi:10.1007/JHEP09(2014)176.
- [7] ATLAS Collaboration, “Observation of a new particle in the search for the Standard Model Higgs boson with the ATLAS detector at the LHC”, *Phys. Lett. B* **716** (2012) 1, doi:10.1016/j.physletb.2012.08.020.
- [8] CMS Collaboration, “Observation of a new boson at a mass of 125 GeV with the CMS experiment at the LHC”, *Phys. Lett. B* **716** (2012) 30, doi:10.1016/j.physletb.2012.08.021.
- [9] CMS Collaboration, “Precise determination of the mass of the Higgs boson and tests of compatibility of its couplings with the standard model predictions using proton collisions at 7 and 8 TeV”, (2014). arXiv:1412.8662. Submitted to Eur. Phys. J. C.
- [10] ATLAS Collaboration, “Evidence for the spin-0 nature of the Higgs boson using ATLAS data”, *Phys. Lett. B* **726** (2013) 120, doi:10.1016/j.physletb.2013.08.026.
- [11] CMS Collaboration, “Measurement of the properties of a Higgs boson in the four-lepton final state”, *Phys. Rev. D* **89** (2014) 092007, doi:10.1103/PhysRevD.89.092007.
- [12] B. A. Dobrescu and G. Z. Krnjaic, “Weak-triplet, color-octet scalars, and the CDF dijet excess”, *Phys. Rev. D* **85** (2012) 075020, doi:10.1103/PhysRevD.85.075020, arXiv:1104.2893.
- [13] L. J. Hall and A. E. Nelson, “Heavy gluons and monojets”, *Phys. Lett. B* **153** (1985) 430, doi:10.1016/0370-2693(85)90487-3.
- [14] C. T. Hill, “Topcolor: top quark condensation in a gauge extension of the standard model”, *Phys. Lett. B* **266** (1991) 419, doi:10.1016/0370-2693(91)91061-Y.

- [15] Y. Bai and B. A. Dobrescu, "Heavy octets and Tevatron signals with three or four b jets", *JHEP* **07** (2011) 100, doi:10.1007/JHEP07(2011)100, arXiv:1012.5814.
- [16] Y. Bai and A. Martin, "Topological Pions", *Phys. Lett. B* **693** (2010) 292, doi:10.1016/j.physletb.2010.08.058, arXiv:1003.3006.
- [17] Y. Bai and R. J. Hill, "Weakly Interacting Stable Pions", *Phys. Rev. D* **82** (2010) 111701, doi:10.1103/PhysRevD.82.111701, arXiv:1005.0008.
- [18] R. S. Chivukula, B. A. Dobrescu, H. Georgi, and C. T. Hill, "Top quark seesaw theory of electroweak symmetry breaking", *Phys. Rev. D* **59** (1999) 075003, doi:10.1103/PhysRevD.59.075003, arXiv:hep-ph/9809470.
- [19] T. Han, H. E. Logan, B. McElrath, and L.-T. Wang, "Phenomenology of the little Higgs model", *Phys. Rev. D* **67** (2003) 095004, doi:10.1103/PhysRevD.67.095004, arXiv:hep-ph/0301040.
- [20] J. Alwall et al., "The automated computation of tree-level and next-to-leading order differential cross sections, and their matching to parton shower simulations", *JHEP* **07** (2014) 079, doi:10.1007/JHEP07(2014)079, arXiv:1405.0301.
- [21] J. M. Campbell, J. W. Huston, and W. J. Stirling, "Hard interactions of quarks and gluons: a primer for LHC physics", *Rept. Prog. Phys.* **70** (2007) 89, doi:10.1088/0034-4885/70/1/R02, arXiv:hep-ph/0611148.
- [22] R. S. Chivukula, E. H. Simmons, and N. Vignaroli, "Same-sign dileptons from colored scalars in the flavorful top-coloron model", *Phys. Rev. D* **88** (2013) 034006, doi:10.1103/PhysRevD.88.034006, arXiv:1306.2248.
- [23] CMS Collaboration, "The CMS experiment at the CERN LHC", *JINST* **03** (2008) S08004, doi:10.1088/1748-0221/3/08/S08004.
- [24] CMS Collaboration, "Performance of electron reconstruction and selection with the CMS detector in proton-proton collisions at $\sqrt{s} = 8$ TeV", (2015). arXiv:1502.02701. Submitted to JINST.
- [25] CMS Collaboration, "Particle-Flow Event Reconstruction in CMS and Performance for Jets, Taus, and E_T^{miss} ", CMS Physics Analysis Summary CMS-PAS-PFT-09-001, 2009.
- [26] CMS Collaboration, "Commissioning of the Particle-flow Event Reconstruction with the first LHC collisions recorded in the CMS detector", CMS Physics Analysis Summary CMS-PAS-PFT-10-001, 2010.
- [27] M. Cacciari and G. P. Salam, "Dispelling the N^3 myth for the k_t jet-finder", *Phys. Lett. B* **641** (2006) 57, doi:10.1016/j.physletb.2006.08.037, arXiv:hep-ph/0512210.
- [28] M. Cacciari, G. P. Salam, and G. Soyez, "FastJet User Manual", *Eur. Phys. J. C* **72** (2012) 1896, doi:10.1140/epjc/s10052-012-1896-2, arXiv:1111.6097.
- [29] M. Cacciari, G. P. Salam, and G. Soyez, "The anti- k_t jet clustering algorithm", *JHEP* **04** (2008) 63, doi:10.1088/1126-6708/2008/04/063, arXiv:0802.1189.
- [30] CMS Collaboration, "Determination of jet energy calibration and transverse momentum resolution in CMS", *J. Instrum.* **6** (2011) P11002, doi:10.1088/1748-0221/6/11/P11002.

- [31] CMS Collaboration, “8 TeV Jet Energy Corrections and Uncertainties based on 19.8 fb⁻¹ of data in CMS”, CMS Detector Performance Summary CMS-DP-13-033, 2013.
- [32] CMS Collaboration, “Identification of b-quark jets with the CMS experiment”, *J. Instrum.* **8** (2013) P04013, doi:10.1088/1748-0221/8/04/P04013.
- [33] T. Sjöstrand, S. Mrenna, and P. Skands, “PYTHIA 6.4 physics and manual”, *JHEP* **05** (2006) 26, doi:10.1088/1126-6708/2006/05/026, arXiv:hep-ph/0603175.
- [34] R. Gavin, Y. Li, F. Petriello, and S. Quackenbush, “FEWZ 2.0: A code for hadronic Z production at next-to-next-to-leading order”, *Comput. Phys. Commun.* **182** (2011) 2388, doi:10.1016/j.cpc.2011.06.008, arXiv:1011.3540.
- [35] M. Czakon, P. Fiedler, and A. Mitov, “Total Top-Quark Pair-Production Cross Section at Hadron Colliders Through $O(\alpha_s^4)$ ”, *Phys. Rev. Lett.* **110** (2013) 252004, doi:10.1103/PhysRevLett.110.252004, arXiv:1303.6254.
- [36] N. Kidonakis, “Next-to-next-to-leading logarithm resummation for s-channel single top quark production”, *Phys. Rev. D* **81** (2010) 054028, doi:10.1103/PhysRevD.81.054028, arXiv:1001.5034.
- [37] J. M. Campbell and R. K. Ellis, “MCFM for the Tevatron and the LHC”, *Nucl. Phys. Proc. Suppl.* **205-206** (2010) 10, doi:10.1016/j.nuclphysbps.2010.08.011, arXiv:1007.3492.
- [38] S. Agostinelli, J. Allison, and K. Amako, “Geant4—a simulation toolkit”, *Nucl. Instrum. Meth. A* **506** (2003) 250, doi:10.1016/S0168-9002(03)01368-8.
- [39] J. Campbell, R. K. Ellis, and D. Rainwater, “Next-to-leading order QCD predictions for W+2 jet and Z+2 jet production at the CERN LHC”, *Phys. Rev. D* **68** (2003) 094021, doi:10.1103/PhysRevD.68.094021, arXiv:hep-ph/0308195.
- [40] CMS Collaboration, “Measurement of the production cross sections for a Z boson and one or more b jets in pp collisions at $\sqrt{s} = 7$ TeV”, *J. High Energy Phys.* **06** (2014) 120, doi:10.1007/JHEP06(2014)120.
- [41] CMS Collaboration, “Measurement of the W⁺W⁻ and ZZ production cross sections in pp collisions at $\sqrt{s} = 8$ TeV”, *Phys. Lett. B* **721** (2013) 190, doi:10.1016/j.physletb.2013.03.027.
- [42] CMS Collaboration, “Measurement of WZ and ZZ production in pp collisions at $\sqrt{s} = 8$ TeV in final states with b-tagged jets”, *Eur. Phys. J. C* **74** (2014) 2973, doi:10.1140/epjc/s10052-014-2973-5.
- [43] CMS Collaboration, “Performance of CMS muon reconstruction in pp collision events at $\sqrt{s} = 7$ TeV”, *J. Instrum.* **7** (2012) P10002, doi:10.1088/1748-0221/7/10/P10002.
- [44] ATLAS Collaboration, “Measurement of the inelastic proton-proton cross-section at $\sqrt{s} = 7$ TeV with the ATLAS detector”, *Nat. Commun.* **2** (2011) 463, doi:10.1038/ncomms1472, arXiv:1104.0326.
- [45] CMS Collaboration, “Measurement of the inelastic proton-proton cross section at $\sqrt{s} = 7$ TeV”, *Phys. Lett. B* **722** (2013) 5, doi:10.1016/j.physletb.2013.03.024.

-
- [46] CMS Collaboration, “Search for top-squark pair production in the single-lepton final state in pp collisions at $\sqrt{s} = 8 \text{ TeV}$ ”, *Eur. Phys. J. C* **73** (2013) 2677, doi:10.1140/epjc/s10052-013-2677-2.
- [47] CMS Collaboration, “CMS Luminosity Based on Pixel Cluster Counting — Summer 2013 Update”, CMS Physics Analysis Summary CMS-PAS-LUM-13-001, 2013.
- [48] S. Alekhin et al., “The PDF4LHC Working Group Interim Report”, (2011). arXiv:1101.0536.
- [49] M. Botje et al., “The PDF4LHC Working Group Interim Recommendations”, (2011). arXiv:1101.0538.
- [50] A. L. Read, “Presentation of search results: the CL_s technique”, *J. Phys. G* **28** (2002) 2693, doi:10.1088/0954-3899/28/10/313.
- [51] T. Junk, “Confidence level computation for combining searches with small statistics”, *Nucl. Instrum. Meth. A* **434** (1999) 435, doi:10.1016/S0168-9002(99)00498-2, arXiv:hep-ex/9902006.

A The CMS Collaboration

Yerevan Physics Institute, Yerevan, Armenia

V. Khachatryan, A.M. Sirunyan, A. Tumasyan

Institut für Hochenergiephysik der OeAW, Wien, Austria

W. Adam, E. Asilar, T. Bergauer, J. Brandstetter, E. Brondolin, M. Dragicevic, J. Erö, M. Flechl, M. Friedl, R. Frühwirth¹, V.M. Ghete, C. Hartl, N. Hörmann, J. Hrubec, M. Jeitler¹, V. Knünz, A. König, M. Krammer¹, I. Krätschmer, D. Liko, T. Matsushita, I. Mikulec, D. Rabady², B. Rahbaran, H. Rohringer, J. Schieck¹, R. Schöfbeck, J. Strauss, W. Treberer-Treberspurg, W. Waltenberger, C.-E. Wulz¹

National Centre for Particle and High Energy Physics, Minsk, Belarus

V. Mossolov, N. Shumeiko, J. Suarez Gonzalez

Universiteit Antwerpen, Antwerpen, Belgium

S. Alderweireldt, T. Cornelis, E.A. De Wolf, X. Janssen, A. Knutsson, J. Lauwers, S. Luyckx, S. Ochesanu, R. Rougny, M. Van De Klundert, H. Van Haevermaet, P. Van Mechelen, N. Van Remortel, A. Van Spilbeeck

Vrije Universiteit Brussel, Brussel, Belgium

S. Abu Zeid, F. Blekman, J. D'Hondt, N. Daci, I. De Bruyn, K. Deroover, N. Heracleous, J. Keaveney, S. Lowette, L. Moreels, A. Olbrechts, Q. Python, D. Strom, S. Tavernier, W. Van Doninck, P. Van Mulders, G.P. Van Onsem, I. Van Parijs

Université Libre de Bruxelles, Bruxelles, Belgium

P. Barria, C. Caillol, B. Clerboux, G. De Lentdecker, H. Delannoy, D. Dobur, G. Fasanella, L. Favart, A.P.R. Gay, A. Grebenyuk, A. Léonard, A. Mohammadi, L. Perniè, A. Randle-conde, T. Reis, T. Seva, L. Thomas, C. Vander Velde, P. Vanlaer, J. Wang, F. Zenoni, F. Zhang³

Ghent University, Ghent, Belgium

K. Beernaert, L. Benucci, A. Cimmino, S. Crucy, A. Fagot, G. Garcia, M. Gul, J. Mccartin, A.A. Ocampo Rios, D. Poyraz, D. Ryckbosch, S. Salva Diblen, M. Sigamani, N. Strobbe, M. Tytgat, W. Van Driessche, E. Yazgan, N. Zaganidis

Université Catholique de Louvain, Louvain-la-Neuve, Belgium

S. Basegmez, C. Beluffi⁴, O. Bondu, G. Bruno, R. Castello, A. Caudron, L. Ceard, G.G. Da Silveira, C. Delaere, D. Favart, L. Forthomme, A. Giammanco⁵, J. Hollar, A. Jafari, P. Jez, M. Komm, V. Lemaître, A. Mertens, C. Nuttens, L. Perrini, A. Pin, K. Piotrkowski, A. Popov⁶, L. Quertenmont, M. Selvaggi, M. Vidal Marono

Université de Mons, Mons, Belgium

N. Beliy, T. Caebergs, G.H. Hammad

Centro Brasileiro de Pesquisas Físicas, Rio de Janeiro, Brazil

W.L. Aldá Júnior, G.A. Alves, L. Brito, M. Correa Martins Junior, T. Dos Reis Martins, C. Hensel, C. Mora Herrera, A. Moraes, M.E. Pol, P. Rebello Teles

Universidade do Estado do Rio de Janeiro, Rio de Janeiro, Brazil

E. Belchior Batista Das Chagas, W. Carvalho, J. Chinellato⁷, A. Custódio, E.M. Da Costa, D. De Jesus Damiao, C. De Oliveira Martins, S. Fonseca De Souza, L.M. Huertas Guativa, H. Malbouisson, D. Matos Figueiredo, L. Mundim, H. Nogima, W.L. Prado Da Silva, A. Santoro, A. Sznajder, E.J. Tonelli Manganote⁷, A. Vilela Pereira

Universidade Estadual Paulista ^a, Universidade Federal do ABC ^b, São Paulo, Brazil

S. Ahuja, C.A. Bernardes^b, A. De Souza Santos, S. Dogra^a, T.R. Fernandez Perez Tomei^a, E.M. Gregores^b, P.G. Mercadante^b, C.S. Moon^{a,8}, S.F. Novaes^a, Sandra S. Padula^a, D. Romero Abad, J.C. Ruiz Vargas

Institute for Nuclear Research and Nuclear Energy, Sofia, Bulgaria

A. Aleksandrov, V. Genchev², R. Hadjiiska, P. Iaydjiev, A. Marinov, S. Piperov, M. Rodozov, S. Stoykova, G. Sultanov, M. Vutova

University of Sofia, Sofia, Bulgaria

A. Dimitrov, I. Glushkov, L. Litov, B. Pavlov, P. Petkov

Institute of High Energy Physics, Beijing, China

M. Ahmad, J.G. Bian, G.M. Chen, H.S. Chen, M. Chen, T. Cheng, R. Du, C.H. Jiang, R. Plestina⁹, F. Romeo, S.M. Shaheen, J. Tao, C. Wang, Z. Wang, H. Zhang

State Key Laboratory of Nuclear Physics and Technology, Peking University, Beijing, China

C. Asawatrangkuldee, Y. Ban, Q. Li, S. Liu, Y. Mao, S.J. Qian, D. Wang, Z. Xu, W. Zou

Universidad de Los Andes, Bogota, Colombia

C. Avila, A. Cabrera, L.F. Chaparro Sierra, C. Florez, J.P. Gomez, B. Gomez Moreno, J.C. Sanabria

University of Split, Faculty of Electrical Engineering, Mechanical Engineering and Naval Architecture, Split, Croatia

N. Godinovic, D. Lelas, D. Polic, I. Puljak

University of Split, Faculty of Science, Split, Croatia

Z. Antunovic, M. Kovac

Institute Rudjer Boskovic, Zagreb, Croatia

V. Brigljevic, K. Kadija, J. Luetic, L. Sudic

University of Cyprus, Nicosia, Cyprus

A. Attikis, G. Mavromanolakis, J. Mousa, C. Nicolaou, F. Ptochos, P.A. Razis, H. Rykaczewski

Charles University, Prague, Czech Republic

M. Bodlak, M. Finger¹⁰, M. Finger Jr.¹⁰

Academy of Scientific Research and Technology of the Arab Republic of Egypt, Egyptian Network of High Energy Physics, Cairo, Egypt

A. Ali^{11,12}, R. Aly¹³, S. Aly¹³, S. Elgammal¹², A. Ellithi Kamel¹⁴, A. Lotfy¹⁵, M.A. Mahmoud¹⁵, R. Masod¹¹, A. Radi^{12,11}

National Institute of Chemical Physics and Biophysics, Tallinn, Estonia

B. Calpas, M. Kadastik, M. Murumaa, M. Raidal, A. Tiko, C. Veelken

Department of Physics, University of Helsinki, Helsinki, Finland

P. Eerola, M. Voutilainen

Helsinki Institute of Physics, Helsinki, Finland

J. Härkönen, V. Karimäki, R. Kinnunen, T. Lampén, K. Lassila-Perini, S. Lehti, T. Lindén, P. Luukka, T. Mäenpää, J. Pekkanen, T. Peltola, E. Tuominen, J. Tuominiemi, E. Tuovinen, L. Wendland

Lappeenranta University of Technology, Lappeenranta, Finland

J. Talvitie, T. Tuuva

DSM/IRFU, CEA/Saclay, Gif-sur-Yvette, France

M. Besancon, F. Couderc, M. Dejardin, D. Denegri, B. Fabbro, J.L. Faure, C. Favaro, F. Ferri, S. Ganjour, A. Givernaud, P. Gras, G. Hamel de Monchenault, P. Jarry, E. Locci, M. Machet, J. Malcles, J. Rander, A. Rosowsky, M. Titov, A. Zghiche

Laboratoire Leprince-Ringuet, Ecole Polytechnique, IN2P3-CNRS, Palaiseau, France

S. Baffioni, F. Beaudette, P. Busson, L. Cadamuro, E. Chapon, C. Charlot, T. Dahms, O. Davignon, N. Filipovic, A. Florent, R. Granier de Cassagnac, S. Lisniak, L. Mastrolorenzo, P. Miné, I.N. Naranjo, M. Nguyen, C. Ochando, G. Ortona, P. Paganini, S. Regnard, R. Salerno, J.B. Sauvan, Y. Sirois, T. Strebler, Y. Yilmaz, A. Zabi

Institut Pluridisciplinaire Hubert Curien, Université de Strasbourg, Université de Haute Alsace Mulhouse, CNRS/IN2P3, Strasbourg, France

J.-L. Agram¹⁶, J. Andrea, A. Aubin, D. Bloch, J.-M. Brom, M. Buttignol, E.C. Chabert, N. Chanon, C. Collard, E. Conte¹⁶, J.-C. Fontaine¹⁶, D. Gelé, U. Goerlach, C. Goetzmann, A.-C. Le Bihan, J.A. Merlin², K. Skovpen, P. Van Hove

Centre de Calcul de l'Institut National de Physique Nucleaire et de Physique des Particules, CNRS/IN2P3, Villeurbanne, France

S. Gadrat

Université de Lyon, Université Claude Bernard Lyon 1, CNRS-IN2P3, Institut de Physique Nucléaire de Lyon, Villeurbanne, France

S. Beauceron, N. Beaupere, C. Bernet⁹, G. Boudoul², E. Bouvier, S. Brochet, C.A. Carrillo Montoya, J. Chasserat, R. Chierici, D. Contardo, B. Courbon, P. Depasse, H. El Mamouni, J. Fan, J. Fay, S. Gascon, M. Gouzevitch, B. Ille, I.B. Laktineh, M. Lethuillier, L. Mirabito, A.L. Pequegnot, S. Perries, J.D. Ruiz Alvarez, D. Sabes, L. Sgandurra, V. Sordini, M. Vander Donckt, P. Verdier, S. Viret, H. Xiao

Institute of High Energy Physics and Informatization, Tbilisi State University, Tbilisi, Georgia

D. Lomidze

RWTH Aachen University, I. Physikalisches Institut, Aachen, Germany

C. Autermann, S. Beranek, M. Edelhoff, L. Feld, A. Heister, M.K. Kiesel, K. Klein, M. Lipinski, A. Ostapchuk, M. Preuten, F. Raupach, J. Sammet, S. Schael, J.F. Schulte, T. Verlage, H. Weber, B. Wittmer, V. Zhukov⁶

RWTH Aachen University, III. Physikalisches Institut A, Aachen, Germany

M. Ata, M. Brodski, E. Dietz-Laursonn, D. Duchardt, M. Endres, M. Erdmann, S. Erdweg, T. Esch, R. Fischer, A. Güth, T. Hebbeker, C. Heidemann, K. Hoepfner, D. Klingebiel, S. Knutzen, P. Kreuzer, M. Merschmeyer, A. Meyer, P. Millet, M. Olschewski, K. Padeken, P. Papacz, T. Pook, M. Radziej, H. Reithler, M. Rieger, F. Scheuch, L. Sonnenschein, D. Teyssier, S. Thüer

RWTH Aachen University, III. Physikalisches Institut B, Aachen, Germany

V. Cherepanov, Y. Erdogan, G. Flügge, H. Geenen, M. Geisler, W. Haj Ahmad, F. Hoehle, B. Kargoll, T. Kress, Y. Kuessel, A. Künsken, J. Lingemann², A. Nehr Korn, A. Nowack, I.M. Nugent, C. Pistone, O. Pooth, A. Stahl

Deutsches Elektronen-Synchrotron, Hamburg, Germany

M. Aldaya Martin, I. Asin, N. Bartosik, O. Behnke, U. Behrens, A.J. Bell, K. Borras, A. Burgmeier, A. Cakir, L. Calligaris, A. Campbell, S. Choudhury, F. Costanza, C. Diez Pardos, G. Dolinska, S. Dooling, T. Dorland, G. Eckerlin, D. Eckstein, T. Eichhorn, G. Flucke,

E. Gallo, J. Garay Garcia, A. Geiser, A. Gizhko, P. Gunnellini, J. Hauk, M. Hempel¹⁷, H. Jung, A. Kalogeropoulos, O. Karacheban¹⁷, M. Kasemann, P. Katsas, J. Kieseler, C. Kleinwort, I. Korol, W. Lange, J. Leonard, K. Lipka, A. Lobanov, W. Lohmann¹⁷, R. Mankel, I. Marfin¹⁷, I.-A. Melzer-Pellmann, A.B. Meyer, G. Mittag, J. Mnich, A. Mussgiller, S. Naumann-Emme, A. Nayak, E. Ntomari, H. Perrey, D. Pitzl, R. Placakyte, A. Raspereza, P.M. Ribeiro Cipriano, B. Roland, M.Ö. Sahin, J. Salfeld-Nebgen, P. Saxena, T. Schoerner-Sadenius, M. Schröder, C. Seitz, S. Spannagel, K.D. Trippkewitz, C. Wissing

University of Hamburg, Hamburg, Germany

V. Blobel, M. Centis Vignali, A.R. Draeger, J. Erfle, E. Garutti, K. Goebel, D. Gonzalez, M. Görner, J. Haller, M. Hoffmann, R.S. Höing, A. Junkes, R. Klanner, R. Kogler, T. Lapsien, T. Lenz, I. Marchesini, D. Marconi, D. Nowatschin, J. Ott, F. Pantaleo², T. Peiffer, A. Perieanu, N. Pietsch, J. Poehlsen, D. Rathjens, C. Sander, H. Schettler, P. Schleper, E. Schlieckau, A. Schmidt, M. Seidel, V. Sola, H. Stadie, G. Steinbrück, H. Tholen, D. Troendle, E. Usai, L. Vanelderden, A. Vanhoefer

Institut für Experimentelle Kernphysik, Karlsruhe, Germany

M. Akbiyik, C. Barth, C. Baus, J. Berger, C. Böser, E. Butz, T. Chwalek, F. Colombo, W. De Boer, A. Descroix, A. Dierlamm, M. Feindt, F. Frensch, M. Giffels, A. Gilbert, F. Hartmann², U. Husemann, F. Kassel², I. Katkov⁶, A. Kornmayer², P. Lobelle Pardo, M.U. Mozer, T. Müller, Th. Müller, M. Plagge, G. Quast, K. Rabbertz, S. Röcker, F. Roscher, H.J. Simonis, F.M. Stober, R. Ulrich, J. Wagner-Kuhr, S. Wayand, T. Weiler, C. Wöhrmann, R. Wolf

Institute of Nuclear and Particle Physics (INPP), NCSR Demokritos, Aghia Paraskevi, Greece

G. Anagnostou, G. Daskalakis, T. Gerasis, V.A. Giakoumopoulou, A. Kyriakis, D. Loukas, A. Markou, A. Psallidas, I. Topsis-Giotis

University of Athens, Athens, Greece

A. Agapitos, S. Kesisoglou, A. Panagiotou, N. Saoulidou, E. Tziaferi

University of Ioánnina, Ioánnina, Greece

I. Evangelou, G. Flouris, C. Foudas, P. Kokkas, N. Loukas, N. Manthos, I. Papadopoulos, E. Paradas, J. Strologas

Wigner Research Centre for Physics, Budapest, Hungary

G. Bencze, C. Hajdu, A. Hazi, P. Hidas, D. Horvath¹⁸, F. Sikler, V. Veszpremi, G. Vesztergombi¹⁹, A.J. Zsigmond

Institute of Nuclear Research ATOMKI, Debrecen, Hungary

N. Beni, S. Czellar, J. Karancsi²⁰, J. Molnar, Z. Szillasi

University of Debrecen, Debrecen, Hungary

M. Bartók²¹, A. Makovec, P. Raics, Z.L. Trocsanyi, B. Ujvari

National Institute of Science Education and Research, Bhubaneswar, India

P. Mal, K. Mandal, N. Sahoo, S.K. Swain

Panjab University, Chandigarh, India

S. Bansal, S.B. Beri, V. Bhatnagar, R. Chawla, R. Gupta, U. Bhawandeep, A.K. Kalsi, A. Kaur, M. Kaur, R. Kumar, A. Mehta, M. Mittal, N. Nishu, J.B. Singh, G. Walia

University of Delhi, Delhi, India

Ashok Kumar, Arun Kumar, A. Bhardwaj, B.C. Choudhary, R.B. Garg, A. Kumar, S. Malhotra, M. Naimuddin, K. Ranjan, R. Sharma, V. Sharma

Saha Institute of Nuclear Physics, Kolkata, India

S. Banerjee, S. Bhattacharya, K. Chatterjee, S. Dey, S. Dutta, Sa. Jain, Sh. Jain, R. Khurana, N. Majumdar, A. Modak, K. Mondal, S. Mukherjee, S. Mukhopadhyay, A. Roy, D. Roy, S. Roy Chowdhury, S. Sarkar, M. Sharan

Bhabha Atomic Research Centre, Mumbai, India

A. Abdulsalam, R. Chudasama, D. Dutta, V. Jha, V. Kumar, A.K. Mohanty², L.M. Pant, P. Shukla, A. Topkar

Tata Institute of Fundamental Research, Mumbai, India

T. Aziz, S. Banerjee, S. Bhowmik²², R.M. Chatterjee, R.K. Dewanjee, S. Dugad, S. Ganguly, S. Ghosh, M. Guchait, A. Gurtu²³, G. Kole, S. Kumar, B. Mahakud, M. Maity²², G. Majumder, K. Mazumdar, S. Mitra, G.B. Mohanty, B. Parida, T. Sarkar²², K. Sudhakar, N. Sur, B. Sutar, N. Wickramage²⁴

Indian Institute of Science Education and Research (IISER), Pune, India

S. Sharma

Institute for Research in Fundamental Sciences (IPM), Tehran, Iran

H. Bakhshiansohi, H. Behnamian, S.M. Etesami²⁵, A. Fahim²⁶, R. Goldouzian, M. Khakzad, M. Mohammadi Najafabadi, M. Naseri, S. Paktinat Mehdiabadi, F. Rezaei Hosseinabadi, B. Safarzadeh²⁷, M. Zeinali

University College Dublin, Dublin, Ireland

M. Felcini, M. Grunewald

INFN Sezione di Bari ^a, Università di Bari ^b, Politecnico di Bari ^c, Bari, Italy

M. Abbrescia^{a,b}, C. Calabria^{a,b}, C. Caputo^{a,b}, S.S. Chhibra^{a,b}, A. Colaleo^a, D. Creanza^{a,c}, L. Cristella^{a,b}, N. De Filippis^{a,c}, M. De Palma^{a,b}, L. Fiore^a, G. Iaselli^{a,c}, G. Maggi^{a,c}, M. Maggi^a, G. Miniello^{a,b}, S. My^{a,c}, S. Nuzzo^{a,b}, A. Pompili^{a,b}, G. Pugliese^{a,c}, R. Radogna^{a,b}, A. Ranieri^a, G. Selvaggi^{a,b}, A. Sharma^a, L. Silvestris^{a,2}, R. Venditti^{a,b}, P. Verwilligen^a

INFN Sezione di Bologna ^a, Università di Bologna ^b, Bologna, Italy

G. Abbiendi^a, C. Battilana², A.C. Benvenuti^a, D. Bonacorsi^{a,b}, S. Braibant-Giacomelli^{a,b}, L. Brigliadori^{a,b}, R. Campanini^{a,b}, P. Capiluppi^{a,b}, A. Castro^{a,b}, F.R. Cavallo^a, G. Codispoti^{a,b}, M. Cuffiani^{a,b}, G.M. Dallavalle^a, F. Fabbri^a, A. Fanfani^{a,b}, D. Fasanella^{a,b}, P. Giacomelli^a, C. Grandi^a, L. Guiducci^{a,b}, S. Marcellini^a, G. Masetti^a, A. Montanari^a, F.L. Navarria^{a,b}, A. Perrotta^a, A.M. Rossi^{a,b}, T. Rovelli^{a,b}, G.P. Siroli^{a,b}, N. Tosi^{a,b}, R. Travaglini^{a,b}

INFN Sezione di Catania ^a, Università di Catania ^b, CSFNSM ^c, Catania, Italy

G. Cappello^a, M. Chiorboli^{a,b}, S. Costa^{a,b}, F. Giordano^{a,c}, R. Potenza^{a,b}, A. Tricomi^{a,b}, C. Tuve^{a,b}

INFN Sezione di Firenze ^a, Università di Firenze ^b, Firenze, Italy

G. Barbagli^a, V. Ciulli^{a,b}, C. Civinini^a, R. D'Alessandro^{a,b}, E. Focardi^{a,b}, S. Gonzi^{a,b}, V. Gori^{a,b}, P. Lenzi^{a,b}, M. Meschini^a, S. Paoletti^a, G. Sguazzoni^a, A. Tropiano^{a,b}, L. Viliani^{a,b}

INFN Laboratori Nazionali di Frascati, Frascati, Italy

L. Benussi, S. Bianco, F. Fabbri, D. Piccolo

INFN Sezione di Genova ^a, Università di Genova ^b, Genova, Italy

V. Calvelli^{a,b}, F. Ferro^a, M. Lo Vetere^{a,b}, E. Robutti^a, S. Tosi^{a,b}

INFN Sezione di Milano-Bicocca ^a, Università di Milano-Bicocca ^b, Milano, Italy

M.E. Dinardo^{a,b}, S. Fiorendi^{a,b}, S. Gennai^a, R. Gerosa^{a,b}, A. Ghezzi^{a,b}, P. Govoni^{a,b}, S. Malvezzi^a,

R.A. Manzoni^{a,b}, B. Marzocchi^{a,b,2}, D. Menasce^a, L. Moroni^a, M. Paganoni^{a,b}, D. Pedrini^a, S. Ragazzi^{a,b}, N. Redaelli^a, T. Tabarelli de Fatis^{a,b}

INFN Sezione di Napoli^a, Università di Napoli 'Federico II'^b, Napoli, Italy, Università della Basilicata^c, Potenza, Italy, Università G. Marconi^d, Roma, Italy

S. Buontempo^a, N. Cavallo^{a,c}, S. Di Guida^{a,d,2}, M. Esposito^{a,b}, F. Fabozzi^{a,c}, A.O.M. Iorio^{a,b}, G. Lanza^a, L. Lista^a, S. Meola^{a,d,2}, M. Merola^a, P. Paolucci^{a,2}, C. Sciacca^{a,b}, F. Thyssen

INFN Sezione di Padova^a, Università di Padova^b, Padova, Italy, Università di Trento^c, Trento, Italy

P. Azzi^{a,2}, N. Bacchetta^a, D. Bisello^{a,b}, R. Carlin^{a,b}, A. Carvalho Antunes De Oliveira^{a,b}, P. Checchia^a, M. Dall'Osso^{a,b,2}, T. Dorigo^a, F. Gasparini^{a,b}, U. Gasparini^{a,b}, A. Gozzelino^a, S. Lacaprara^a, M. Margoni^{a,b}, A.T. Meneguzzo^{a,b}, J. Pazzini^{a,b}, N. Pozzobon^{a,b}, P. Ronchese^{a,b}, M. Sgaravatto^a, F. Simonetto^{a,b}, E. Torassa^a, M. Tosi^{a,b}, S. Vanini^{a,b}, S. Ventura^a, M. Zanetti, P. Zotto^{a,b}, A. Zucchetta^{a,b,2}, G. Zumerle^{a,b}

INFN Sezione di Pavia^a, Università di Pavia^b, Pavia, Italy

A. Braghieri^a, M. Gabusi^{a,b}, A. Magnani^a, S.P. Ratti^{a,b}, V. Re^a, C. Riccardi^{a,b}, P. Salvini^a, I. Vai^a, P. Vitulo^{a,b}

INFN Sezione di Perugia^a, Università di Perugia^b, Perugia, Italy

L. Alunni Solestizi^{a,b}, M. Biasini^{a,b}, G.M. Bilei^a, D. Ciangottini^{a,b,2}, L. Fanò^{a,b}, P. Lariccia^{a,b}, G. Mantovani^{a,b}, M. Menichelli^a, A. Saha^a, A. Santocchia^{a,b}, A. Spiezia^{a,b}

INFN Sezione di Pisa^a, Università di Pisa^b, Scuola Normale Superiore di Pisa^c, Pisa, Italy

K. Androsov^{a,28}, P. Azzurri^a, G. Bagliesi^a, J. Bernardini^a, T. Boccali^a, G. Broccolo^{a,c}, R. Castaldi^a, M.A. Ciocci^{a,28}, R. Dell'Orso^a, S. Donato^{a,c,2}, G. Fedi, L. Foà^{a,c†}, A. Giassi^a, M.T. Grippo^{a,28}, F. Ligabue^{a,c}, T. Lomtadze^a, L. Martini^{a,b}, A. Messineo^{a,b}, F. Palla^a, A. Rizzi^{a,b}, A. Savoy-Navarro^{a,29}, A.T. Serban^a, P. Spagnolo^a, P. Squillacioti^{a,28}, R. Tenchini^a, G. Tonelli^{a,b}, A. Venturi^a, P.G. Verdini^a

INFN Sezione di Roma^a, Università di Roma^b, Roma, Italy

L. Barone^{a,b}, F. Cavallari^a, G. D'imperio^{a,b,2}, D. Del Re^{a,b}, M. Diemoz^a, S. Gelli^{a,b}, C. Jorda^a, E. Longo^{a,b}, F. Margaroli^{a,b}, P. Meridiani^a, F. Micheli^{a,b}, G. Organtini^{a,b}, R. Paramatti^a, F. Preiato^{a,b}, S. Rahatlou^{a,b}, C. Rovelli^a, F. Santanastasio^{a,b}, L. Soffi^{a,b}, P. Traczyk^{a,b,2}

INFN Sezione di Torino^a, Università di Torino^b, Torino, Italy, Università del Piemonte Orientale^c, Novara, Italy

N. Amapane^{a,b}, R. Arcidiacono^{a,c}, S. Argiro^{a,b}, M. Arneodo^{a,c}, R. Bellan^{a,b}, C. Biino^a, N. Cartiglia^a, S. Casasso^{a,b}, M. Costa^{a,b}, R. Covarelli^{a,b}, A. Degano^{a,b}, N. Demaria^a, L. Finco^{a,b,2}, C. Mariotti^a, S. Maselli^a, E. Migliore^{a,b}, V. Monaco^{a,b}, M. Musich^a, M.M. Obertino^{a,c}, L. Pacher^{a,b}, N. Pastrone^a, M. Pelliccioni^a, G.L. Pinna Angioni^{a,b}, A. Romero^{a,b}, M. Ruspa^{a,c}, R. Sacchi^{a,b}, A. Solano^{a,b}, A. Staiano^a, U. Tamponi^a, P.P. Trapani^{a,b}

INFN Sezione di Trieste^a, Università di Trieste^b, Trieste, Italy

S. Belforte^a, V. Candelise^{a,b,2}, M. Casarsa^a, F. Cossutti^a, G. Della Ricca^{a,b}, B. Gobbo^a, C. La Licata^{a,b}, M. Marone^{a,b}, A. Schizzi^{a,b}, T. Umer^{a,b}, A. Zanetti^a

Kangwon National University, Chunchon, Korea

S. Chang, A. Kropivnitskaya, S.K. Nam

Kyungpook National University, Daegu, Korea

D.H. Kim, G.N. Kim, M.S. Kim, D.J. Kong, S. Lee, Y.D. Oh, A. Sakharov, D.C. Son

Chonbuk National University, Jeonju, Korea

H. Kim, T.J. Kim, M.S. Ryu

Chonnam National University, Institute for Universe and Elementary Particles, Kwangju, Korea

S. Song

Korea University, Seoul, Korea

S. Choi, Y. Go, D. Gyun, B. Hong, M. Jo, H. Kim, Y. Kim, B. Lee, K. Lee, K.S. Lee, S. Lee, S.K. Park, Y. Roh

Seoul National University, Seoul, Korea

H.D. Yoo

University of Seoul, Seoul, Korea

M. Choi, J.H. Kim, J.S.H. Lee, I.C. Park, G. Ryu

Sungkyunkwan University, Suwon, Korea

Y. Choi, Y.K. Choi, J. Goh, D. Kim, E. Kwon, J. Lee, I. Yu

Vilnius University, Vilnius, Lithuania

A. Juodagalvis, J. Vaitkus

National Centre for Particle Physics, Universiti Malaya, Kuala Lumpur, Malaysia

Z.A. Ibrahim, J.R. Komaragiri, M.A.B. Md Ali³⁰, F. Mohamad Idris, W.A.T. Wan Abdullah

Centro de Investigacion y de Estudios Avanzados del IPN, Mexico City, Mexico

E. Casimiro Linares, H. Castilla-Valdez, E. De La Cruz-Burelo, I. Heredia-de La Cruz³¹, A. Hernandez-Almada, R. Lopez-Fernandez, G. Ramirez Sanchez, A. Sanchez-Hernandez

Universidad Iberoamericana, Mexico City, Mexico

S. Carrillo Moreno, F. Vazquez Valencia

Benemerita Universidad Autonoma de Puebla, Puebla, Mexico

S. Carpinteyro, I. Pedraza, H.A. Salazar Ibarguen

Universidad Autónoma de San Luis Potosí, San Luis Potosí, Mexico

A. Morelos Pineda

University of Auckland, Auckland, New Zealand

D. Krofcheck

University of Canterbury, Christchurch, New Zealand

P.H. Butler, S. Reucroft

National Centre for Physics, Quaid-I-Azam University, Islamabad, Pakistan

A. Ahmad, M. Ahmad, Q. Hassan, H.R. Hoorani, W.A. Khan, T. Khurshid, M. Shoaib

National Centre for Nuclear Research, Swierk, Poland

H. Bialkowska, M. Bluj, B. Boimska, T. Frueboes, M. Górski, M. Kazana, K. Nawrocki, K. Romanowska-Rybinska, M. Szleper, P. Zalewski

Institute of Experimental Physics, Faculty of Physics, University of Warsaw, Warsaw, Poland

G. Brona, K. Bunkowski, K. Doroba, A. Kalinowski, M. Konecki, J. Krolikowski, M. Misiura, M. Olszewski, M. Walczak

Laboratório de Instrumentação e Física Experimental de Partículas, Lisboa, Portugal

P. Bargassa, C. Beirão Da Cruz E Silva, A. Di Francesco, P. Faccioli, P.G. Ferreira Parracho,

M. Gallinaro, L. Lloret Iglesias, F. Nguyen, J. Rodrigues Antunes, J. Seixas, O. Toldaiev, D. Vadrucio, J. Varela, P. Vischia

Joint Institute for Nuclear Research, Dubna, Russia

S. Afanasiev, P. Bunin, M. Gavrilenko, I. Golutvin, I. Gorbunov, A. Kamenev, V. Karjavin, V. Konoplyanikov, A. Lanev, A. Malakhov, V. Matveev³², P. Moisezenz, V. Palichik, V. Perelygin, S. Shmatov, S. Shulha, N. Skatchkov, V. Smirnov, T. Toriashvili³³, A. Zarubin

Petersburg Nuclear Physics Institute, Gatchina (St. Petersburg), Russia

V. Golovtsov, Y. Ivanov, V. Kim³⁴, E. Kuznetsova, P. Levchenko, V. Murzin, V. Oreshkin, I. Smirnov, V. Sulimov, L. Uvarov, S. Vavilov, A. Vorobyev

Institute for Nuclear Research, Moscow, Russia

Yu. Andreev, A. Dermenev, S. Gninenko, N. Golubev, A. Karneyeu, M. Kirsanov, N. Krasnikov, A. Pashenkov, D. Tlisov, A. Toropin

Institute for Theoretical and Experimental Physics, Moscow, Russia

V. Epshteyn, V. Gavrillov, N. Lychkovskaya, V. Popov, I. Pozdnyakov, G. Safronov, A. Spiridonov, E. Vlasov, A. Zhokin

National Research Nuclear University 'Moscow Engineering Physics Institute' (MEPhI), Moscow, Russia

A. Bylinkin

P.N. Lebedev Physical Institute, Moscow, Russia

V. Andreev, M. Azarkin³⁵, I. Dremin³⁵, M. Kirakosyan, A. Leonidov³⁵, G. Mesyats, S.V. Rusakov, A. Vinogradov

Skobeltsyn Institute of Nuclear Physics, Lomonosov Moscow State University, Moscow, Russia

A. Baskakov, A. Belyaev, E. Boos, M. Dubinin³⁶, L. Dudko, A. Ershov, A. Gribushin, V. Klyukhin, O. Kodolova, I. Lokhtin, I. Myagkov, S. Obraztsov, S. Petrushanko, V. Savrin, A. Snigirev

State Research Center of Russian Federation, Institute for High Energy Physics, Protvino, Russia

I. Azhgirey, I. Bayshev, S. Bitioukov, V. Kachanov, A. Kalinin, D. Konstantinov, V. Krychkin, V. Petrov, R. Ryutin, A. Sobol, L. Tourtchanovitch, S. Troshin, N. Tyurin, A. Uzunian, A. Volkov

University of Belgrade, Faculty of Physics and Vinca Institute of Nuclear Sciences, Belgrade, Serbia

P. Adzic³⁷, M. Ekmedzic, J. Milosevic, V. Rekovic

Centro de Investigaciones Energéticas Medioambientales y Tecnológicas (CIEMAT), Madrid, Spain

J. Alcaraz Maestre, E. Calvo, M. Cerrada, M. Chamizo Llatas, N. Colino, B. De La Cruz, A. Delgado Peris, D. Domínguez Vázquez, A. Escalante Del Valle, C. Fernandez Bedoya, J.P. Fernández Ramos, J. Flix, M.C. Fouz, P. Garcia-Abia, O. Gonzalez Lopez, S. Goy Lopez, J.M. Hernandez, M.I. Josa, E. Navarro De Martino, A. Pérez-Calero Yzquierdo, J. Puerta Pelayo, A. Quintario Olmeda, I. Redondo, L. Romero, M.S. Soares

Universidad Autónoma de Madrid, Madrid, Spain

C. Albajar, J.F. de Trocóniz, M. Missiroli, D. Moran

Universidad de Oviedo, Oviedo, Spain

H. Brun, J. Cuevas, J. Fernandez Menendez, S. Folgueras, I. Gonzalez Caballero, E. Palencia Cortezon, J.M. Vizan Garcia

Instituto de Física de Cantabria (IFCA), CSIC-Universidad de Cantabria, Santander, Spain

J.A. Brochero Cifuentes, I.J. Cabrillo, A. Calderon, J.R. Castiñeiras De Saa, J. Duarte Campderros, M. Fernandez, G. Gomez, A. Graziano, A. Lopez Virto, J. Marco, R. Marco, C. Martinez Rivero, F. Matorras, F.J. Munoz Sanchez, J. Piedra Gomez, T. Rodrigo, A.Y. Rodríguez-Marrero, A. Ruiz-Jimeno, L. Scodellaro, I. Vila, R. Vilar Cortabitarte

CERN, European Organization for Nuclear Research, Geneva, Switzerland

D. Abbaneo, E. Auffray, G. Auzinger, M. Bachtis, P. Baillon, A.H. Ball, D. Barney, A. Benaglia, J. Bendavid, L. Benhabib, J.F. Benitez, G.M. Berruti, G. Bianchi, P. Bloch, A. Bocci, A. Bonato, C. Botta, H. Breuker, T. Camporesi, G. Cerminara, S. Colafranceschi³⁸, M. D'Alfonso, D. d'Enterria, A. Dabrowski, V. Daponte, A. David, M. De Gruttola, F. De Guio, A. De Roeck, S. De Visscher, E. Di Marco, M. Dobson, M. Dordevic, T. du Pree, N. Dupont-Sagorin, A. Elliott-Peisert, J. Eugster, G. Franzoni, W. Funk, D. Gigi, K. Gill, D. Giordano, M. Girone, F. Glege, R. Guida, S. Gundacker, M. Guthoff, J. Hammer, M. Hansen, P. Harris, J. Hegeman, V. Innocente, P. Janot, H. Kirschenmann, M.J. Kortelainen, K. Kousouris, K. Krajczar, P. Lecoq, C. Lourenço, M.T. Lucchini, N. Magini, L. Malgeri, M. Mannelli, J. Marrouche, A. Martelli, L. Masetti, F. Meijers, S. Mersi, E. Meschi, F. Moortgat, S. Morovic, M. Mulders, M.V. Nemallapudi, H. Neugebauer, S. Orfanelli, L. Orsini, L. Pape, E. Perez, A. Petrilli, G. Petrucciani, A. Pfeiffer, D. Piparo, A. Racz, G. Rolandi³⁹, M. Rovere, M. Ruan, H. Sakulin, C. Schäfer, C. Schwick, A. Sharma, P. Silva, M. Simon, P. Sphicas⁴⁰, D. Spiga, J. Steggemann, B. Stieger, M. Stoye, Y. Takahashi, D. Treille, A. Tsirou, G.I. Veres¹⁹, N. Wardle, H.K. Wöhri, A. Zagozdinska⁴¹, W.D. Zeuner

Paul Scherrer Institut, Villigen, Switzerland

W. Bertl, K. Deiters, W. Erdmann, R. Horisberger, Q. Ingram, H.C. Kaestli, D. Kotlinski, U. Langenegger, T. Rohe

Institute for Particle Physics, ETH Zurich, Zurich, Switzerland

F. Bachmair, L. Bäni, L. Bianchini, M.A. Buchmann, B. Casal, G. Dissertori, M. Dittmar, M. Donegà, M. Dünser, P. Eller, C. Grab, C. Heidegger, D. Hits, J. Hoss, G. Kasieczka, W. Lustermann, B. Mangano, A.C. Marini, M. Marionneau, P. Martinez Ruiz del Arbol, M. Masciovecchio, D. Meister, N. Mohr, P. Musella, F. Nessi-Tedaldi, F. Pandolfi, J. Pata, F. Pauss, L. Perrozzi, M. Peruzzi, M. Quittnat, M. Rossini, A. Starodumov⁴², M. Takahashi, V.R. Tavolaro, K. Theofilatos, R. Wallny, H.A. Weber

Universität Zürich, Zurich, Switzerland

T.K. Aarrestad, C. Amsler⁴³, M.F. Canelli, V. Chiochia, A. De Cosa, C. Galloni, A. Hinzmann, T. Hreus, B. Kilminster, C. Lange, J. Ngadiuba, D. Pinna, P. Robmann, F.J. Ronga, D. Salerno, S. Taroni, Y. Yang

National Central University, Chung-Li, Taiwan

M. Cardaci, K.H. Chen, T.H. Doan, C. Ferro, M. Konyushikhin, C.M. Kuo, W. Lin, Y.J. Lu, R. Volpe, S.S. Yu

National Taiwan University (NTU), Taipei, Taiwan

P. Chang, Y.H. Chang, Y.W. Chang, Y. Chao, K.F. Chen, P.H. Chen, C. Dietz, F. Fiori, U. Grundler, W.-S. Hou, Y. Hsiung, Y.F. Liu, R.-S. Lu, M. Miñano Moya, E. Petrakou, J.f. Tsai, Y.M. Tzeng, R. Wilken

Chulalongkorn University, Faculty of Science, Department of Physics, Bangkok, Thailand

B. Asavapibhop, K. Kovitanggoon, G. Singh, N. Srimanobhas, N. Suwonjandee

Cukurova University, Adana, Turkey

A. Adiguzel, S. Cerci⁴⁴, C. Dozen, S. Girgis, G. Gokbulut, Y. Guler, E. Gurpinar, I. Hos, E.E. Kangal⁴⁵, A. Kayis Topaksu, G. Onengut⁴⁶, K. Ozdemir⁴⁷, S. Ozturk⁴⁸, B. Tali⁴⁴, H. Topakli⁴⁸, M. Vergili, C. Zorbilmez

Middle East Technical University, Physics Department, Ankara, Turkey

I.V. Akin, B. Bilin, S. Bilmis, H. Gamsizkan⁴⁹, B. Isildak⁵⁰, G. Karapinar⁵¹, U.E. Surat, M. Yalvac, M. Zeyrek

Bogazici University, Istanbul, Turkey

E.A. Albayrak⁵², E. Gülmez, M. Kaya⁵³, O. Kaya⁵⁴, T. Yetkin⁵⁵

Istanbul Technical University, Istanbul, Turkey

K. Cankocak, Y.O. Günaydin⁵⁶, F.I. Vardarli

Institute for Scintillation Materials of National Academy of Science of Ukraine, Kharkov, Ukraine

B. Grynyov

National Scientific Center, Kharkov Institute of Physics and Technology, Kharkov, Ukraine

L. Levchuk, P. Sorokin

University of Bristol, Bristol, United Kingdom

R. Aggleton, F. Ball, L. Beck, J.J. Brooke, E. Clement, D. Cussans, H. Flacher, J. Goldstein, M. Grimes, G.P. Heath, H.F. Heath, J. Jacob, L. Kreczko, C. Lucas, Z. Meng, D.M. Newbold⁵⁷, S. Paramesvaran, A. Poll, T. Sakuma, S. Seif El Nasr-storey, S. Senkin, D. Smith, V.J. Smith

Rutherford Appleton Laboratory, Didcot, United Kingdom

K.W. Bell, A. Belyaev⁵⁸, C. Brew, R.M. Brown, D.J.A. Cockerill, J.A. Coughlan, K. Harder, S. Harper, E. Olaiya, D. Petyt, C.H. Shepherd-Themistocleous, A. Thea, I.R. Tomalin, T. Williams, W.J. Womersley, S.D. Worm

Imperial College, London, United Kingdom

M. Baber, R. Bainbridge, O. Buchmuller, A. Bundock, D. Burton, M. Citron, D. Colling, L. Corpe, N. Cripps, P. Dauncey, G. Davies, A. De Wit, M. Della Negra, P. Dunne, A. Elwood, W. Ferguson, J. Fulcher, D. Futyan, G. Hall, G. Iles, G. Karapostoli, M. Kenzie, R. Lane, R. Lucas⁵⁷, L. Lyons, A.-M. Magnan, S. Malik, J. Nash, A. Nikitenko⁴², J. Pela, M. Pesaresi, K. Petridis, D.M. Raymond, A. Richards, A. Rose, C. Seez, P. Sharp[†], A. Tapper, K. Uchida, M. Vazquez Acosta⁵⁹, T. Virdee, S.C. Zenz

Brunel University, Uxbridge, United Kingdom

J.E. Cole, P.R. Hobson, A. Khan, P. Kyberd, D. Leggat, D. Leslie, I.D. Reid, P. Symonds, L. Teodorescu, M. Turner

Baylor University, Waco, USA

A. Borzou, J. Dittmann, K. Hatakeyama, A. Kasmi, H. Liu, N. Pastika, T. Scarborough

The University of Alabama, Tuscaloosa, USA

O. Charaf, S.I. Cooper, C. Henderson, P. Rumerio

Boston University, Boston, USA

A. Avetisyan, T. Bose, C. Fantasia, D. Gastler, P. Lawson, D. Rankin, C. Richardson, J. Rohlf, J. St. John, L. Sulak, D. Zou

Brown University, Providence, USA

J. Alimena, E. Berry, S. Bhattacharya, D. Cutts, Z. Demiragli, N. Dhingra, A. Ferapontov, A. Garabedian, U. Heintz, E. Laird, G. Landsberg, Z. Mao, M. Narain, S. Sagir, T. Sinthuprasith

University of California, Davis, Davis, USA

R. Breedon, G. Breto, M. Calderon De La Barca Sanchez, S. Chauhan, M. Chertok, J. Conway, R. Conway, P.T. Cox, R. Erbacher, M. Gardner, W. Ko, R. Lander, M. Mulhearn, D. Pellett, J. Pilot, F. Ricci-Tam, S. Shalhout, J. Smith, M. Squires, D. Stolp, M. Tripathi, S. Wilbur, R. Yohay

University of California, Los Angeles, USA

R. Cousins, P. Everaerts, C. Farrell, J. Hauser, M. Ignatenko, G. Rakness, D. Saltzberg, E. Takasugi, V. Valuev, M. Weber

University of California, Riverside, Riverside, USA

K. Burt, R. Clare, J. Ellison, J.W. Gary, G. Hanson, J. Heilman, M. Ivova Rikova, P. Jandir, E. Kennedy, F. Lacroix, O.R. Long, A. Luthra, M. Malberti, M. Olmedo Negrete, A. Shrinivas, S. Sumowidagdo, H. Wei, S. Wimpenny

University of California, San Diego, La Jolla, USA

J.G. Branson, G.B. Cerati, S. Cittolin, R.T. D'Agnolo, A. Holzner, R. Kelley, D. Klein, J. Letts, I. Macneill, D. Olivito, S. Padhi, M. Pieri, M. Sani, V. Sharma, S. Simon, M. Tadel, Y. Tu, A. Vartak, S. Wasserbaech⁶⁰, C. Welke, F. Würthwein, A. Yagil, G. Zevi Della Porta

University of California, Santa Barbara, Santa Barbara, USA

D. Barge, J. Bradmiller-Feld, C. Campagnari, A. Dishaw, V. Dutta, K. Flowers, M. Franco Sevilla, P. Geffert, C. George, F. Golf, L. Gouskos, J. Gran, J. Incandela, C. Justus, N. Mccoll, S.D. Mullin, J. Richman, D. Stuart, W. To, C. West, J. Yoo

California Institute of Technology, Pasadena, USA

D. Anderson, A. Apresyan, A. Bornheim, J. Bunn, Y. Chen, J. Duarte, A. Mott, H.B. Newman, C. Pena, M. Pierini, M. Spiropulu, J.R. Vlimant, S. Xie, R.Y. Zhu

Carnegie Mellon University, Pittsburgh, USA

V. Azzolini, A. Calamba, B. Carlson, T. Ferguson, Y. Iiyama, M. Paulini, J. Russ, M. Sun, H. Vogel, I. Vorobiev

University of Colorado at Boulder, Boulder, USA

J.P. Cumalat, W.T. Ford, A. Gaz, F. Jensen, A. Johnson, M. Krohn, T. Mulholland, U. Nauenberg, J.G. Smith, K. Stenson, S.R. Wagner

Cornell University, Ithaca, USA

J. Alexander, A. Chatterjee, J. Chaves, J. Chu, S. Dittmer, N. Eggert, N. Mirman, G. Nicolas Kaufman, J.R. Patterson, A. Rinkevicius, A. Ryd, L. Skinnari, W. Sun, S.M. Tan, W.D. Teo, J. Thom, J. Thompson, J. Tucker, Y. Weng, P. Wittich

Fermi National Accelerator Laboratory, Batavia, USA

S. Abdullin, M. Albrow, J. Anderson, G. Apollinari, L.A.T. Bauerdick, A. Beretvas, J. Berryhill, P.C. Bhat, G. Bolla, K. Burkett, J.N. Butler, H.W.K. Cheung, F. Chlebana, S. Cihangir, V.D. Elvira, I. Fisk, J. Freeman, E. Gottschalk, L. Gray, D. Green, S. Grünendahl, O. Gutsche, J. Hanlon, D. Hare, R.M. Harris, J. Hirschauer, B. Hooberman, Z. Hu, S. Jindariani, M. Johnson, U. Joshi, A.W. Jung, B. Klima, B. Kreis, S. Kwan[†], S. Lammel, J. Linacre, D. Lincoln, R. Lipton, T. Liu, R. Lopes De Sá, J. Lykken, K. Maeshima, J.M. Marraffino, V.I. Martinez Outschoorn, S. Maruyama, D. Mason, P. McBride, P. Merkel, K. Mishra, S. Mrenna, S. Nahn, C. Newman-Holmes, V. O'Dell, O. Prokofyev, E. Sexton-Kennedy, A. Soha, W.J. Spalding, L. Spiegel,

L. Taylor, S. Tkaczyk, N.V. Tran, L. Uplegger, E.W. Vaandering, C. Vernieri, M. Verzocchi, R. Vidal, A. Whitbeck, F. Yang, H. Yin

University of Florida, Gainesville, USA

D. Acosta, P. Avery, P. Bortignon, D. Bourilkov, A. Carnes, M. Carver, D. Curry, S. Das, G.P. Di Giovanni, R.D. Field, M. Fisher, I.K. Furic, J. Hugon, J. Konigsberg, A. Korytov, T. Kypreos, J.F. Low, P. Ma, K. Matchev, H. Mei, P. Milenovic⁶¹, G. Mitselmakher, L. Muniz, D. Rank, L. Shchutska, M. Snowball, D. Sperka, S.J. Wang, J. Yelton

Florida International University, Miami, USA

S. Hewamanage, S. Linn, P. Markowitz, G. Martinez, J.L. Rodriguez

Florida State University, Tallahassee, USA

A. Ackert, J.R. Adams, T. Adams, A. Askew, J. Bochenek, B. Diamond, J. Haas, S. Hagopian, V. Hagopian, K.F. Johnson, A. Khatiwada, H. Prosper, V. Veeraraghavan, M. Weinberg

Florida Institute of Technology, Melbourne, USA

V. Bhopatkar, M. Hohmann, H. Kalakhety, D. Mareskas-palcek, T. Roy, F. Yumiceva

University of Illinois at Chicago (UIC), Chicago, USA

M.R. Adams, L. Apanasevich, D. Berry, R.R. Betts, I. Bucinskaite, R. Cavanaugh, O. Evdokimov, L. Gauthier, C.E. Gerber, D.J. Hofman, P. Kurt, C. O'Brien, I.D. Sandoval Gonzalez, C. Silkworth, P. Turner, N. Varelas, Z. Wu, M. Zakaria

The University of Iowa, Iowa City, USA

B. Bilki⁶², W. Clarida, K. Dilsiz, S. Durgut, R.P. Gandrajula, M. Haytmyradov, V. Khristenko, J.-P. Merlo, H. Mermerkaya⁶³, A. Mestvirishvili, A. Moeller, J. Nachtman, H. Ogul, Y. Onel, F. Ozok⁵², A. Penzo, S. Sen⁶⁴, C. Snyder, P. Tan, E. Tiras, J. Wetzel, K. Yi

Johns Hopkins University, Baltimore, USA

I. Anderson, B.A. Barnett, B. Blumenfeld, D. Fehling, L. Feng, A.V. Gritsan, P. Maksimovic, C. Martin, K. Nash, M. Osherson, M. Swartz, M. Xiao, Y. Xin

The University of Kansas, Lawrence, USA

P. Baringer, A. Bean, G. Benelli, C. Bruner, J. Gray, R.P. Kenny III, D. Majumder, M. Malek, M. Murray, D. Noonan, S. Sanders, R. Stringer, Q. Wang, J.S. Wood

Kansas State University, Manhattan, USA

I. Chakaberia, A. Ivanov, K. Kaadze, S. Khalil, M. Makouski, Y. Maravin, L.K. Saini, N. Skhirtladze, I. Svintradze

Lawrence Livermore National Laboratory, Livermore, USA

D. Lange, F. Rebassoo, D. Wright

University of Maryland, College Park, USA

C. Anelli, A. Baden, O. Baron, A. Belloni, B. Calvert, S.C. Eno, C. Ferraioli, J.A. Gomez, N.J. Hadley, S. Jabeen, R.G. Kellogg, T. Kolberg, J. Kunkle, Y. Lu, A.C. Mignerey, K. Pedro, Y.H. Shin, A. Skuja, M.B. Tonjes, S.C. Tonwar

Massachusetts Institute of Technology, Cambridge, USA

A. Apyan, R. Barbieri, A. Baty, K. Bierwagen, S. Brandt, W. Busza, I.A. Cali, L. Di Matteo, G. Gomez Ceballos, M. Goncharov, D. Gulhan, M. Klute, D. Kovalskyi, Y.S. Lai, Y.-J. Lee, A. Levin, P.D. Luckey, C. McGinn, X. Niu, C. Paus, D. Ralph, C. Roland, G. Roland, G.S.F. Stephens, K. Sumorok, M. Varma, D. Velicanu, J. Veverka, J. Wang, T.W. Wang, B. Wyslouch, M. Yang, V. Zhukova

University of Minnesota, Minneapolis, USA

B. Dahmes, A. Finkel, A. Gude, P. Hansen, S. Kalafut, S.C. Kao, K. Klapoetke, Y. Kubota, J. Mans, S. Nourbakhsh, N. Ruckstuhl, R. Rusack, N. Tambe, J. Turkewitz

University of Mississippi, Oxford, USA

J.G. Acosta, S. Oliveros

University of Nebraska-Lincoln, Lincoln, USA

E. Avdeeva, K. Bloom, S. Bose, D.R. Claes, A. Dominguez, C. Fangmeier, R. Gonzalez Suarez, R. Kamalieddin, J. Keller, D. Knowlton, I. Kravchenko, J. Lazo-Flores, F. Meier, J. Monroy, F. Ratnikov, J.E. Siado, G.R. Snow

State University of New York at Buffalo, Buffalo, USA

M. Alyari, J. Dolen, J. George, A. Godshalk, I. Iashvili, J. Kaisen, A. Kharchilava, A. Kumar, S. Rappoccio

Northeastern University, Boston, USA

G. Alverson, E. Barberis, D. Baumgartel, M. Chasco, A. Hortiangtham, A. Massironi, D.M. Morse, D. Nash, T. Orimoto, R. Teixeira De Lima, D. Trocino, R.-J. Wang, D. Wood, J. Zhang

Northwestern University, Evanston, USA

K.A. Hahn, A. Kubik, N. Mucia, N. Odell, B. Pollack, A. Pozdnyakov, M. Schmitt, S. Stoynev, K. Sung, M. Trovato, M. Velasco, S. Won

University of Notre Dame, Notre Dame, USA

A. Brinkerhoff, N. Dev, M. Hildreth, C. Jessop, D.J. Karmgard, N. Kellams, K. Lannon, S. Lynch, N. Marinelli, F. Meng, C. Mueller, Y. Musienko³², T. Pearson, M. Planer, R. Ruchti, G. Smith, N. Valls, M. Wayne, M. Wolf, A. Woodard

The Ohio State University, Columbus, USA

L. Antonelli, J. Brinson, B. Bylsma, L.S. Durkin, S. Flowers, A. Hart, C. Hill, R. Hughes, K. Kotov, T.Y. Ling, B. Liu, W. Luo, D. Puigh, M. Rodenburg, B.L. Winer, H.W. Wulsin

Princeton University, Princeton, USA

O. Driga, P. Elmer, J. Hardenbrook, P. Hebda, S.A. Koay, P. Lujan, D. Marlow, T. Medvedeva, M. Mooney, J. Olsen, C. Palmer, P. Piroué, X. Quan, H. Saka, D. Stickland, C. Tully, J.S. Werner, A. Zuranski

Purdue University, West Lafayette, USA

V.E. Barnes, D. Benedetti, D. Bortoletto, L. Gutay, M.K. Jha, M. Jones, K. Jung, M. Kress, N. Leonardo, D.H. Miller, N. Neumeister, F. Primavera, B.C. Radburn-Smith, X. Shi, I. Shipsey, D. Silvers, J. Sun, A. Svyatkovskiy, F. Wang, W. Xie, L. Xu, J. Zablocki

Purdue University Calumet, Hammond, USA

N. Parashar, J. Stupak

Rice University, Houston, USA

A. Adair, B. Akgun, Z. Chen, K.M. Ecklund, F.J.M. Geurts, M. Guilbaud, W. Li, B. Michlin, M. Northup, B.P. Padley, R. Redjimi, J. Roberts, J. Rorie, Z. Tu, J. Zabel

University of Rochester, Rochester, USA

B. Betchart, A. Bodek, P. de Barbaro, R. Demina, Y. Eshaq, T. Ferbel, M. Galanti, A. Garcia-Bellido, P. Goldenzweig, J. Han, A. Harel, O. Hindrichs, A. Khukhunaishvili, G. Petrillo, M. Verzetti, D. Vishnevskiy

The Rockefeller University, New York, USA

L. Demortier

Rutgers, The State University of New Jersey, Piscataway, USA

S. Arora, A. Barker, J.P. Chou, C. Contreras-Campana, E. Contreras-Campana, D. Duggan, D. Ferencek, Y. Gershtein, R. Gray, E. Halkiadakis, D. Hidas, E. Hughes, S. Kaplan, R. Kunnawalkam Elayavalli, A. Lath, S. Panwalkar, M. Park, S. Salur, S. Schnetzer, D. Sheffield, S. Somalwar, R. Stone, S. Thomas, P. Thomassen, M. Walker

University of Tennessee, Knoxville, USA

M. Foerster, G. Riley, K. Rose, S. Spanier, A. York

Texas A&M University, College Station, USA

O. Bouhali⁶⁵, A. Castaneda Hernandez, M. Dalchenko, M. De Mattia, A. Delgado, S. Dildick, R. Eusebi, W. Flanagan, J. Gilmore, T. Kamon⁶⁶, V. Krutelyov, R. Montalvo, R. Mueller, I. Osipenkov, Y. Pakhotin, R. Patel, A. Perloff, J. Roe, A. Rose, A. Safonov, I. Suarez, A. Tatarinov, K.A. Ulmer²

Texas Tech University, Lubbock, USA

N. Akchurin, C. Cowden, J. Damgov, C. Dragoiu, P.R. Duderov, J. Faulkner, S. Kunori, K. Lamichhane, S.W. Lee, T. Libeiro, S. Undleeb, I. Volobouev

Vanderbilt University, Nashville, USA

E. Appelt, A.G. Delannoy, S. Greene, A. Gurrola, R. Janjam, W. Johns, C. Maguire, Y. Mao, A. Melo, P. Sheldon, B. Snook, S. Tuo, J. Velkovska, Q. Xu

University of Virginia, Charlottesville, USA

M.W. Arenton, S. Boutle, B. Cox, B. Francis, J. Goodell, R. Hirosky, A. Ledovskoy, H. Li, C. Lin, C. Neu, E. Wolfe, J. Wood, F. Xia

Wayne State University, Detroit, USA

C. Clarke, R. Harr, P.E. Karchin, C. Kottachchi Kankanamge Don, P. Lamichhane, J. Sturdy

University of Wisconsin, Madison, USA

D.A. Belknap, D. Carlsmith, M. Cepeda, A. Christian, S. Dasu, L. Dodd, S. Duric, E. Friis, B. Gomber, M. Grothe, R. Hall-Wilton, M. Herndon, A. Hervé, P. Klabbers, A. Lanaro, A. Levine, K. Long, R. Loveless, A. Mohapatra, I. Ojalvo, T. Perry, G.A. Pierro, G. Polese, I. Ross, T. Ruggles, T. Sarangi, A. Savin, N. Smith, W.H. Smith, D. Taylor, N. Woods

†: Deceased

1: Also at Vienna University of Technology, Vienna, Austria

2: Also at CERN, European Organization for Nuclear Research, Geneva, Switzerland

3: Also at State Key Laboratory of Nuclear Physics and Technology, Peking University, Beijing, China

4: Also at Institut Pluridisciplinaire Hubert Curien, Université de Strasbourg, Université de Haute Alsace Mulhouse, CNRS/IN2P3, Strasbourg, France

5: Also at National Institute of Chemical Physics and Biophysics, Tallinn, Estonia

6: Also at Skobeltsyn Institute of Nuclear Physics, Lomonosov Moscow State University, Moscow, Russia

7: Also at Universidade Estadual de Campinas, Campinas, Brazil

8: Also at Centre National de la Recherche Scientifique (CNRS) - IN2P3, Paris, France

9: Also at Laboratoire Leprince-Ringuet, Ecole Polytechnique, IN2P3-CNRS, Palaiseau, France

10: Also at Joint Institute for Nuclear Research, Dubna, Russia

11: Also at Ain Shams University, Cairo, Egypt

- 12: Now at British University in Egypt, Cairo, Egypt
- 13: Now at Helwan University, Cairo, Egypt
- 14: Also at Cairo University, Cairo, Egypt
- 15: Now at Fayoum University, El-Fayoum, Egypt
- 16: Also at Université de Haute Alsace, Mulhouse, France
- 17: Also at Brandenburg University of Technology, Cottbus, Germany
- 18: Also at Institute of Nuclear Research ATOMKI, Debrecen, Hungary
- 19: Also at Eötvös Loránd University, Budapest, Hungary
- 20: Also at University of Debrecen, Debrecen, Hungary
- 21: Also at Wigner Research Centre for Physics, Budapest, Hungary
- 22: Also at University of Visva-Bharati, Santiniketan, India
- 23: Now at King Abdulaziz University, Jeddah, Saudi Arabia
- 24: Also at University of Ruhuna, Matara, Sri Lanka
- 25: Also at Isfahan University of Technology, Isfahan, Iran
- 26: Also at University of Tehran, Department of Engineering Science, Tehran, Iran
- 27: Also at Plasma Physics Research Center, Science and Research Branch, Islamic Azad University, Tehran, Iran
- 28: Also at Università degli Studi di Siena, Siena, Italy
- 29: Also at Purdue University, West Lafayette, USA
- 30: Also at International Islamic University of Malaysia, Kuala Lumpur, Malaysia
- 31: Also at CONSEJO NACIONAL DE CIENCIA Y TECNOLOGIA, MEXICO, Mexico
- 32: Also at Institute for Nuclear Research, Moscow, Russia
- 33: Also at Institute of High Energy Physics and Informatization, Tbilisi State University, Tbilisi, Georgia
- 34: Also at St. Petersburg State Polytechnical University, St. Petersburg, Russia
- 35: Also at National Research Nuclear University 'Moscow Engineering Physics Institute' (MEPhI), Moscow, Russia
- 36: Also at California Institute of Technology, Pasadena, USA
- 37: Also at Faculty of Physics, University of Belgrade, Belgrade, Serbia
- 38: Also at Facoltà Ingegneria, Università di Roma, Roma, Italy
- 39: Also at Scuola Normale e Sezione dell'INFN, Pisa, Italy
- 40: Also at University of Athens, Athens, Greece
- 41: Also at Warsaw University of Technology, Institute of Electronic Systems, Warsaw, Poland
- 42: Also at Institute for Theoretical and Experimental Physics, Moscow, Russia
- 43: Also at Albert Einstein Center for Fundamental Physics, Bern, Switzerland
- 44: Also at Adiyaman University, Adiyaman, Turkey
- 45: Also at Mersin University, Mersin, Turkey
- 46: Also at Cag University, Mersin, Turkey
- 47: Also at Piri Reis University, Istanbul, Turkey
- 48: Also at Gaziosmanpasa University, Tokat, Turkey
- 49: Also at Anadolu University, Eskisehir, Turkey
- 50: Also at Ozyegin University, Istanbul, Turkey
- 51: Also at Izmir Institute of Technology, Izmir, Turkey
- 52: Also at Mimar Sinan University, Istanbul, Istanbul, Turkey
- 53: Also at Marmara University, Istanbul, Turkey
- 54: Also at Kafkas University, Kars, Turkey
- 55: Also at Yildiz Technical University, Istanbul, Turkey
- 56: Also at Kahramanmaras Sütcü Imam University, Kahramanmaras, Turkey
- 57: Also at Rutherford Appleton Laboratory, Didcot, United Kingdom

58: Also at School of Physics and Astronomy, University of Southampton, Southampton, United Kingdom

59: Also at Instituto de Astrofísica de Canarias, La Laguna, Spain

60: Also at Utah Valley University, Orem, USA

61: Also at University of Belgrade, Faculty of Physics and Vinca Institute of Nuclear Sciences, Belgrade, Serbia

62: Also at Argonne National Laboratory, Argonne, USA

63: Also at Erzincan University, Erzincan, Turkey

64: Also at Hacettepe University, Ankara, Turkey

65: Also at Texas A&M University at Qatar, Doha, Qatar

66: Also at Kyungpook National University, Daegu, Korea