







Socio-economic inequalities in smoking and drinking in adolescence: Assessment of social network dynamics

Márta K. Radó^{1,2,3}  | Dorottya Kisfalusi⁴  | Anthony A. Laverly⁵  |
Frank J. van Lenthe^{6,7}  | Jasper V. Been^{3,6}  | Károly Takács^{2,4} 

¹Department of Medical Epidemiology and Biostatistics, Karolinska Institutet, Solna, Sweden

²Institute for Analytical Sociology, Department of Management and Engineering, Linköping University, Norrköping, Sweden

³Division of Neonatology, Department of Paediatrics, Erasmus MC, Sophia Children's Hospital, University Medical Centre Rotterdam, Rotterdam, the Netherlands

⁴HUN-REN Centre for Social Sciences, Computational Social Science—Research Center for Educational and Network Studies (CSS - RECENS), Budapest, Hungary

⁵Public Health Policy Evaluation Unit, School of Public Health, Imperial College London, London, UK

⁶Department of Public Health, Erasmus MC, University Medical Centre Rotterdam, Rotterdam, the Netherlands

⁷Department of Human Geography and Spatial Planning, Utrecht University, Utrecht, the Netherlands

Correspondence

Márta K. Radó, Department of Medical Epidemiology and Biostatistics, Karolinska Institutet, Solnavägen 1, 171 77 Solna, Sweden.

Email: marta.rado@ki.se

Funding information

Swedish Research Council for Health, Working Life and Welfare, Grant/Award Number: 2021-00062; National Research, Development and Innovation Office of Hungary, Grant/Award Number: FK 137765; Hungarian Scientific Research Fund, Grant/Award Number: K 81336

Abstract

Aims: We investigated whether (1) adolescents selected friends with a similar socio-economic status (SES), (2) smoking and alcohol consumption spread in networks and (3) the exclusion of non-smokers or non-drinkers differed between SES groups.

Design: This was a longitudinal study using stochastic actor-oriented models to analyze complete social network data over three waves.

Setting: Eight Hungarian secondary schools with socio-economically diverse classes took part.

Participants: This study comprised 232 adolescents aged between 14 and 15 years in the first wave.

Measurements: Self-reported smoking behavior, alcohol consumption behavior and friendship ties were measured. SES was measured based upon entitlement to an income-tested regular child protection benefit.

Findings: Non-low-SES adolescents were most likely to form friendships with peers from their own SES group [odds ratio (OR) = 1.07, 95% confidence interval (CI) = 1.02–1.11]. Adolescents adjusted their smoking behavior (OR = 24.05, 95% CI = 1.27–454.86) but not their alcohol consumption (OR = 1.65, 95% CI = 0.62–4.39) to follow the behavior of their friends. Smokers did not differ from non-smokers in the likelihood of receiving a friendship nomination (OR = 0.98, 95% CI = 0.87–1.10), regardless of their SES. Alcohol consumers received significantly more friendship nominations than non-consumers (OR = 1.16, 95% CI = 1.01–1.33), but this association was not significantly different according to SES.

Conclusions: Hungarian adolescents appear to prefer friendships within their own socio-economic status group, and smoking and alcohol consumption spread within those friendship networks. Socio-economic groups do not differ in the extent to which they encourage smoking or alcohol consumption.

KEYWORDS

Adolescents, alcohol, health inequalities, peers, smoking, social influence, social network, social selection, stochastic actor-oriented models

This is an open access article under the terms of the [Creative Commons Attribution-NonCommercial](https://creativecommons.org/licenses/by-nc/4.0/) License, which permits use, distribution and reproduction in any medium, provided the original work is properly cited and is not used for commercial purposes.

© 2023 The Authors. *Addiction* published by John Wiley & Sons Ltd on behalf of Society for the Study of Addiction.

INTRODUCTION

Tobacco smoking and alcohol consumption are the leading preventable causes of premature mortality and morbidity, killing 11 million people annually and causing an additional 250 million disability-adjusted life-years world-wide [1–3]. They are also substantial contributors to health inequalities: smoking contributes up to 32% to the socio-economic gradient in all-cause mortality, and alcohol contributes up to 17% [4, 5]. Although population-level interventions are effective in reducing smoking and alcohol consumption prevalence [6–11], inequalities in these behaviors across socio-economic status (SES) persist or have widened in most high-income countries [12–15]. As such, preventing the development of socio-economic inequalities in smoking and alcohol consumption in adolescence is crucially important, given that these behaviors develop during this period of life [16, 17]. We refer to the inequalities in the adoption of health-related behaviors (such as smoking and alcohol consumption) based on individuals' SES as socio-economic inequalities in health behaviors throughout this study.

Social network theories can explain the existence of any group-level inequalities in two ways and, as such, they can also be applied to understand inequalities in health behaviors. One way that social networks can contribute to inequalities in health behaviors is when peers tend to choose friends from similar SES backgrounds, known as homophilous peer selection, and harmful behaviors spread among friends. As a result, inequalities in health behaviors worsen as low-SES adolescents are more likely to be exposed to higher levels of harmful behavior from their friends, leading to their adoption of smoking or alcohol consumption [18, 19]. Despite the spread of health behavior in the network and homophilous peer selection based on SES often being studied independently, only a few longitudinal studies for smoking [20, 21] and alcohol consumption [22–24] investigated these mechanisms simultaneously [25]. Most studies supported that friendship selection is homophilous based on SES [26–28]. Additionally, most previous studies found that smoking and alcohol consumption spread in networks as adolescents tended to be influenced by their peers to adopt their smoking and alcohol consumption and to select friends who smoke or consume alcohol [29]. Some studies, however, found that smoking and drinking are associated with isolation or having fewer friends [17, 18] or reported no evidence of peer influence [19, 20].

Based on social network theories, another less frequently discussed possible way in which inequalities in health behaviors could emerge is that an oppositional culture may exist whereby low-SES peers encourage each other more than non-low-SES groups to smoke or drink alcohol. Research on oppositional culture focused upon academic achievement differences throughout ethnic groups [30–34]. These studies found that African Americans consider high academic achievement as a characteristic of White Americans and thus exclude their members who study well to protect their identity, contributing to academic inequalities. Similar analytical strategies have also been applied to understand inequalities [32–35] in other behaviors than school performance [31, 36]. One study investigated whether

adolescents from different SES groups rate the popularity of smoking and alcohol-consuming peers differently [37]. This study, however, did not use complete social network data, which is necessary for controlling network processes, such as homophilous friendship selection (the other possible reason for rising inequalities) [38].

A comprehensive analysis of the social network determinants of persistent inequalities in health behaviors would allow the development of an effective network-based intervention which recognizes that tackling inequalities due to homophilous friendship selection or to oppositional culture requires different strategies [39, 40]. With unique data on complete social networks in socio-economically diverse classes we were able to test the presence of these mechanisms in a single study simultaneously, allowing us to assess the importance of key social network mechanisms: social influence on health behaviors, selection of friends based on health behaviors, socio-economically homophilous friendship selection and oppositional culture in contributing to inequalities in health behaviors. Data were collected in Hungary, where large health inequalities in smoking and alcohol consumption can be found despite relatively low-income inequalities [41, 42].

METHODS

Sample

We used data from the 'Wired into Each Other' longitudinal social network survey [43]. Data collection was carried out in four waves during the period of 2010–13 (wave 1 in November 2010, wave 2 in April 2011, wave 3 in April 2012 and wave 4 in April 2013) in 44 high school classes from central Hungarian towns and the capital city (Supporting information, Appendix S1). Participants were aged between 14 and 15 years in wave 1. Sampling was designed to ensure high variance in the socio-economic compositions of the selected schools. Thus, schools with a high share of disadvantaged adolescents compared to the Hungarian average have been over-represented (sample prevalence of low SES adolescents = 32.20%, general population prevalence of low-SES adolescents = 10.40%). Survey data collection was conducted using a self-administered paper-and-pencil questionnaire (approximately 30–40 min long) during regular school lessons. Trained research assistants supervised the data collection on-site. Participation was voluntary, parental consent was required to be included in the analysis and participants were assured that their answers would remain anonymous and only be used for academic research. Almost everybody (99.30% of the eligible adolescents) provided parental consent. This study was approved by the Corvinus University of Budapest (Institute of Sociology and Social Policy) and Oxford University (Social Sciences and Humanities) institutional review boards (approval number: SSD/CUREC1A/12-130).

Of the 44 classes and four waves of observations, the current analysis focuses upon eight classes among three data collection waves (see differences in composition in Supporting information, Figure S1). The fourth wave was excluded because of high attrition (63.32%),

which was due to students switching between training programs, moving to another class or school or completely leaving the education system (attrition was 16.60% between the first and second and 48.29% between the first and third waves). As suggested in the social network literature, we included only classes with at least an 80% response rate to the network questions (thus, 26 classes were excluded) [44]. To be able to model socio-economic inequalities in health behaviors, we included only classes with at least three low-SES adolescents (thus, five classes were excluded). Finally, one class was excluded due to no change in self-reported smoking over time.

Measures

Smoking

Smoking was assessed with the question: ‘Some students have already tried cigarettes. Do you smoke?’, asked to all respondents in each wave. Response options were ‘No, never’, ‘No, but I’ve already tried it’, ‘Yes, but only together with others’ and ‘Yes, regularly’. Adolescents were defined as smokers when they answered ‘Yes, but only together with others’ or ‘Yes, regularly’ and non-smokers otherwise.

Alcohol consumption

For alcohol consumption, we asked ‘Some students have already tried alcohol. Do you consume alcohol?’ question (response options: ‘No, never’, ‘No, but I’ve already tried it’, ‘Yes, but only together with others’ and ‘Yes, at least once a week’) at every wave of data collection. We considered someone an alcohol consumer when they answered either ‘Yes, but only together with others’ or ‘Yes, at least once a week’.

Friendship network

In each wave, every participant was asked to assess their relationship with all their classmates as ‘I hate him/her’ (−2), ‘I dislike him/her’ (−1), ‘He/she is neutral to me’ (0), ‘I like him/her’ (+1) or ‘He/she is a good friend’ (+2). A binary friendship variable was created based on whether a friendship tie, +2 value of the scale, was present or absent between any two adolescents.

Gender and SES

Gender and SES were assessed as binary variables. We identified adolescents from low-SES backgrounds based on whether their family received an income-tested targeted regular child protection benefit (information taken from official classroom books). SES was treated as a binary and time-invariant variable in our analysis, where individuals who received a benefit in at least one wave were classified as low SES.

Analytical strategy

We analyzed the coevolution of friendship networks and health behaviors using stochastic actor-oriented models (SAOMs) implemented in the RSiena package in R (Supporting information, Appendix S2) [45]. This method reconstructs the temporal processes that are most likely to create the observed social network processes. SAOMs allow the simultaneous modeling of friendship changes and changes in health behavior, taking into account the mutual feedback processes between these two dynamics. Thus, we can disentangle social selection and social influence effects [38].

SAOMs require complete social network data; that is, each member of a class needs to evaluate their relationship with all other members. Being absent due to changing classes or dropping out between waves was treated as structurally missing in our analysis [46]. Missing data for individual characteristics were treated as non-informative in the estimation process [47].

We simultaneously modeled the changes in friendship networks (including structural effects, health behavior effects, covariate effects and the interaction of health behavior and SES) and health behavior dynamics (including social influence effect), as defined in Table 1 (Supporting information, Figure S2 and S3). To understand inequalities in health behaviors, our primary interests were to simultaneously assess (1) whether friendship nominations were socio-economically homophilous (i.e. SES ego \times SES alter variable), (2) whether smokers/alcohol consumers were more/less likely to receive a friendship nomination than non-smokers/non-alcohol consumers (i.e. health behavior alter variable), (3) whether low-SES smokers/alcohol consumers were more/less likely to receive a friendship nomination than other smokers/alcohol consumers (i.e. SES alter \times health behavior alter variable), (4) whether low-SES smokers/alcohol consumers were more/less likely to receive a friendship nomination from low SES peers than from other peers (i.e. SES ego \times SES alter \times health behavior alter variable) (‘oppositional culture’) and (5) whether adolescents were influenced by their friends’ smoking/alcohol consumption behavior (i.e. health behavior average similarity variable).

Parameter estimations were translated into odds ratios (ORs) for ease of interpretation. In the network dynamic sections of our model, we estimated the odds of the creation/maintenance of a friendship tie (versus no tie) conditional on various structural characteristics of the network (Table 1). In the health behavior dynamics section, we estimated the odds of becoming a smoker/alcohol consumer versus not becoming one, given the structural characteristics of the network. We calculated selection tables for same-SES and cross-SES friendship formation (Supporting information, Appendix S3).

To explore the robustness of our findings, we (1) included more classes (12 classes) than in the main analysis, even with suboptimal goodness-of-fit (Supporting information, Appendix S2), (2) we defined smokers and alcohol consumers more broadly, including those also who answered ‘No, but I’ve already tried it’ for questions on their substance use, (3) considered less strong network ties than in the

TABLE 1 Description and graphical representation of the included model parameters.

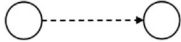
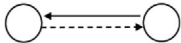
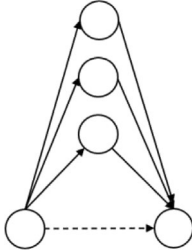
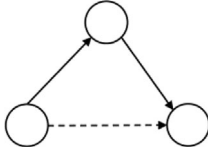
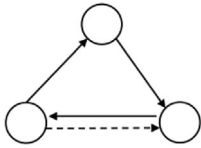
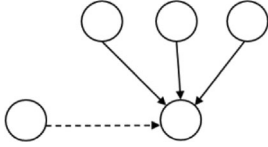
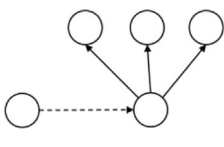
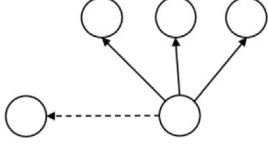
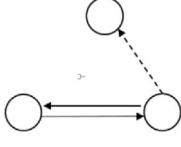
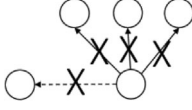
Model parameter	Description	Graphical representation
Friendship network dynamics		
Structural effects		
Out-degree (density)	Overall tendency to nominate friends	
Reciprocity	The tendency to reciprocate friendship nomination	
Transitive triplets	The tendency for friends of a friend to become friends (the more common friends they have the more likely they will become friends)	
Transitive ties	The tendency for friends of a friend to become friends (given that one common friend exists, extra common friends will not further contribute to the tendency to become friends)	
Transitive reciprocal triplets	The tendency to have reciprocated friendship ties to friends of friends	
In-degree—popularity (square root)	The tendency to nominate as a friend those peers who are popular (i.e. have higher in-degree)	
Out-degree—popularity (square root)	The tendency of those with higher out-degree to be popular (i.e. have higher in-degree)	
Out-degree—activity (square root)	The tendency of those with higher out-degree to nominate more peers as a friend	
Reciprocal degree—activity	The tendency for those with many reciprocal friendships to nominate more peers as a friend	
Out-isolate	The tendency of those who do not send any friendship nominations to anyone to keep not sending any nominations	

TABLE 1 (Continued)

Model parameter	Description	Graphical representation
Smoking and covariate effects		
Health behavior ^a alter	Smokers/alcohol consumers are more or less likely than non-smokers/non-alcohol consumers to be nominated as friends by other peers	
Health behavior ^a ego	Smokers/alcohol consumers are more or less likely than non-smokers/non-alcohol consumers to nominate friends	
Health behavior ^a ego × health behavior ^a alter	Adolescents with the same health behavior are more or less likely to nominate each other as friends	
Girl alter	Girls are more or less likely than boys to be nominated as friends by other peers	
Girl ego	Girls are more or less likely than boys to nominate friends	
Girl ego × girl alter	Adolescents of the same gender are more or less likely to nominate each other as friends	
Low-SES alter	Low-SES adolescents are more or less likely than non-low-SES adolescents to be nominated as friends by other peers	
Low-SES ego	Low-SES adolescents are more or less likely than non-low-SES adolescents to nominate friends	
Low-SES ego × low-SES alter	Adolescents with the same SES were more or less likely to nominate each other as friends	
Low-SES ego × health behavior ^a alter	Low-SES adolescents are more or less likely than non-low-SES adolescents to nominate smokers/alcohol consumers as friends	
Low-SES alter × health behavior ^a alter	Smokers/alcohol consumers who are also low SES are more or less likely to be nominated as friends by other peers	
Low-SES ego × low-SES alter × health behavior ^a alter	Low-SES adolescents are more or less likely to nominate low-SES adolescents if they smoke/consume alcohol as a friend	
Smoking dynamics		
Smoking linear shape		
Health behavior ^a average similarity	The tendency that adolescents adjust their smoking/alcohol consumption behavior to that of their friends to become more or less similar	

Note: The nodes are adolescents, the black nodes represent smokers/alcohol consumers, the dashed nodes represent soon-to-be smokers/alcohol consumers, the squares are low-SES adolescents and the triangles are females. The arrows represent friendship nominations, the solid arrows represent existing nominations and the dashed arrows represent nominations that will occur in the future.

Abbreviations: CI = confidence interval; OR = odds ratio; SES = socio-economic status; Sig. = significance level.

^aHealth behavior indicates smoking in the smoking model and alcohol consumption in the alcohol model.

main analysis; that is, not only the +2 value of the initial relationship networks but also the +1 value, (4) a model in which we explored whether boy smokers/alcohol consumers were more/less likely to receive a friendship nomination than girl smokers/alcohol consumers (gender alter × health behavior alter and gender ego × gender alter × health behavior alter variable) and (5) a random effect model for the classes in the main analysis and all classes from our sample. The analysis was not pre-registered, and the results should be considered as exploratory.

RESULTS

Descriptive statistics

Adolescents' characteristics

Our analysis is based on data regarding 232 adolescents and 4607 friendship nominations among the three data collection waves in eight classes. Table 2 shows the characteristics of our subsample used in our

TABLE 2 Descriptive statistics of the sample and the main variables.

	Total		Low SES		Non-low SES		P-value
	Mean	SD	Mean	SD	Mean	SD	
Number of observations	232		72		160		
Outcomes							
Smokers in wave 1 (%)	16.82	37.49	27.69	45.10	12.08	32.70	< 0.01
Smokers in wave 2 (%)	23.29	42.36	32.84	47.31	19.08	39.42	0.03
Smokers in wave 3 (%)	29.65	45.77	42.86	49.84	23.72	42.67	< 0.01
Alcohol consumers in wave 1 (%)	38.03	48.66	49.23	50.38	33.11	47.22	0.03
Alcohol consumers in wave 2 (%)	57.60	49.53	56.72	49.92	58.00	49.52	0.86
Alcohol consumers in wave 3 (%)	60.89	48.91	71.01	45.70	56.41	49.75	0.04
Covariates							
Low SES (%)	31.03	46.36	-	-	-	-	-
Girl (%)	65.09	47.77	69.44	46.4	63.12	48.40	0.35
Social network position							
In-degree in wave 1	6.98	4.23	6.01	3.31	7.41	4.52	0.02
In-degree in wave 2	6.47	3.97	5.24	3.20	7.02	4.17	< 0.01
In-degree in wave 3	6.23	3.99	4.69	2.78	6.91	4.25	< 0.01
In-degree from low-SES peers in wave 1	2.05	1.96	2.65	2.05	1.78	1.86	< 0.01
In-degree from low-SES peers in wave 2	1.65	1.52	2.26	1.53	1.37	1.44	< 0.01
In-degree from low-SES peers in wave 3	1.60	1.41	1.92	1.43	1.46	1.39	0.02

Note: In-degree is the number of received friendship nominations for each individual.

Abbreviations: SD = standard deviation; SES = socio-economic status.

analysis. In total, 65.09% of the adolescents were girls and 31.03% of them were low SES. On average, 16.82% of the adolescents smoked in wave 1, which increased to 29.65% in wave 3. The prevalence of alcohol consumption rose from 38.03% in wave 1 to 60.89% in wave 3. Smoking prevalence in each wave and alcohol consumption prevalence in waves 1 and 3 were significantly higher among low-SES adolescents than among non-low-SES adolescents.

Network characteristics

On average, adolescents received 6.98, 6.47 and 6.23 friendship nominations (i.e. in-degree) in waves 1, 2 and 3, respectively (Table 2). In all waves, low-SES adolescents received fewer friendship nominations (6.01, 5.24 and 4.69 received friendship nominations in waves 1, 2 and 3, respectively) than non-low-SES adolescents (7.41, 7.02 and 6.91, respectively). Further, both low- and non-low-SES adolescents received fewer friendship nominations from low-SES peers than from non-low-SES peers (Table 2).

SAOM results for friendship network and smoking initiation dynamics

In the coevolution model of smoking dynamics and friendship formation (Table 3), low-SES adolescents nominated significantly fewer

friends than other adolescents [OR = 0.90; 95% confidence interval (CI) = 0.84–0.98]. Based on the selection table for friendship formation (Table 4), the odds for having non-low SES–non-low-SES friendships over not having these friendships (OR = 1.07; 95% CI = 1.02–1.11) was larger than the odds for low-SES–low-SES friendships (OR = 0.93; 95% CI = 0.84–1.04) or cross-SES friendships [OR of low SES mentioning non-low SES = 0.93 (95% CI = 0.86–1.01); OR of non-low SES mentioning low SES = 0.96 (95% CI = 0.89–1.04)].

Smokers did not differ from non-smokers in the likelihood of receiving a friendship nomination (OR = 0.98; 95% CI = 0.87–1.10; Table 3), irrespective of SES. The likelihood of smokers receiving a friendship nomination from their own SES group was not significantly different for low-SES as compared to non-low-SES smokers (OR = 0.85; 95% CI = 0.47–1.52). Smokers also did not differ from non-smokers in the likelihood of nominating other smokers (OR = 1.36; 95% CI = 1.00–1.87). Adolescents adjusted their smoking behavior to that of their friends (OR = 24.05; 95% CI = 1.27–454.86), controlling for friendship formation dynamics.

SAOM results for friendship network and alcohol consumption dynamics

In the model on the coevolution of alcohol consumption dynamics and friendship formation, low-SES adolescents nominated fewer friends than did other adolescents (OR = 0.90; 95% CI = 0.84–

TABLE 3 Stochastic actor-oriented model for the coevolution of friendship formation and health behaviors (odds ratio, 95% confidence interval and significance level).

Effects	Smoking		Alcohol consumption	
	OR (95% CI)	Sig.	OR (95% CI)	Sig.
Friendship network dynamics				
Structural effects				
Out-degree (density)	0.24 (0.17–0.33)	***	0.25 (0.17–0.36)	***
Reciprocity	10.49 (8.45–13.01)	***	10.49 (8.29–13.27)	***
Transitive triplets	1.27 (1.22–1.32)	***	1.27 (1.22–1.32)	***
Transitive reciprocal triplets	0.95 (0.91–0.99)	*	0.95 (0.91–0.99)	*
Transitive ties	2.16 (1.81–2.58)	***	2.18 (1.83–2.60)	***
In-degree popularity (square root)	1.03 (0.93–1.14)		1.02 (0.92–1.13)	
Out-degree popularity (square root)	0.51 (0.47–0.55)	***	0.51 (0.47–0.55)	***
Out-degree activity (square root)	1.12 (1.03–1.21)	*	1.11 (1.02–1.20)	*
Reciprocal degree–activity	0.90 (0.89–0.92)	***	0.90 (0.87–0.94)	***
Out-isolate	5.31 (2.95–9.56)	***	5.05 (2.75–9.28)	***
Health behavior ^a and covariate effects				
Health behavior ^a alter	0.98 (0.87–1.10)		1.16 (1.01–1.33)	*
Health behavior ^a ego	0.98 (0.87–1.10)		1.08 (0.96–1.22)	
Health behavior ^a ego × health behavior ^a alter	1.36 (1.00–1.87)		0.79 (0.56–1.10)	
Girl alter	1.02 (0.94–1.10)		1.02 (0.94–1.10)	
Girl ego	1.03 (0.93–1.14)		1.04 (0.96–1.13)	
Girl ego × girl alter	1.49 (1.25–1.78)	***	1.51 (1.29–1.76)	***
Low-SES alter	0.93 (0.86–1.01)		0.93 (0.86–1.01)	
Low-SES ego	0.90 (0.84–0.98)	*	0.90 (0.84–0.98)	*
Low-SES ego × low-SES alter	1.12 (0.94–1.33)		1.11 (0.93–1.32)	
Low-SES ego × health behavior ^a alter	1.14 (0.85–1.53)		1.02 (0.76–1.37)	
Low-SES alter × health behavior ^a alter	0.99 (0.77–1.28)		0.81 (0.62–1.07)	
Low-SES ego × low-SES alter × health behavior ^a alter	0.85 (0.47–1.52)		0.98 (0.52–1.89)	
Health behavior ^a dynamics				
Health behavior ^a linear shape	2.86 (0.57–14.26)		2.03 (1.35–3.07)	**
Health behavior ^a average similarity	24.05 (1.27–454.86)	*	1.65 (0.62–4.39)	

Note: See the effect definitions in Table 1. Number of cases: 232 adolescents, 4607 friendship nominations, eight classes. Convergence for smoking model: all convergence t ratios < 0.08; overall maximum convergence ratio 0.25. Convergence for alcohol model: all convergence t ratios < 0.06; overall maximum convergence ratio 0.23.

Abbreviations: CI = confidence interval; OR = odds ratio; SES = socio-economic status; Sig. = significance level.

^aHealth behavior indicates smoking in the smoking model and alcohol consumption in the alcohol model.

* $P < 0.05$, ** $P < 0.01$, and *** $P < 0.001$.

TABLE 4 Homophilous friendship selection effects for same- and cross-SES friendships in the smoking and alcohol models (odds ratio and 95% confidence interval).

	Alter	Alter			
		Smoking		Alcohol	
		Low SES	Non-low SES	Low SES	Non-low SES
Ego	Low SES	0.93 (0.84–1.04)	0.93 (0.86–1.01)	0.93 (0.83–1.03)	0.93 (0.86–1.01)
	Non-low SES	0.96 (0.89–1.04)	1.07 (1.02–1.11)*	0.96 (0.89–1.04)	1.07 (1.02–1.11)*

Abbreviations: OR = odds ratio; SES = socio-economic status.

* $P < 0.05$.

0.98). The selection table for friendship formation in same- and cross-SES friendships was similar in the alcohol and smoking model (Table 4); non-low SES–non-low-SES friendships (OR = 1.07; 95% CI = 1.02–1.11) were more likely than low SES–low-SES friendships (OR = 0.93; 95% CI = 0.83–1.03) or cross-socio-economic friendships [OR of low SES mentioning non-low SES = 0.93 (95% CI = 0.86–1.01); OR of non-low SES mentioning low SES = 0.96 (95% CI = 0.89–1.04)].

Alcohol consumers received more friendship nominations than non-alcohol consumers (OR = 1.16; 95% CI = 1.01–1.33). This pattern was not significantly different by the SES of the person who received the friendship nomination (OR = 0.81; 95% CI = 0.62–1.07), that of the person who sent the friendship nomination (OR = 1.02; 95% CI = 0.76–1.37) or by having same-SES friendships (OR = 0.98; 95% CI = 0.52–1.89). Alcohol consumers did not differ from non-alcohol consumers in the likelihood of nominating alcohol consumers (OR = 0.79; 95% CI = 0.56–1.10). Adolescents' drinking behavior was not significantly influenced by their friends' alcohol consumption (OR = 1.65; 95% CI = 0.62–4.39), controlling for friendship formation dynamics.

Findings were robust in sensitivity analyses (Supporting information, Tables S5–S9). A random-effects panel regression model without controlling for network effects found that health behavior was not associated with the number of received friendship nominations (in-degree), neither in the classes from the main model nor in the whole sample (Supporting information, Table S10). Goodness of Fit statistics are displayed in Supporting Information Table S11 and Supporting Information Figure S4–S5.

DISCUSSION

Analyzing longitudinal social network data of socio-economically diverse school classes, we tested for several possible network mechanisms that can contribute to inequalities in health behaviors. We found that adolescents with non-low SES were more likely to select same-SES friends, adolescents influenced each other's smoking behavior and alcohol consumers were popular for friendship choices, supporting the existence of homophilous friendship selection and spreading of health behaviors. But we found that low-SES adolescents did not select friends based on their smoking and alcohol consumption to a different extent than high-SES adolescents did, rejecting the existence of the oppositional culture hypothesis for health behaviors. Our findings suggest that inequalities arise primarily due to homophilous friendship selection, peer influence effects on smoking and attractiveness of alcohol consumption for friendship selection, but not because of oppositional culture.

To our knowledge, our study is the most comprehensive assessment of how social network dynamics contribute to inequalities in smoking/alcohol consumption. Based on sociological theories [18, 31], socio-economic inequalities in health behaviors can arise due to (1) the coexistence of social influence/selection with homophilous friendship selection based on SES or (2) due to socio-economic inequalities in social selection/social influence. Our study is consistent

with a few existing pieces of evidence investigating the co-existence of social influence/selection with homophilous friendship selection based on SES [20–23]. Additionally, our finding about the association between popularity and health behaviors were irrespective of SES confirms results of a previous study on the topic [37]. Unlike this previous study, however, we used a complete social network, allowing us to control for network processes such as homophilous friendship selection and social influence to rule out alternative explanations [38]. Moreover, our study furthers the existing literature by examining whether oppositional culture exists in terms of health behavior (operationalized as whether low-SES adolescents exclude low-SES peers if they do not smoke/drink).

The main strength of our study is its ability to highlight the coevolution of social networks and health behaviors in different SES groups using longitudinal social network data [48]. Using a socio-economically diverse sample, we went beyond disentangling social influence and selection effects and also investigated the selection effects separately for different SES groups. Additionally, including a set of network and individual control variables helped to rule out alternative explanations for our findings. Our findings were robust in various model specifications strengthening confidence in the results.

Our study has limitations that should be borne in mind when interpreting these results. Both smoking and alcohol consumption were self-reported, and thus could be biased. Previous cohort studies with biomarker data, however, found self-reports to be reasonably reliable [49, 50]. Our longitudinal data analysis controlled for both observed and unobserved time-invariant heterogeneity, and additionally controlled for the most important time-varying variables. However, we cannot rule out the effects of other potentially relevant time-varying individual attributes (e.g. parental health behavior) [51, 52]. Similar to most school-based network data, we did not collect information about social contacts outside the classroom, limiting our ability to consider all potentially influential social ties [29]. In our model, the friendship dynamics section analyzed friendship nominations ($n = 4607$), while the health behavior dynamic section utilized individual analysis ($n = 232$). Consequently, the latter part may exhibit increased imprecision and heterogeneity in estimated influence effects. The sample size did not allow us to stratify the social influence effect according to SES or to control for individual attributes in the smoking dynamics estimation. The number of friendship nominations was nevertheless sufficiently large to investigate whether the selection effect differed among SES groups and to control for important network structural effects. Another limitation of the data is its inability to effectively distinguish adolescents who occasionally and solitarily consume alcohol/smoke, potentially leading to an underestimation of prevalence rates [53–55]. The prevalence of adolescents engaging exclusively in solitary drinking and smoking, however, is relatively low (e.g. life-time solitary drinking was 14% among adolescents in a systematic review) [56], and our study focuses primarily upon social network mechanisms, which are less impacted by solitary behavior [53, 54]. Finally, due to the exclusion of classes with fewer than three low-SES adolescents and no change in smoking/alcohol consumption status over time, which was needed to estimate the intra-SES effects and dynamic effects, the generalizability

of our findings to classrooms characterized by more homogeneity in SES or stability in smoking patterns may be limited.

Future research should focus upon the role of contextual factors such as school SES or culture or national-level tobacco control measures, which may moderate the link between individual-level SES and the spread of health behaviors [25, 57, 58]. Ethnic and gender inequalities have not been the focus of this study but should be further explored, as they probably play a crucial role in the segregation of social networks and could be the basis of oppositional culture [59, 60]. Another avenue for future research is investigating how the use of novel tobacco products (e.g. e-cigarettes) and the growing importance of on-line contacts change the role of social networks in forming the health behaviors of adolescents [61–64]. Our research may be replicated in other settings, given that the local context (Supporting information, Appendix S1) investigated in this study may not be generalizable to other contexts that have different track systems, different ratios of smokers/alcohol consumers or with different levels of segregation [19]. Future studies with larger sample sizes should distinguish a more detailed SES variable, as inequalities may exist across other strata and permanent and temporary financial difficulties might have different impacts.

CONCLUSION

Although population-level interventions have improved adolescents' health behaviors over the past decades, relative inequalities in health behaviors persist [6, 12–15]. Our findings indicate that the reason for this partially lies in socio-economically segregated social networks. Promoting more contact between socio-economic groups may bring about clinically relevant changes for low-SES adolescents. Although opportunities to intervene in friendship formation are limited, interventions could promote more opportunities for different SES to meet and interact, for example, by assigning seating arrangements, groups in introductory meetings and dormitory roommates, or providing out-of-school-context meeting opportunities (e.g. summer camps) [65–69]. Future interventions should consider socio-economic differences in social network processes to address not only the overall prevalence of smoking and alcohol consumption but also to close the gap in these respects between affluent and poor adolescents.

AUTHOR CONTRIBUTIONS

Márta K. Radó: Conceptualization (lead); data curation (lead); formal analysis (lead); funding acquisition (lead); investigation (lead); methodology (lead); project administration (lead); visualization (lead); writing—original draft (lead). **Dorottya Kisfalusi:** Conceptualization (supporting); formal analysis (supporting); investigation (supporting); methodology (supporting); supervision (supporting); writing—review and editing (supporting). **Anthony A. Laverty:** Conceptualization (supporting); investigation (supporting); writing—review and editing (supporting). **Frank J. van Lenthe:** Conceptualization (supporting); investigation (supporting); writing—review and editing (supporting). **Jasper V. Been:** Conceptualization (supporting); investigation (supporting);

writing—review and editing (supporting). **Károly Takács:** Conceptualization (supporting); data curation (supporting); formal analysis (supporting); funding acquisition (supporting); investigation (supporting); methodology (supporting); project administration (supporting); supervision (lead); visualization (supporting); writing—review and editing (supporting).

ACKNOWLEDGEMENT

The authors would like to thank Michael Boissonneault for his useful and constructive comments. This project is funded by Swedish Research Council for Health, Working Life and Welfare (FORTE) (grant number: 2021-00062). Data collection was funded by Hungarian Scientific Research Fund (grant number: K 81336). Dorottya Kisfalusi is supported by National Research, Development and Innovation Office of Hungary (grant number: FK 137765).

DECLARATION OF INTERESTS

None to declare.

DATA AVAILABILITY STATEMENT

De-identified individual participant data (including data dictionaries, protocol and consent forms) are available [43].

ORCID

Márta K. Radó  <https://orcid.org/0000-0002-1676-5951>

Dorottya Kisfalusi  <https://orcid.org/0000-0002-8609-0718>

Anthony A. Laverty  <https://orcid.org/0000-0003-1318-8439>

Frank J. van Lenthe  <https://orcid.org/0000-0001-6402-7075>

Jasper V. Been  <https://orcid.org/0000-0002-4907-6466>

Károly Takács  <https://orcid.org/0000-0001-9126-3233>

REFERENCES

- World Health Organization. Tobacco. 2019. Available at: <https://www.who.int/en/news-room/fact-sheets/detail/tobacco> (Accessed 15 November 2022).
- World Health Organization. Alcohol. 2022. Available at: <https://www.who.int/news-room/fact-sheets/detail/alcohol> (Accessed 15 November 2022).
- Peacock A, Leung J, Larney S, Colledge S, Hickman M, Rehm J, et al. Global statistics on alcohol, tobacco and illicit drug use: 2017 status report. *Addiction*. 2018;113:1905–26.
- Petrovic D, de Mestral C, Bochud M, Bartley M, Kivimäki M, Vineis P, et al. The contribution of health behaviors to socioeconomic inequalities in health: a systematic review. *Prev Med*. 2018; 113:15–31.
- Blakely T, Wilson N. The contribution of smoking to inequalities in mortality by education varies over time and by sex: two national cohort studies, 1981–84 and 1996–99. *Int J Epidemiol*. 2005;34: 1054–62.
- Hawkins SS, Bach N, Baum CF. Impact of tobacco control policies on adolescent smoking. *J Adolesc Health*. 2016;58:679–85.
- Faber T, Kumar A, Mackenbach JP, Millett C, Basu S, Sheikh A, et al. Effect of tobacco control policies on perinatal and child health: a systematic review and meta-analysis. *Lancet Public Health*. 2017;2: e420–37.
- Radó MK, Mölenberg FJ, Sheikh A, Millett C, Bramer WM, Burdorf A, et al. Impact of expanding smoke-free policies beyond enclosed public places and workplaces on children's tobacco smoke

- exposure and respiratory health: protocol for a systematic review and meta-analysis. *BMJ Open*. 2020;10:e038234.
9. Elder RW, Lawrence B, Ferguson A, Naimi TS, Brewer RD, Chattopadhyay SK, et al. Task Force on Community Preventive Services. The effectiveness of tax policy interventions for reducing excessive alcohol consumption and related harms. *Am J Prev Med*. 2010;38:217–29.
 10. Das JK, Salam RA, Arshad A, Finkelstein Y, Bhutta ZA. Interventions for adolescent substance abuse: an overview of systematic reviews. *J Adolesc Health*. 2016;59:S61–75.
 11. Chaloupka FJ, Grossman M, Saffer H. The effects of price on alcohol consumption and alcohol-related problems. *Alcohol Res Health*. 2002;26:22–34.
 12. Huisman M, Kunst A, Mackenbach J. Educational inequalities in smoking among men and women aged 16 years and older in 11 European countries. *Tob Control*. 2005;14:106–13.
 13. Mackenbach JP, Valverde JR, Bopp M, Brønnum-Hansen H, Deboosere P, Kalediene R, et al. Determinants of inequalities in life expectancy: an international comparative study of eight risk factors. *Lancet Public Health*. 2019;4:e529–37.
 14. Mackenbach JP, Kulhánová I, Bopp M, Borrell C, Deboosere P, Kovács K, et al. Inequalities in alcohol-related mortality in 17 European countries: a retrospective analysis of mortality registers. *PLOS Med*. 2015;12:e1001909.
 15. Bosdriesz JR, Willemsen MC, Stronks K, Kunst AE. Tobacco control policy and socio-economic inequalities in smoking in 27 European countries. *Drug Alcohol Depend*. 2016;165:79–86.
 16. Johnston LD, O'Malley PM, Bachman JG, Schulenberg JE. Monitoring the Future national survey results on drug use, 1975–2010, Volume I, Secondary school students Institute for Social Research, The University of Michigan, Maryland, United States; 2011.
 17. World Health Organization. Towards tobacco-free generations: stopping second-hand smoke and smoking initiation among children. 2017. Available at: <https://www.euro.who.int/en/health-topics/disease-prevention/tobacco/news/news/2017/08/towards-tobacco-free-generations-stopping-second-hand-smoke-and-smoking-initiation-among-children> (Accessed 15 November 2022).
 18. DiMaggio P, Garip F. Network effects and social inequality. *Annu Rev Sociol*. 2012;38:93–118.
 19. Lorant V, Rojas VS, Robert PO, Kinnunen JM, Kuipers MA, Moor I, et al. Social network and inequalities in smoking amongst school-aged adolescents in six European countries. *Int J Public Health*. 2017;62:53–62.
 20. de la Haye K, Shin H, Vega Yon GG, Valente TW. Smoking diffusion through networks of diverse, urban American adolescents over the high school period. *J Health Soc Behav*. 2019;60:362–76.
 21. Wang C, Hipp JR, Butts CT, Jose R, Lakon CM. Coevolution of adolescent friendship networks and smoking and drinking behaviors with consideration of parental influence. *Psychol Addict Behav*. 2016;30:312–24.
 22. Cheadle JE, Stevens M, Williams DT, Goosby BJ. The differential contributions of teen drinking homophily to new and existing friendships: an empirical assessment of assortative and proximity selection mechanisms. *Soc Sci Res*. 2013;42:1297–310.
 23. Mundt MP, Mercken L, Zakletskaia L. Peer selection and influence effects on adolescent alcohol use: a stochastic actor-based model. *BMC Pediatr*. 2012;12:1–10.
 24. Huang GC, Soto D, Fujimoto K, Valente TW. The interplay of friendship networks and social networking sites: longitudinal analysis of selection and influence effects on adolescent smoking and alcohol use. *Am J Public Health*. 2014;104:e51–9.
 25. Littlecote HJ, Moore G, McCann M, Melendez-Torres G, Mercken L, Reed H, et al. Exploring the association between school-based peer networks and smoking according to socioeconomic status and tobacco control context: a systematic review. *BMC Public Health*. 2022;22:1–22.
 26. Huisman C, Bruggeman J. The social network, socioeconomic background, and school type of adolescent smokers. *Int J Behav Dev*. 2012;36:329–37.
 27. Kiuru N, Burk WJ, Laursen B, Salmela-Aro K, Nurmi J-E. Pressure to drink but not to smoke: disentangling selection and socialization in adolescent peer networks and peer groups. *J Adolesc*. 2010;33:801–12.
 28. Feld SL. Social structural determinants of similarity among associates. *Am Sociol Rev*. 1982;47:797–801.
 29. Montgomery SC, Donnelly M, Bhatnagar P, Carlin A, Kee F, Hunter RF. Peer social network processes and adolescent health behaviors: a systematic review. *Prev Med*. 2020;130:105900.
 30. Ogbu JU. Minority education and caste: the American system in cross-cultural perspective. *Crisis*. 1979;86:17–21.
 31. Fordham S, Ogbu JU. Black students' school success: coping with the 'burden of "acting white"'. *Urban Rev*. 1986;18:176–206.
 32. Kruse H, Kroneberg C. More than a sorting machine: ethnic boundary making in a stratified school system. *Am J Sociol*. 2019;125:431–84.
 33. Habsz L, Radó M. Ez egy gyönyörű barátság kezdete. Iskolai ellenkultúra hiánya a magyarországi roma tanulók körében [The beginning of a beautiful friendship]. *Szociológiai Szemle [Hungarian Sociological Review]*, 2018:52–74.
 34. Lorenz G, Boda Z, Salikutluk Z. Oppositional culture revisited. Friendship dynamics and the creation of social capital among Turkish minority adolescents in Germany. *J Ethn Migr Stud*. 2021;47:3986–4005.
 35. Stark TH, Leszczensky L, Pink S. Are there differences in ethnic majority and minority adolescents' friendships preferences and social influence with regard to their academic achievement? *Z Erzieh*. 2017;20:475–98.
 36. Thelamour B, Johnson DJ. Exploring Black immigrants' and nonimmigrants' understanding of 'acting Black' and 'acting White'. *J Black Psychol*. 2017;43:280–304.
 37. Valente TW, Unger JB, Johnson CA. Do popular students smoke? The association between popularity and smoking among middle school students. *J Adolesc Health*. 2005;37:323–9.
 38. Snijders TA, Van den Bunt GG, Steglich CE. Introduction to stochastic actor-based models for network dynamics. *Soc Networks*. 2010;32:44–60.
 39. Valente TW. Network interventions. *Science*. 2012;337:49–53.
 40. Hunter RF, de la Haye K, Murray JM, Badham J, Valente TW, Clarke M, et al. Social network interventions for health behaviours and outcomes: a systematic review and meta-analysis. *PLOS Med*. 2019;16:e1002890.
 41. Mackenbach JP. *Health Inequalities: Persistence and Change in Modern Welfare States* New York, NY, USA: Oxford University Press, USA; 2019.
 42. Bíró A, Hajdu T, Kertesi G, Prinz D. Life expectancy inequalities in Hungary over 25 years: the role of avoidable deaths. *Popul Stud*. 2021;75:443–55.
 43. Vörös A, Boda Z, Néray B, Pál J, Kisfalusi D, Samu F, et al. Wired into each other: network dynamics of adolescents in Hungarian secondary schools: 2010–2013 Essex, UK: UK Data Service; 2022 Available at: <https://reshare.ukdataservice.ac.uk/855460/> (Accessed 03 November 2023).
 44. Huisman M. Imputation of missing network data: some simple procedures. *J Soc Struct*. 2009;10:1–29.
 45. Snijders TA. Stochastic actor-oriented models for network dynamics. *Annu Rev Stat Appl*. 2017;4:343–63.
 46. Ripley RM, Snijders TA, Boda Z, Vörös A, Preciado P. *Manual for SIENA Version 4.0* Oxford, UK: University of Oxford; 2022.

47. Huisman M, Steglich C. Treatment of non-response in longitudinal network studies. *Soc Networks*. 2008;30:297–308.
48. Steglich C, Snijders TA, Pearson M. Dynamic networks and behavior: separating selection from influence. *Sociol Methodol*. 2010;40:329–93.
49. Lintonen T, Ahlström S, Metso L. The reliability of self-reported drinking in adolescence. *Alcohol Alcohol*. 2004;39:362–8.
50. Boykan R, Messina CR, Chateau G, Eliscu A, Tolentino J, Goniewicz ML. Self-reported use of tobacco, e-cigarettes, and marijuana versus urinary biomarkers. *Pediatrics*. 2019;143:e20183531.
51. Mays D, Gilman SE, Rende R, Luta G, Tercyak KP, Niaura RS. Parental smoking exposure and adolescent smoking trajectories. *Pediatrics*. 2014;133:983–91.
52. Mares SH, van der Vorst H, Engels RC, Lichtwarck-Aschoff A. Parental alcohol use, alcohol-related problems, and alcohol-specific attitudes, alcohol-specific communication, and adolescent excessive alcohol use and alcohol-related problems: an indirect path model. *Addict Behav*. 2011;36:209–16.
53. Creswell KG, Chung T, Wright AG, Clark DB, Black JJ, Martin CS. Personality, negative affect coping, and drinking alone: a structural equation modeling approach to examine correlates of adolescent solitary drinking. *Addiction*. 2015;110:775–83.
54. Creswell KG, Chung T, Clark DB, Martin CS. Solitary alcohol use in teens is associated with drinking in response to negative affect and predicts alcohol problems in young adulthood. *Clin Psychol Sci*. 2014;2:602–10.
55. Skrzynski CJ, Creswell KG. Associations between solitary drinking and increased alcohol consumption, alcohol problems, and drinking to cope motives in adolescents and young adults: a systematic review and meta-analysis. *Addiction*. 2020;115:1989–2007.
56. Mason WA, Stevens AL, Fleming CB. A systematic review of research on adolescent solitary alcohol and marijuana use in the United States. *Addiction*. 2020;115:19–31.
57. Moore GF, Littlecott HJ, Evans R, Murphy S, Hewitt G, Fletcher A. School composition, school culture and socioeconomic inequalities in young people's health: multi-level analysis of the health behaviour in school-aged children (HBSC) survey in Wales. *Br Educ Res J*. 2017;43:310–29.
58. Moore GF, Cox R, Evans RE, Hallingberg B, Hawkins J, Littlecott HJ, et al. School, peer and family relationships and adolescent substance use, subjective wellbeing and mental health symptoms in Wales: a cross sectional study. *Child Indic Res*. 2018;11:1951–65.
59. Hajdu T, Kertesi G, Kézdi G. Health differences at birth between Roma and non-Roma children in Hungary: long-run trends and decomposition. *Popul Dev Rev*. 2019;45:631–57.
60. Mock-Muñoz de Luna CJ, Vitus K, Torslev MK, Krasnik A, Jervelund SS. Ethnic inequalities in child and adolescent health in the Scandinavian welfare states: the role of parental socioeconomic status—a systematic review. *Scand J Public Health*. 2019;47:679–89.
61. Fujimoto K, Valente TW. Multiplex congruity: friendship networks and perceived popularity as correlates of adolescent alcohol use. *Soc Sci Med*. 2015;125:173–81.
62. Filippidis FT, Lavery AA, Gerovasili V, Vardavas CI. Two-year trends and predictors of e-cigarette use in 27 European Union member states. *Tob Control*. 2017;26:98–104.
63. Amin S, Dunn AG, Laranjo L. Social influence in the uptake and use of electronic cigarettes: a systematic review. *Am J Prev Med*. 2020;58:129–41.
64. Murray JM, Sánchez-Franco SC, Sarmiento OL, Kimbrough EO, Tate C, Montgomery SC, et al. Selection homophily and peer influence for adolescents' smoking and vaping norms and outcomes in high and middle-income settings. *Humanit Soc Sci*. 2023;10:1–35.
65. Radó M, Takács K. Relational integration in schools through seating assignments. *J Artif Societies Soc Simul*. 2019;22. PMID: Available at: <https://www.jasss.org/22/4/11.html> (Accessed 03 November 2023).
66. Boda Z, Elmer T, Vörös A, Stadtfeld C. Short-term and long-term effects of a social network intervention on friendships among university students. *Sci Rep*. 2020;10:1–12.
67. Rohrer JM, Keller T, Elwert F. Proximity can induce diverse friendships: a large randomized classroom experiment. *PLOS One*. 2021;16:e0255097.
68. Boisjoly J, Duncan GJ, Kremer M, Levy DM, Eccles J. Empathy or antipathy? The impact of diversity. *Am Econ Rev*. 2006;96:1890–905.
69. Hoffman M, Chabot T. The role of selection in socioeconomic homophily: evidence from an adolescent summer camp. *Soc Networks*. 2023;74:259–74.

SUPPORTING INFORMATION

Additional supporting information can be found online in the Supporting Information section at the end of this article.

How to cite this article: Radó MK, Kisfalusi D, Lavery AA, van Lenthe FJ, Been JV, Takács K. Socio-economic inequalities in smoking and drinking in adolescence: Assessment of social network dynamics. *Addiction*. 2023. <https://doi.org/10.1111/add.16384>