

This manuscript is contextually identical with the following published paper:

Lukács B.A., Mesterházy A., Vidéki R., and G. Király (2016) Alien aquatic vascular plants in Hungary (Pannonian ecoregion): Historical aspects, data set and trends. - Plant Biosystems - An International Journal Dealing with all Aspects of Plant Biology Vol. 150 , Iss. 3 pp. 388-395.

The original published pdf available in this website:

<http://www.tandfonline.com/doi/full/10.1080/11263504.2014.987846>

SHORT COMMUNICATION

Alien aquatic vascular plants in the in Hungary (Pannonian Ecoregion): historical aspects, dataset and trends

Balázs András Lukács^{1*}, Attila Mesterházy², Róbert Vidéki³ & Gergely Király⁴

¹*MTA Centre for Ecological Research, Department of Tisza Research, H-4026 Debrecen, Bem tér 18/C, Hungary; lukacs.balazs@okologia.mta.hu*

²*University of West Hungary, Institute of Botany and Natural Conservation, H-9400 Sopron, Ady E. u. 5., Hungary; amesterhazy@gmail.com*

³*H-9794, Felsőcsatár, Petőfi út 13, Hungary; rvideki@gmail.com*

⁴*University of West Hungary, Institute of Silviculture and Forest Protection, H-9400 Sopron, Ady E. u. 5., Hungary; kbgergely@gmail.com*

* Corresponding author:

Dr. Balázs A. Lukács

Email: lukacs.balazs@okologia.mta.hu

Telephone: 0036305459845

Abstract

Estimating the extent of biological invasions is critical in predicting the effect of exotic species. We investigated the occurrence and number of alien freshwater plants and give information on the composition of alien aquatic flora, their trend in time, invasion pathway and their invasive character.

Keywords

Exotic, Macrophyte, Neophyte, Non-indigenous, Hungary

Introduction

Macrophytes play a key role in maintaining functioning aquatic ecosystems as primary producers, habitat maintenance, food for aquatic animals and strong influence on the chemical and physical properties of water (Santos et al. 2011). They are used as bioindicators (Demars & Edwards 2009) and in habitat rehabilitation (Lorenz et al. 2012). These properties have special importance in a landscape dominated by human activity where the management, protection and assessment of freshwater vegetation receive special attention because of the continuous decline of macrophytes (Sand-Jensen et al. 2000).

The decline of some indigenous species allows alien plant species to potentially establish where their niches are heterogeneous, generating serious ecological problems (D'Antonio & Meyerson 2002). Vegetation shifts in freshwater ecosystems from human influences can cause biodiversity loss, decreasing floristic quality and the expansion of alien species (Richardson 2006; Aguiar & Ferreira 2013; Liendo et al 2013). Freshwater biodiversity is one of the most vulnerable ecosystems (Dudgeon et al. 2006) threatened by biological invasions (Thiébaud 2007, Brundu et al. 2013). The impacts of invasive plant species are unclear in freshwater ecosystems, but are known to effect the macroinvertebrate community (Stiers et al. 2011).

To preserve biodiversity using conservation measures requires an extensive knowledge on rare and/or alien plant species populations (Duncan & Young 2000; Iberite et al. 2011). Therefore, estimating the extent of biological invasions is a key issue for predicting the effect of exotic species..

The first reports of alien aquatic vascular plant species in this ecoregion originate in the late 18th century, followed by scattered floristic surveys of aquatic alien species (Boros

1937; Gombocz 1945; Szabó 2002; Király et al. 2007). However due to aquatic habitats are very sensitive for disturbance and rapid invasion of aliens with large biomass are forecasted for the future due to e.g. climate change, there has been no information of the aquatic alien flora as well as there is no extensive impact evaluation of their effect in the Pannonian Ecoregion. Moreover a European review of alien aquatic plants (Hussner 2012) refers to fewer species for Hungary than what is actually true. In this paper we report the occurrence and number of exotic freshwater plants and the consequences of their presence on the native flora.

Materials and Methods

Study region

The study was carried out in Hungary, Central Europe (Fig. 1). Hungary lies in the Pannonian Ecoregion which is isolated by mountain ranges, with a heterogeneous climate and distinct geography, resulting in one of the most diverse ecoregions in Europe. Geographically, this ecoregion covers seven countries with 90% of the area in Hungary. However, several large rivers (e.g., Danube and Tisza) flow through this ecoregion and are known to be the major corridor for plant species invasion (Török et al. 2003). The ecoregion has a continental climate with a sub-Mediterranean influence in the western region, characterized by long dry hot summers, an ideal habitat for exotic plant growth (Hawkins et al. 2007). The area is geologically active, resulting in an abundance of thermal springs and streams.

Sampled biota

We focused on the aquatic alien plant species. We followed Blackburn et al. (2011) definition of alien species and den Hartog & Segal (1964) definition of aquatic species with the

exception that we include pleustohelophytes (aquatic plant drift on the water table except for their submerged root system) and exclude amphyphytes (i.e. mudflat species) not to distort the overall picture of aquatic alien plants due they often colonize non-aquatic habitats.

.. We established a database of alien aquatic plant species. We conducted a field survey between 2007 and 2013, examining all hot springs, thermal creeks and aquatic habitats where occurrences of alien aquatic vascular plants had been reported. Other aquatic habitats and localities were checked at random. We checked and summarized 25 vascular plant species from the ecoregion, including herbarium specimens from major Hungarian and regional herbaria (BP, BPU, DE, JPU, SAMU, W and GJO – herbarium acronyms according to Thiers (2014)).

In the database, the species frequency referred to the number of grid cells (approx. 35 km²/unit) according to the Central European flora mapping system (Niklfeld 1971). We determined the first occurrence of a species so the data would be consistent with other international databases (e.g., Verloove 2006). For categorical predictors we evaluated four factors that are used to discuss database information: geographic origin; introduction pathway using the categories of Hulme et al. (2008); temperature demands (thermal, cold, both) and the invasive traits of alien aquatic vascular species using the categories of Richardson (2000).

Statistical analyses

We used one-way analysis of variance (ANOVA) to test the frequency of categorical predictors and two-way ANOVA to test the combined effect of temperature and invasive predictors on frequency. Where the main effects showed a significant difference we used Tukey's *post hoc* pairwise comparison test to determine where the differences occurred. All statistical analyses were carried out using STATISTICA 7.0 (Stat Soft Inc).

Results and Discussion

In total, 48 alien aquatic vascular plants were recorded as established in Hungarian inland waters (Table 1). 7 species (*Bacopa caroliniana*, *Houttuynia cordata*, *Hygrophila corymbosa*, *H. difformis*, *Limnophila sessiliflora*, *Rotala rotundifolia*, *Vallisneria gigantea*) are new to the DAISIE list (DAISIE 2009). These 48 species represent a significant proportion of the aquatic plant flora compared with the 79 native aquatic vascular plant species (Király 2011). This represents one of the highest numbers of alien aquatic vascular plant species in Europe with the exception of Italy, the United Kingdom, Portugal, Germany and Belgium (Lansdown unpublished data; Hussner 2012). The highest numbers of alien aquatic species are found in Hydrocharitaceae family (9 alien representatives), Nymphaeaceae (5); Pontederiaceae (4). 3-3 species are found in Acanthaceae, Lemnaceae, Onagraceae and Scrophulariaceae families. Apiaceae, Asteraceae, Haloragaceae and Saururaceae families have 2-2 alien representatives, while Araceae, Azollaceae, Cabombaceae, Lentibulariaceae, Lythraceae, Nelumbonaceae, Pteridaceae and Salviniaceae contain 1-1 alien species. In total, alien aquatic species are from 20 families (Table 1). The majority of aquatic alien species recorded (from most to less abundant) were native to North America, Southeast Asia, Central America, South America and Africa (Fig. 2). The remaining species were from Europe and Australia. Our results support the findings of García-Berthou et al. (2005) with many of the non-indigenous species originated from North America came via independent pathways similar to other European countries, such as France, the United Kingdom and Germany.

The first record of alien aquatic species in the Ecoregion is questionable. As far as can reasonably determine the first record of *Vallisneria spiralis* at 1808 was the first certain record of alien species in the Ecoregion. Nevertheless *Nymphaea lotus* has been known from

Nagyvárad (Oradea, Romania) since 1798 but the status of the population is controversial. Recent molecular phylogenetic studies revealed that this population is not a tertiary relict (Lukács et al. unpublished data) but it is still questionable whether this population is native or alien. The first documented intentional release of *Nymphaea lotus* to Lake Hévíz is happened at 1842. There was an increase in number of alien aquatic vascular plant species from 1808 to 2005 (Fig. 3). Many alien aquatic vascular plants were introduced more than 100 years ago, while others are more recent arrivals. Figure 2 shows that approximately half of the alien species in Hungary were recorded after the 1960s. Hence, half of the established alien species have been introduced in the last 50 years. However, consideration should be given to the increasing rate of floristic research, starting in the early 1990s, influencing this result.

Our results suggest that invasive species showed a significantly higher frequency compared with non-invasive species ($F_{1,46}=17.27$, $p=0.0001$). We found that approximately 80% of the alien species were recorded only in thermal waters. In contrast, if we considered species frequency with its temperature demands, cold water habitat species showed a significantly higher frequency compared with species prefers thermal water ($F_{2,45}=10.3$, $p=0.002$). Furthermore, cold-water invasive species showed a significantly higher frequency than thermal-invasive species ($F_{2,42}=2.14$, $p=0.04$). This implies that species that are likely to occur in cold water habitats (e.g., *Azolla filiculoides*, *Cabomba caroliniana*, *Elodea canadensis*, *E. nutallii*, *Hydrocotyle ranunculoides*, *Lemna minuta*) have a higher potential for invasiveness compared with thermal-invasive species (e.g., *Hydrilla verticillata*, *Pistia stratiotes*).

Most of the alien aquatic species arrived in Hungary via intentional (release, escape, contaminant) and unintentional (unaided dispersal) pathways. Of all the plant species, 79% were escaped from horticulture, which is the most dominant vector for introduced plants. For most species the introduction pathway is unclear, thus we can only speculate for species such

as *Elodea canadensis*, *E. nutallii*, *Lemna minuta*, and *L. turionifera*. This possibility exists that *L. minuta* and *L. turionifera* arrived in this region by waterfowls (Keddy 1976), while *Elodea* species arrived from traders in the 20th century. However, in some cases such as *Monochoria korsakowii*, there are documented reports (Bartha et al. 2000) indicating that this species arrived in Hungary in shipments of contaminated wild rice (*Zizania aquatica*). We have evidence concerning the introduction pathway of ornamental species (e.g., *Gymnocoronis spilanthoides*, *Houttuynia cordata*, *Hygrophila corymbosa*, *H. difformis*, *Vallisneria gigantea*, *V. spiralis*) showing that they were deliberately introduced to thermal areas for breeding/propagation purposes then sold to western markets. These species are the largest threat to native aquatic flora because of their rapid growth, production of large dense stands overgrowing and displacing native species. However, these alien species have limited spread and overwintering capacity because of the temperature gradient of thermal waterways (i.e., thermal waterways show a decrease in temperature from the point source).

The discovery of alien aquatic species is usually positively correlated with shipping activity, tourism and the human population size (Panov et al. 2009; Leuven et al. 2009). Our results show that approximately 80% of alien aquatic vascular plants occurred in thermal waters. We suggest that other metrics, (with a similar pattern of increase since the 1960s) such as horticulture are significantly correlated with the number of alien aquatic vascular plants. The cultivation and trade of ornamental aquatic plants is a major threat to freshwater biodiversity, supporting the findings of Duggan (2010).

Plant invasions of alien species from human activity are among the most significant components of global change. However the rate of plant invasion assessed separately from climate change, there are obvious evidence for their strong interaction. The survival of alien species introduced from a warmer region to colder conditions mainly depend on locally

heated ‘islands’ (Walther et al. 2009). Due to great majority of invasive species are found in thermal waters in the Pannon Ecoregion, thermal springs and waters as well as thermal effluents works as islands with suitable habitats for alien aquatic species colonization. Our results suggest that the invasion rate of alien aquatic vascular plants in Hungary is one of the largest in Europe, more serious than previously reported in a recent review of European alien aquatic vascular plants (Hussner 2012). Furthermore, Hungary lies in the center of the ‘Southern main invasion corridor’ of Europe (Panov et al. 2009). Therefore, the assessment of invasive species in this area was timely. Future monitoring will be critical for obtaining information about the population dynamics of alien aquatic vascular plants and their interactions with native plant and animal species.

Acknowledgments

We are grateful to Anna Vojtkó for her linguistic improvement, Kenneth Landon for his assistance in the identification of *Nymphaea* cultivars and to Richard Lansdown sharing his unpublished data set of European alien aquatic species. The work was financially supported by TÁMOP-4.2.4.A/2-11-1-2012-0001, TAMOP-4.2.2.A-11/1/KONV-2012-0004 and by Hungarian Research Found (OTKA 67666, OTKA K 108992). The TÁMOP projects are implemented through the New Hungary Development Plan, co-financed by the European Social Fund and the European Regional Development Fund.

References

Aguiar FCF, Ferreira MT. 2013. Plant invasions in the rivers of the Iberian Peninsula, South-Western Europe – a review. *Plant Biosyst* 147: 1107–1119.

- Balogh L, Simon T, Szabó M & Vidéki R. 2001. Új adventív növény a hazai flórában: a sárga bohócvirág (*Mimulus guttatus* Fischer ex DC., Scrophulariaceae) [A new adventiv plant in the Hungarian flora: the yellow monkey-flower (*Mimulus guttatus* Fischer ex DC., Scrophulariaceae)]. *Kitaibelia* 6: 329–345.
- Barina Z. 2006. A Gerecse-hegység flórájának katalógusa [Flora of the Gerecse Mountains]. Magyar Természettudományi Múzeum – Duna-Ipoly Nemzeti Park Igazgatóság, Budapest.
- Bartha D, Molnár VA, Pfeiffer N. 2000. *Monochoria korsakowi* Regel et Maack (Pontederiaceae), eine neue Adventivpflanze Ungarns. *Kitaibelia* 5: 83–86.
- Brundu G, Azzella MM, Blasi C, Camarda I, Iberite M, Celesti-Grapow L. 2013. The silent invasion of *Eichhornia crassipes* (Mart.) Solms. in Italy. *Plant Biosyst* 147: 1120–1127
- Blackburn TM, Pyšek P, Bacher S, Carlton JT, Duncan RP, Jarošík V, Wilson JRU & Richardson DM. 2011. A proposed unified framework for biological invasions. *Trends Ecol. Evol.* 26: 333–339.
- Boros Á. 1937. Magyarországi hévizek felsőbbrendű növényzete [Macrophyte vegetation of thermal waters in Hungary]. *Bot Közlem* 34: 80–118.
- D’Antonio C, Meyerson LA. 2002. Exotic plant species as problems and solutions in ecological restoration: a synthesis. *Restor Ecol* 10: 703–713.
- den Hartog C & Segal S. 1964. A new classification of water-plant communities. *Acta Bot Neerland.* 13: 367–393.
- Demars BOL, Edwards AC. 2009. Distribution of aquatic macrophytes in contrasting river systems: A critique of compositional-based assessment of water quality. *Sci Total Environ* 407: 975–990.
- DAISIE (eds) 2009. Handbook of alien species in Europe. Springer, Berlin.
- Duggan IC. 2010. The freshwater aquarium trade as a vector for incidental invertebrate fauna. *Biol. Invasions.* 12: 3757–3770.

- Duncan RP, Young JR. 2000. Determinants of plant extinction and rarity 145 years after European settlement of Auckland, New Zealand. *Ecology* 81: 3048–3061.
- García-Berthou E, Alcaraz C, Pou-Rovira Q, Zamora L, Coenders G, Feo C. 2005. Introduction pathways and establishment rates of invasive aquatic species in Europe. *Can J Fish Aquat Sci* 62: 453–463.
- Gombocz E. 1945. *Diaria itinerum Pauli Kitaibelii I-II*. Magyar Természettudományi Múzeum, Budapest.
- Hawkins BA, Field R, Cornell HV, Currie DJ, Guegan J, Kaufman DM. 2003. Energy, water, and broad-scale geographic patterns of species richness. *Ecology* 84: 3105–3117.
- Hulme PE, Bacher S, Kenis M, Klotz S, Kühn I, Minchin D, Nentwig W, Olenin S, Panov V, Pergl J, Pyšek P, Roques A, Sol D, Solarz W, Vilà M. 2008. Grasping at the routes of biological invasions: a framework for integrating pathways into policy. *J Appl Ecol* 45: 403–414.
- Hussner A. 2012. Alien aquatic plants in European countries. *Weed res* 52: 297–306.
- Iberite M, Iamónico D, Abati S, Abbate G. 2011. *Lemna valdiviana* Phil. (Araceae) as a potential invasive species in Italy and Europe: Taxonomic study and first observations on its ecology and distribution. *Plant Biosyst* 145: 751–757.
- Keddy PA. 1976. Lakes as islands: the distributional ecology of two aquatic plants, *Lemna minor* L. and *L. trisulca* L. *Ecology* 57: 353–359.
- Király G, Steták D, Bányász Á. 2007. Spread of invasive macrophytes in Hungary. *Neobiota* 7: 123–130.
- Király G, editor. 2009. *New Hungarian Herbal. The Vascular Plants of Hungary. Identification Key*. Aggteleki Nemzeti Park Igazgatóság, Jósvafő.

- Liendo D, Biurrun I., Campos A., Herrera M., Loidi J., García-Mijangos I. 2013. Invasion patterns in riparian habitats: The role of anthropogenic pressure in temperate streams. *Plant Biosyst* (DOI:10.1080/11263504.2013.822434)
- Leuven RSEW, van der Velde G, Baijens I, Snijders J, van der Zwart C, Lenders HJR et al. 2009. The river Rhine: a global highway for dispersal of aquatic invasive species. *Biol Invasions* 11: 1989–2008.
- Lorenz AW, Korte T, Sundermann A, Januschke K, Haas P. 2012. Macrophytes respond to reach-scale river restorations. *J Appl Ecol* 49: 202–212.
- Lukács BA, Dorotovič Cs, Húvös-Récsi A, Barina Z, Matus G. 2008. Exotic aquatic macrophytes in the Pannonicum: flora and vegetation of the Fényes-springs of Tata (HU) and the Pece-creek of Sînmartin (RO). *Kitaibelia* 13: 113.
- Mesterházy A, Király G, Vidéki R, Lukács BA. 2007. A *Lemna minuta* Kunth előfordulása Magyarországon [Occurrence of *Lemna minuta* Kunth in Hungary]. *Flora Pannonica* 5: 167–174.
- Mesterházy A, Jakab G., Lukács BA, Király G, Vidéki R. 2008. New *Lemna* species in Hungary. *Kitaibelia* 13: 117.
- Mesterházy A, Csiky J, Pál R, Tari L, Pinke Gy. 2014. A *Najas gracillima* (A.Braun ex Engelmann) Magnus előfordulása Magyarországon [The occurrence of *Najas gracillima* (A. Braun ex Engelmann) in Hungary]. *Kitaibelia* 19: xxx–yyy.
- Niklfeld H. 1971. Bericht über die Kartierung der Flora Mitteleuropas. *Taxon* 20: 545–571.
- Panov AE, Alexandrov B, Arbačiauskas K, Binimelis R, Copp GH, Grabowski M et al. 2009. Assessing the risks of aquatic species invasions via European inland waterways: from concepts to environmental indicators. *Integr Environ Assess Manag* 5: 110–126.
- Richardson CJ, Flanagan NE, Ho M, Pahl JW. 2011. Integrated stream and wetland restoration: A watershed approach to improved water quality on the landscape. *Ecol Eng* 37: 25–39.

- Richardson DM, Pyšek P, Rejmánek M, Barbour MG, Panetta DF, West CJ. 2000. Naturalization and invasion of alien plants: concepts and definitions. *Divers Distrib* 6: 93–107.
- Sand-Jensen K, Riis T, Vestergaard O, Larsen SE. 2000. Macrophyte decline in Danish lakes and streams over the last 100 years. *J Ecol* 88: 1030–1040.
- Santos MJ., Anderson LW., Ustin SL. 2011. Effects of invasive species on plant communities: an example using submersed aquatic plants at the regional scale. *Biol Invasions* 13: 443–457.
- Soó R. 1964-1980. A Magyar flóra és vegetáció rendszertani-növényföldrajzi kézikönyve (Synopsis systematico-geobotanica florae vegetationisque Hungariae) I-VI. Akadémiai Kiadó, Budapest.
- Stiers I, Crohain N, Josens G, Triest L. 2011. Impact of three aquatic invasive species on native plants and macroinvertebrates in temperate ponds. *Biol Invasions* 13: 2715–2726.
- Suba J. 1968. Az egri melegvizek növényei. *Acta Acad. Paedagog. Agr., Nova Ser.* 6: 395–415.
- Szabó I. 2002. Melegvízi növényfajok Hévíz és Keszthely vizeiben (Thermal neophytes of Hévíz lake and ditches near Keszthely). *Bot Közlem* 80: 105–115.
- Thiers B. 2014. Index Herbariorum: A global directory of public herbaria and associated staff. New York Botanical Garden's Virtual Herbarium. <http://sweetgum.nybg.org/ih/> (accessed on 10 Apr 2014)
- Thiébaud G. 2007. Invasion success of non-indigenous aquatic and semi-aquatic plants in their native and introduced ranges. A comparison between their invasiveness in North America and in France. *Biol Invasions* 9: 1–12.

- Török K, Botta-Dukát Z, Dancza I, Németh I, Kiss J, Mihály B et al. 2003. Invasion gateways and corridors in the Carpathian Basin: biological invasions in Hungary. *Biol Invasions* 5: 349–356.
- Verloove F. 2006. Catalogue of neophytes in Belgium 1800-2005. *Scr Bot Belg* 39: 1–89.
- Walther GR, Roques A, Hulme PE, Sykes MT, Pyšek P, Kühn I et al. 2009. Alien species in a warmer world: risks and opportunities. *Trends Ecol Evol* 24: 686–693.

Tables and Figures

Table 1. List of alien aquatic vascular plants of the Hungarian flora. Taxa are arranged alphabetically. The total number of records referring the number of grid cells according to the system of Mapping of the Central European flora (Niklfeld 1971). Species new to the DAISIE (2009) list is marked. Citation refers to publication or herbarium specimens (collector, herbarium code and year). Family codes are formed by initial letters of the family name. Invasion status notations: cas-casual, nat-natural, inv-invasive. Pathway notations: esc-escape, unaid-unaided (with natural agents).

New to DAISIE list	Species name	Family	First observation	Citation	Total No. records	Invasion (Richardson 2000)	Temperature demand	Pathway (Hulme et al. 2008)
	<i>Azolla filiculoides</i> Lam.	Salv	1940	Soó 1964-1980	20	cas	Both	Esc, una
	<i>Bacopa caroliniana</i> (Walt.) B.L. Robins	Scroph	2005	Lukács observed & photo	1	inv	Thermal	Esc
	<i>Bacopa monnieri</i> (L.) Wettst.	Scroph	2005	Király (ed.) 2009	1	nat	Thermal	Esc
	<i>Cabomba caroliniana</i> A.Gray	Cabom	1937	Király et al. 2007	50	nat	Both	Una
	<i>Ceratopteris thalictroides</i> (L.) Brongn.	Pterid	1968	Suba 1968	2	inv	Thermal	Esc
	<i>Egeria densa</i> Planch.	Hydro	1960	Jávorka, Csapody & Juhász, BP, 1960	5	nat	Thermal	Esc, una
	<i>Eichhornia crassipes</i> (Mart.) Solms	Pont	1950	Soó 1964-1980	1	nat	Thermal	Esc
	<i>Eichhornia diversifolia</i> (Vahl) Urb.	Pont	2005	Király (ed.) 2009	1	cas	Thermal	Esc
	<i>Elodea canadensis</i> Michx.	Hydro	1885	Király et al. 2007	140	cas	Cold	Esc, una
	<i>Elodea nuttallii</i> (Planch.) H.St.John	Hydro	1991	Király et al. 2007	35	inv	Cold	Esc, una
	<i>Gymnocoronis spilanthoides</i> DC.	Aster	1988	Szabó 2002	3	inv	Thermal	Esc
x	<i>Houttuynia cordata</i> Thumb.	Sauru	2005	Lukács et al. 2008	1	nat	Thermal	Esc

	<i>Hydrilla verticillata</i> (L.f.) Royle	Hydro	1980	Felföldy BP, 1980	3	cas	Thermal	Esc
	<i>Hydrocotyle ranunculoides</i> L. f.	Apia	2005	Király (ed.) 2009	5	inv	Both	Esc
x	<i>Hygrophila corymbosa</i> Lindau.	Acan	2005	Lukács et al. 2008	1	inv	Thermal	Esc
x	<i>Hygrophila difformis</i> Blume	Acan	2005	Lukács et al. 2008	1	cas	Thermal	Esc
	<i>Hygrophila polysperma</i> (Roxb.) T.Anderson	Acan	1958	Suba 1968	5	cas	Thermal	Esc
	<i>Lagarosiphon major</i> (Ridl.) Moss	Hydro	2005	Király (ed.) 2009	3	nat	Thermal	Esc
	<i>Lemna aequinoctialis</i> Welw.	Lemna	2005	Mesterházy et al. 2008	6	nat	Cold	Esc, una
	<i>Lemna minuta</i> Kunth in F.W.H.von Humboldt	Lemna	1984	Mesterházy et al. 2007	40	inv	Cold	Esc, una
	<i>Lemna turionifera</i> Landolt	Lemna	2005	Mesterházy et al. 2008	14	inv	Cold	Esc, una
x	<i>Limnophila sessiliflora</i> (Vahl) Blume	Plant	1940	Soó 1964-1980	5	nat	Thermal	Esc
	<i>Ludwigia alternifolia</i> L.	Onag	1940	Soó 1964-1980	1	cas	Thermal	Esc
	<i>Ludwigia grandiflora</i> (Michx.) Greuter & Burdet	Onag	2005	Király (ed.) 2009	2	nat	Thermal	Esc
	<i>Ludwigia repens</i> J.R.Forst.	Onag	1924	Soó 1964-1980	7	nat	Thermal	Esc
	<i>Mimulus guttatus</i> Fisch. ex DC.	Scroph	1994	Balogh et al. 2001	3	nat	Thermal	Una
	<i>Monochoria korsakowii</i> Regel & Maack	Pont	1988	Bartha et al. 2000	3	nat	Both	Esc
	<i>Myriophyllum aquaticum</i> (Vell.) Verdc.	Halora	1968	Suba 1968	3	nat	Thermal	Esc
	<i>Myriophyllum heterophyllum</i> Michx.	Halora	2006	Barina 2006	2	nat	Thermal	Esc
	<i>Najas gracillima</i> (A. Braun ex Engelm.) Magnus	Hydro	2012	Mesterházy et al. 2014	1	nat	Thermal	Una
	<i>Najas guadalupensis</i> (Spreng.) Magnus	Hydro	2005	Király (ed.) 2009	3	nat	Thermal	Esc
	<i>Nelumbo nucifera</i> Gaertn.	Nelumb	1955	Soó 1964-1980	2	cas	Thermal	Esc
	<i>Nuphar advena</i> (Aiton) W.T. Aiton	Nymph	1920	Soó 1964-1980	1	nat	Thermal	Esc
	<i>Nymphaea 'Blue Bird'</i> (<i>N. micrantha</i> x <i>N.</i> <i>capensis</i>)	Nymph	1900	Szabó 2002	1	cas	Thermal	Esc
	<i>Nymphaea lotus</i> var. <i>thermalis</i> L.	Nymph	(1798)1842	Soó 1964-1980	3	inv	Thermal	Esc
	<i>Nymphaea rubra</i> Roxb. ex Andrews	Nymph	1891	Szabó 2002	3	nat	Thermal	Esc
	<i>Nymphaea nouchali</i> var. <i>caerulea</i> (Savigny) Verdc.	Nymph	1891	Szabó 2002	6	nat	Thermal	Esc

	<i>Pistia stratiotes</i> L.	Arac	1966	Soó 1964-1980	15	nat	Both	Una
	<i>Pontederia cordata</i> L.	Pont	2005	Lukács observed & photo	1	inv	Both	Esc
x	<i>Rotala rotundifolia</i> (Buch.-Ham. ex Roxb.) Koehne	Lythr	1998	Szabó 2002	7	nat	Thermal	Esc
	<i>Sagittaria subulata</i> (L.) Buchenau	Alism	1965	Suba 1968	3	nat	Thermal	Esc
	<i>Salvinia auriculata</i> Aubl.	Salv	1964	Soó 1964-1980	1	nat	Thermal	Esc
	<i>Saurus cernuus</i> L.	Sauru	2005	Lukács observed & photo	1	cas	Thermal	Esc
	<i>Shinnersia rivularis</i> (A.Gray) R.M.King & H.Rob.	Aster	1998	Szabó 2002	5	nat	Thermal	Esc
	<i>Utricularia gibba</i> L.	Lentib	1936	Szabó 2002	1	nat	Thermal	Esc
x	<i>Vallisneria gigantea</i> Graebn.	Hydro	1891	Simonkai BP, 1891	7	nat	Thermal	Esc
	<i>Vallisneria spiralis</i> L.	Hydro	1808	Soó 1964-1980	16	inv	Thermal	Esc

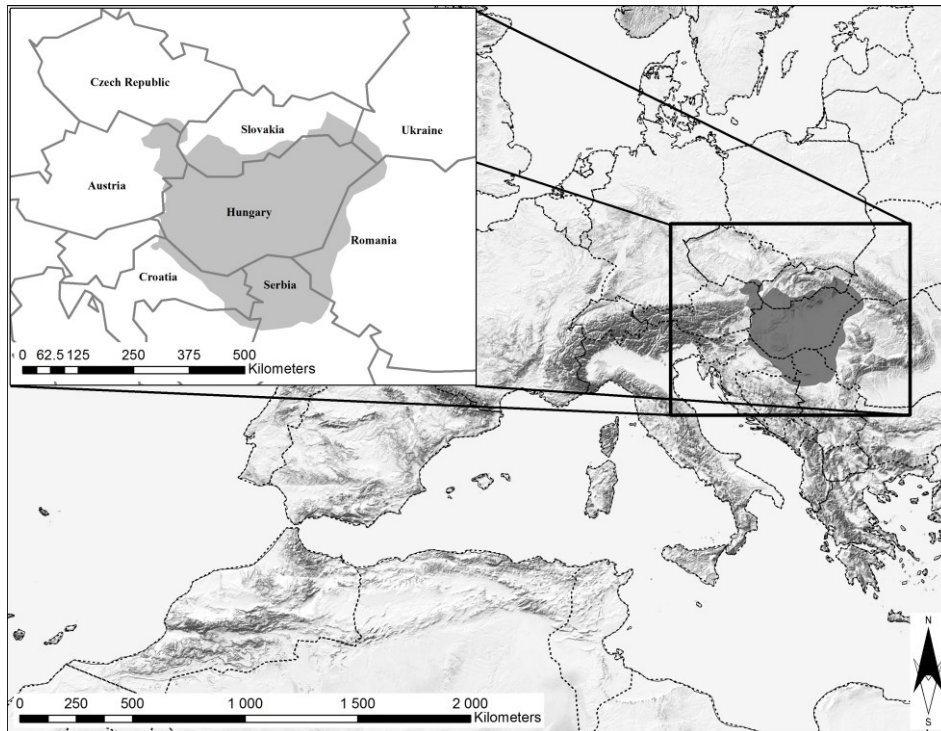


Figure 1. The location of the study area. Pannon Ecoregion is highlighted with grey.

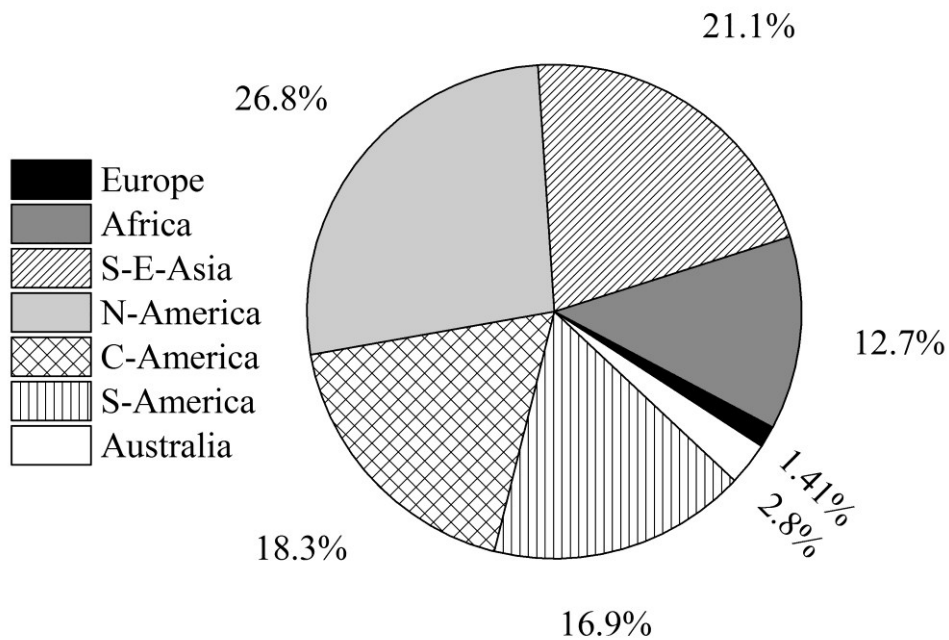


Figure 2. Native range of alien aquatic vascular plant species found in Hungary between 1808 and 2012.

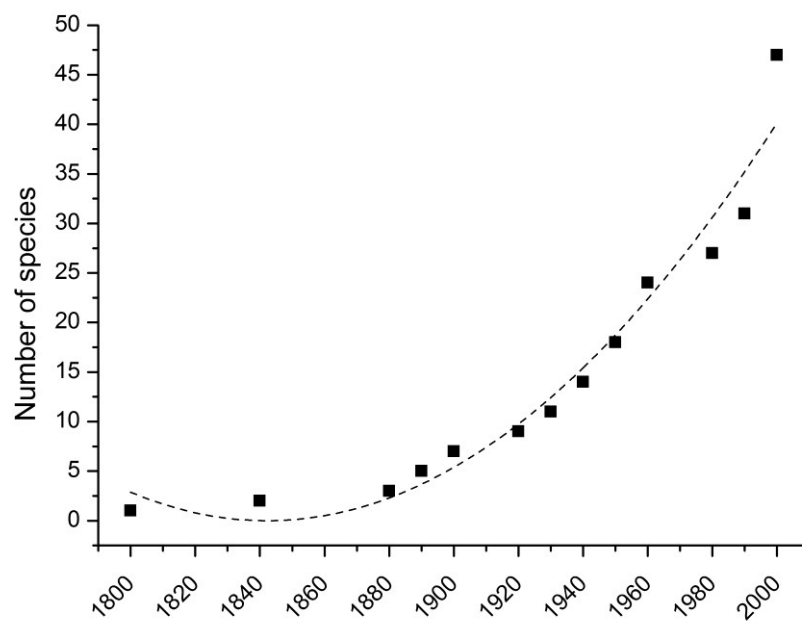


Figure 3. Historical trend of alien aquatic vascular plant species in Hungary from 1808 to 2012 (Dash line is polynomial regression: $R^2=0.9474$, $P < 0.001$).