

1 This manuscript is contextually identical with the following published paper: Bölöni, J., Ódor, P., Ádám, R.,
2 Keeton, W.S., Aszalós, R. 2017. Quantity and dynamics of dead wood in managed and unmanaged dry-mesic oak
3 forests in the Hungarian Carpathian. *Forest Ecology and Management* 399: 120-131. The original article is
4 published at <https://doi.org/10.1016/j.foreco.2017.05.029>.

5

6

7 **Quantity and dynamics of dead wood in managed and unmanaged dry-mesic oak forests in the Hungarian**
8 **Carpathians**

9

10 Bölöni, J. ^{ab,*}, Ódor, P. ^{ab}, Ádám, R. ^{ac}, Keeton, W.S. ^d, Aszalós, R. ^{ab}

11

12 ^a MTA Centre for Ecological Research, Institute of Ecology and Botany, H-2163 Vácrátót, Alkotmány u. 2-4.,
13 Hungary.

14 ^b MTA Centre for Ecological Research, GINOP Sustainable Ecosystem Research Group, H-8237 Tihany,
15 Klebelsberg u. 3., Hungary.

16 ^c Department of Plant Systematics, Ecology and Theoretical Botany, Eötvös Loránd University, H-1117 Budapest,
17 Pázmány Péter sétány 1/A, Hungary.

18 ^d Rubenstein School of Environment and Natural Resources, University of Vermont, Burlington, VT 05405, USA.

19

20 E-mail addresses: boloni.janos@okologia.mta.hu (J. Bölöni), odor.peter@okologia.mta.hu (P. Ódor),

21 helleborus42@gmail.com (R. Ádám), William.Keeton@uvm.edu (W.S. Keeton), aszalos.reka@okologia.mta.hu

22 (R. Aszalós)

23 *Corresponding author, Fax: +36 28 360110, email address: boloni.janos@okologia.mta.hu, MTA Centre for
24 Ecological Research, Institute of Ecology and Botany, H-2163 Vácrátót, Alkotmány u. 2-4., Hungary.

25

26 keywords: *Quercus*, standing dead tree, downed tree, forest management, abandoned forests, old-growth forests

27 Abstract

28 Dead wood (DW) has great importance for many wildlife species and ecological processes. The volume of DW is
29 considered a useful indicator of the sustainability and maintenance of biodiversity in forests. Though dry-mesic oak
30 forests cover large areas in Hungary, little is known about DW quantities or dynamics in these forests. We
31 investigated DW conditions in five age classes of dry-mesic *Quercus petraea* and *Q. cerris* dominated forests in the
32 Hungarian Carpathians. Stands of the first four age classes (age class 1: 40-59, age class 2: 60-79, age class 3: 80-
33 99, age class 4: 100-119 years old) were managed and stands at least 120 years old were unmanaged at least for 30
34 years (age class 5). We measured the volume, density, dominance and size distribution of standing DW and volume
35 of downed DW. We also evaluated the decay stages of DW on an ordinal scale (I-V, intact to well-decayed). The
36 effect of age class on the derived variables such as density, dominance, volume or proportion of DW was analysed
37 with general linear mixed models using age class as a fixed and region as a random effect. Mean total DW volume
38 did not reach 15 m³/ha in age class 1, 2 and 3. A much larger volume of DW was found in age class 4 and 5, where
39 the mean total volume of DW was 36.9 and 45.1 m³/ha, respectively. Volume and proportion of total DW over 30
40 cm in diameter were markedly lower in age classes 1, 2 and 3 than in age classes 4 and 5, moreover standing and
41 downed DW over 30 cm in diameter were totally absent in stands under 100 years old. The proportion of well-
42 decomposed (decay stage IV and V) DW was much lower (3-18% of the volume) in all five age classes than in old-
43 growth stands of dry-mesic oak forests. After three decades of non-intervention (age class 5), the volume of DW
44 can approach that of old-growth forests. The 40-99-year old stands contained a similarly low percentage of DW as
45 other managed dry-mesic oak forests in Europe. Based on the results, it is likely that stands greater than 100 years
46 old will support much higher biodiversity of saproxylic organisms compared to younger stands.

47

48 1. Introduction

49 Standing and downed dead wood (DW) is an important component of forest ecosystems (Franklin et al., 1987),
50 performing an array of functions that have been well explored by research over at least three decades (Paletto et al.,
51 2012). DW directly or indirectly provides important habitat for a great variety of forest organisms such as
52 invertebrates, fungi, bryophytes, lichens, birds and mammals (Harmon et al., 1986; Stokland et al., 2012). Fallen
53 DW can provide nurse logs for some types of tree regeneration (Hofgaard, 2000; Takahashi et al., 2000), while
54 decaying DW influences microclimate heterogeneity on the forest floor and can help retain moisture during dry
55 periods (Harmon et al., 1986; Maser and Trappe, 1984). DW also plays an important role in nutrient and carbon
56 storage (Edmonds, 1987; Harmon et al., 1986; Janisch and Harmon, 2002; Keenan et al., 1993) and soil

57 development (Hyvönen and Ågren, 2001; Schaetzel et al., 1989). DW often comprises 10% or more of the
58 aboveground carbon stored in older or primary temperate forests (Keeton et al. 2011).

59 The density and volume of DW is considered a useful structural indicator of the sustainability and maintenance of
60 biodiversity in forests (Corona et al., 2003; Marchetti, 2004; Paletto et al., 2012), forest naturalness (Bartha et al.,
61 2006; Grabherr et al., 1998) and degree of old-growthness, a term implying that structure can be highly variable in
62 late-successional forests (Bauhus et al. 2009; Lombardi et al., 2010). In Europe, the volume of DW per hectare has
63 become one of nine pan-European indicators for sustainable forest management (criterion 4: maintenance,
64 conservation and appropriate enhancement of biological diversity in forest ecosystems) (MCPFE, 2002).

65 The dynamics of DW accumulation depend on recruitment rates from tree mortality and output rates as controlled
66 by decomposition (Siitonen, 2001). The DW input is mostly influenced by site quality, competition and self-
67 thinning (density dependent mortality) and natural disturbances (density independent mortality; Brassard and Chen,
68 2008; Castagneri et al., 2010; Lombardi et al., 2008). Decay rates are influenced by species-specific wood
69 properties, size of downed dead trees, and microclimate, particularly forest floor temperature and moisture. These
70 factors influence the activity of decomposing organisms, mainly fungi in terrestrial ecosystems (Hyttborn and
71 Packham, 1987, Kutzegi et al., 2015).

72 In managed forests, the quantity of DW, particularly in its most important forms for biodiversity (i.e. well decayed,
73 larger sized downed dead trees) are strongly reduced by forest management (Green and Peterken, 1997; Lombardi
74 et al., 2008; Paletto et al., 2014). In many managed European forests, most of the merchantable timber is ultimately
75 harvested, thereby reducing the potential for DW recruitment as compared to unmanaged forests (Gibb et al., 2005;
76 Marage and Lemperiere, 2005; Vandekerkhove et al., 2009). Forest management also influences the size
77 distribution of DW: in managed forests, DW is predominantly composed of fine woody debris (thinner than 10 cm
78 diameter; Kruys et al., 1999; Siitonen et al., 2000).

79 Though oak forests dominate large areas in Central and Southern Europe, little is known about their DW
80 accumulation or dynamics in these systems. Research has only recently begun to explore DW dynamics in
81 European oak systems (Bobiec, 2002; Petritan et al., 2012; Sweeney et al., 2010) and this topic is poorly
82 investigated in dry-mesic oak forests in particular (Lombardi et al., 2008; Rahman et al. 2008). Under-attention to
83 the topic of DW in unmanaged and old-growth oak forests reflects the general rarity of these systems in Europe,
84 making it difficult to find relatively untouched mixed dry-mesic sessile oak (*Quercus petraea*) dominated forests
85 (Korpel, 1995; Rahman et al., 2008; Saniga et al., 2014). This contrasts with beech and montane beech-fir zones,
86 for which near-natural reference sites are far more abundant in Europe and for which DW inventory data are more
87 widely available (Christensen et al., 2005).

88 To address this knowledge gap, this study investigates DW in managed and unmanaged dry-mesic sessile oak and
89 Turkey oak (*Q. cerris*) dominated forests affected by human activity of various intensity in North Hungary (i.e. the
90 Hungarian Carpathians). We assessed the quantity and quality – distribution according to DW types (downed
91 versus standing), size categories and decay stages – of DW in five stand age classes. Our results were compared
92 with DW data reported by previous research from old-growth dry-mesic oak forests. The overall goals of this study
93 are:

- 94 (1) to investigate how DW quantity and quality change with the age of dry-mesic oak forests stands in Hungary,
- 95 (2) to investigate whether and under what circumstances managed stands can sometimes develop DW
96 characteristics similar to old-growth forests,
- 97 (3) to formulate recommendations for sustainable forest management and biodiversity conservation approaches,
98 including DW retention practices.

99 In this study, significantly larger quantity of DW is hypothesized to accumulate in older as compared to younger
100 oak-dominated stands, primarily due to decreasing impact of management activity. Silvicultural management also
101 affects the quality of DW, hence the density of larger diameter and well-decayed DW are expected to be higher in
102 the older age classes. We also hypothesised that in managed stands older than 120 years the volume of DW will
103 reach the level of old-growth stands, but the proportion of well-decomposed, large sized downed dead trees will be
104 lower due to removal of recruitment sources (i.e. harvested large standing trees).

105

106 **2. Methods**

107 2.1 Study sites

108 Typical habitat types in the hilly regions of the Carpathian Basin are dry-mesic oak forests dominated by *Quercus*
109 *petraea*, *Q. pubescens*, *Q. robur* and *Q. cerris*, forming two characteristic Natura 2000 habitat types; 91H0
110 Pannonian woods with *Quercus pubescens* and 91M0 Pannonian-Balkan turkey oak-sessile oak forests (European
111 Commission DG Environment, 2013). They cover about 180 000 hectares in Hungary (Bölöni et al., 2008, 2011).
112 Dry-mesic oak forests occupy a forest zone between 200 and 700 m a.s.l. in the Hungarian Carpathians (Fig. 1).
113 The climate of the Hungarian Carpathians is temperate with an average annual precipitation of 600-700 mm and a
114 mean annual temperature of 8.0-9.5 °C (Dövényi, 2010; Halász, 2006). The depth of the soil organic layer varies
115 widely within this zone depending on topography. The main soil types are leptosols and cambisols (Krasilnikov et
116 al., 2009), their physical and chemical conditions strongly specific to the bedrock because volcanic, limestone,
117 sandstone and loess also occur.

118 The upper tree layer of investigated forests is dominated by *Q. petraea* and *Q. cerris*. The second canopy layer is
119 usually removed or formed by a small number of *Acer campestre*, *Sorbus torminalis*, *Fraxinus ornus*, *F. excelsior*.
120 The shrub layer is naturally dense and consists predominantly of *Crataegus monogyna*, *Ligustrum vulgare*, *Cornus*
121 *mas*, *Rosa canina* and saplings of associated tree species, or is often artificially removed. The herb layer is typically
122 composed of grasses (e.g. *Poa nemoralis*, *Dactylis polygama*, *Melica uniflora*), and a mixture of light-demanding
123 and drought-tolerant forest herbs (e.g. *Campanula persicifolia*, *Galium schultesii*, *Tanacetum corymbosum*,
124 *Vincetoxicum hirundinaria*), forest generalists (e.g. *Veronica chamaedrys*, *Viola odorata*, *Fragaria vesca*), and
125 potentially of a few species of the mesic forests (e.g. *Stellaria holostea*, *Viola rechenbachiana*).
126 In these dry-mesic oak forests the main silvicultural system historically was coppicing with intensive masting,
127 grazing and firewood collection (Járási, 1997; Johann et al., 2011; Magyar, 1993; Szabó, 2005). Since the 19th
128 century this has been replaced by a uniform shelterwood silvicultural system, converting these forest stands to high
129 forests with a rotation period of 80-100 years (Danszky, 1972; Savill, 2004). The structure of these forests has been
130 relatively uniform: in mature stands, the upper layer is dominated by oaks of circa 20 m in height and 30 cm in
131 diameter at breast height (DBH). These relatively low productivity forests possess 300-350 m³/ha volume of living
132 wood in their mature state (80-100 years old).

133

134 2.2 Data collection

135 Managed (age class 1 to 4) and unmanaged (age class 5) dry-mesic oak forest stands were selected for the recent
136 study. We selected the unmanaged stands based on the following criteria; (1) dry-mesic *Quercus petraea*-*Q. cerris*
137 dominated site, (2) older than 120 years old, (3) has highly protected conservation status or form core area of forest
138 reserve and (4) has not been managed for at least 30 years. In the studied regions we found 19 forest
139 subcompartments in 7 forests stands that have met the criteria, and assigned 160 sample plots, 1-35 in each forest
140 subcompartment (Table 1, age class 5). The management unit of forestry in Hungary is subcompartment, which
141 covers an approximately 3-6 ha area with relatively homogenous site conditions. The number of the assigned
142 sample plots depended on the size of the forest subcompartment and on the number of neighbouring stands with
143 similar age and condition. These sampling plots displayed an aggregated pattern, hence there are just a few stands
144 older than 120 years, which were unmanaged at least in the last three decades (Fig. 1).

145 The investigated managed stands were selected by a stratified random sampling from the Hungarian Forest Stand
146 Database, which contains basic stand compositional, structural and management information for the Hungarian
147 forest stands (ÁESZ, 2008). Only forest subcompartments representing the dry-mesic sessile and Turkey oak forest
148 zone were included for the stratified random sampling using the following inclusion criteria: (1) minimum

149 proportion of sessile and Turkey oak of 95%; (2) maximum proportion of shade tolerant tree species of mesic
150 forests (e.g. *Carpinus betulus*, *Fagus sylvatica*, *Tilia spp.*) of 5%; (3) stand age 40-119 years, (4) elevation between
151 250 and 700 m a.s.l., (5) southern exposure or ridge top. Eighty subcompartments were selected by this process for
152 the study. As a secondary stratification, the subcompartments were classified according to the age of the dominant
153 trees, differentiating the following age classes: age class 1 – 40-59 years old, age class 2 – 60-79 years old, age
154 class 3 – 80-99 years old, age class 4 – 100-119 years old (Table 1). We assigned 1-6 sampling plots in each forest
155 subcompartments depending on the size of the given subcompartment, thereby we selected 178 managed sampling
156 plots altogether. The minimum distance between the centre of sampling plots and minimum distance from roads to
157 avoid edge effect was 50 m.

158 These forest stands were subjected to forest management with different intensity. The rotation period is generally
159 between 80 and 100 years in these forest stands, some management practice is implemented in every 10 years in
160 average, first tending and improvement cuttings, then cleaning cuttings and thinnings at the end. Living trees are
161 extracted during these processes, but DW is generally also removed. There were significant forest management
162 within 10 years in most of them, while in some forest stands the management was less intensive, even 20 years
163 elapse time between the treatments. Field sampling was carried out from 2009 to 2014. The sampling plots were
164 geographically separated in three regions, but all categories were represented in each region (Fig. 1). The greater
165 number of sampling plots of stands over 120 years old was considered necessary due to the greater heterogeneity of
166 these stands. Altogether we assigned 338 sampling plots in 99 managed and unmanaged forest subcompartments.

167 The sampling plots of this study were represented by spatial points, and all derived variables were related to these
168 points, because different variables were measured by different methods in the field, including line, relascope and
169 circular plot based methods. All measurements were centred on the same point. In each sampling plot an 8.92 m
170 radius circular plot (250 m²) was defined for the measurement of living trees and standing entire and broken dead
171 trees between 5 and 25 cm DBH. In the case of larger trees a point relascope method with a factor 2 prism
172 relascope was used to identify trees added to the sample. DW and living trees were measured separately in each
173 sampling plot. For each individual living and dead trees, the species, the DBH and the crown position (dominant,
174 codominant, intermediate, suppressed) of all trees were recorded. The height of 1-3 dominant tree individual(s) and
175 height of 1-3 suppressed tree(s) were measured by Haglöf Vertex III height and distance meter in each sampling
176 plot. For other individuals it was estimated based on the measurements and crown position.

177

179 Stand characteristics and living wood by age classes. Values are means \pm standard deviations.

Age class	1	2	3	4	5
Age in 2010 (year)	40-59	60-79	80-99	100-119	120-165
Number of sampling plots	37	62	52	27	160
Density (stems/ha)	1443 \pm 571	725 \pm 296	511 \pm 273	472 \pm 218	515 \pm 279
Basal area (m ² /ha)	27.52 \pm 3.72	27.46 \pm 5.14	27.62 \pm 6.28	32.49 \pm 6.74	27.85 \pm 6.26
Volume (m ³ /ha)	246 \pm 38	291 \pm 65	303 \pm 99	400 \pm 102	312 \pm 85
Stand height (m)	15.6 \pm 1.9	18 \pm 2.6	18.3 \pm 3.3	20.9 \pm 3.1	18.8 \pm 3.3
DBH (cm)	16.0 \pm 3.3	22.7 \pm 4.8	26.9 \pm 6.1	31.2 \pm 6.0	29.7 \pm 10.2

180

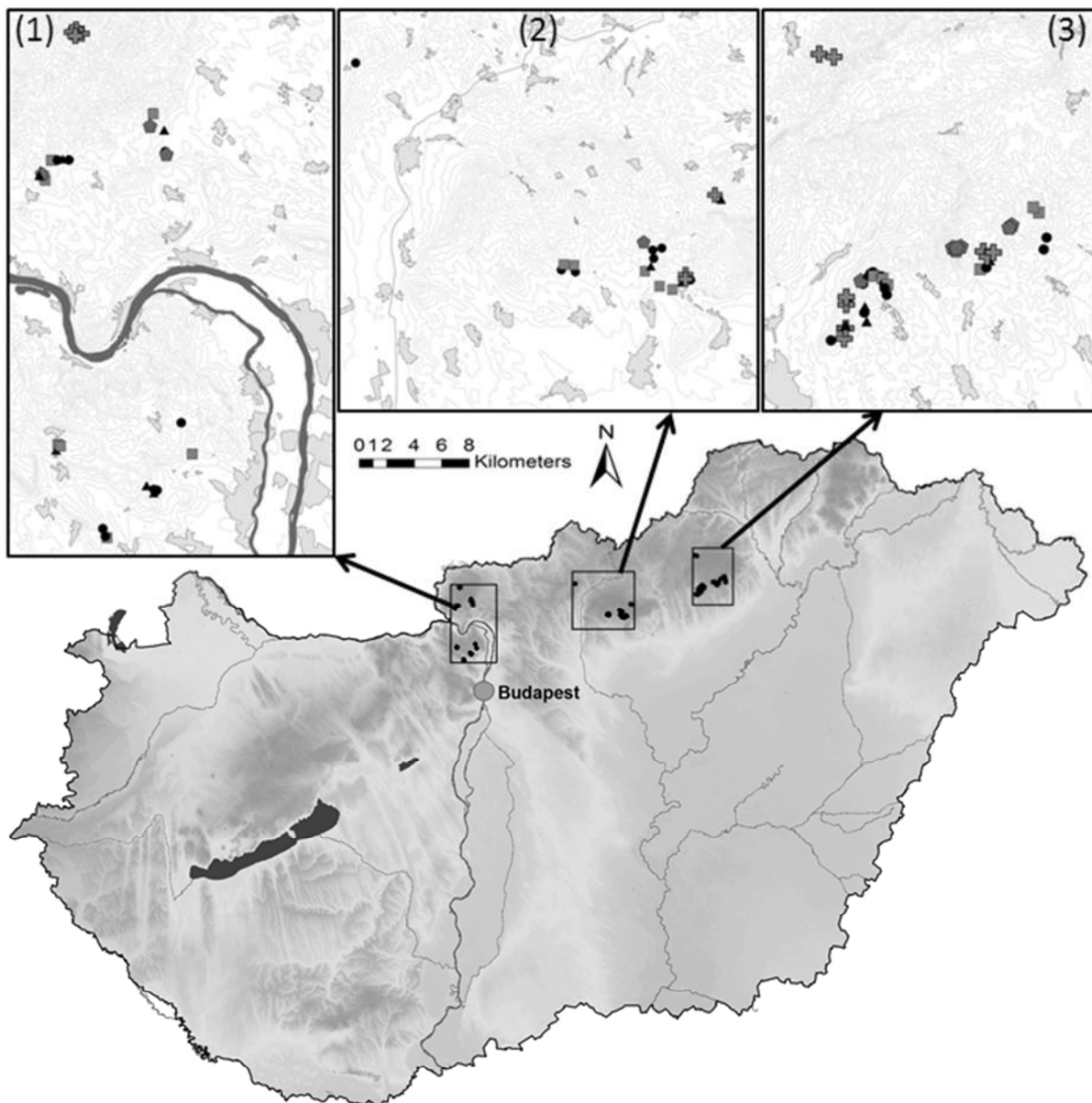
181

182 Fig. 1

183 Study sites in three regions of the northern Hungarian Carpathian Mountains (1 – Visegrádi-hegység – Börzsöny; 2

184 – Mátra; 3 – Bükk). Legend: Black triangle = age class 1, black dots = age class 2, grey squares = age class 3, grey

185 pentagons = age class 4, grey crosses = age class 5.



187 DW was divided into groups of standing dead wood (SDW), downed dead wood (DDW), stumps and DW on living
188 trees. In this study we concentrated on SDW and DDW, their sum is referred as total dead wood (TDW). SDW had
189 two forms, entire standing dead trees and broken standing dead trees with an absence of crown with a DBH >5 cm.
190 Broken standing dead trees with height of 0.5-2.0 m were also measured, in these cases mid-diameter was recorded
191 instead of DBH. DDW contained downed dead trees or pieces of stem or branches that have fallen with a mid-
192 diameter >5 cm and length >0.5 m. The separation of DDW from SDW was at a 45° angle.

193 The volume of DDW was estimated by line-intercept sampling method using three transect lines of 16 m in length
194 from the centre of the sampling plot at 0, 120 and 240 degrees (Ståhl et al., 2001; Van Wagner, 1968; Warren and
195 Olsen, 1964). The measurements consisted of the diameter (to the nearest cm) at each intersection point. The data
196 of the three lines per unit were merged. The decay stages of DW were evaluated on an ordinal scale (I-V, Spetich et
197 al., 1999), numbers I-V indicate codes used for decomposition classes where class I is the least decomposed and
198 class V is the most decomposed.

199

200 2.3 Data analysis

201 Inputs for the data analysis consisted of DBH and the height values of each tree. The volume of each living and
202 standing entire dead individual tree (containing majority of branches) was calculated using tree volume functions
203 (Sopp and Kolozs, 2000). Broken standing dead trees were considered as cylinder and volume was approximated
204 using the formula $V=H*D^2*\pi/4$, where V is the volume, H the height of the dead tree and D the mid-diameter of
205 the trunk. Volume per hectare values were calculated based on the total volume of individual trees. The size of
206 sampling plots was 250 m² (8.92 m radius) for trees DBH 5-25 cm and according to critical distance of point
207 relascope method for larger trees (DBH >25 cm). For DDW volume estimation Van Wagner's (1968) formula was
208 used: $V=\pi^2*\sum d^2/8L$, where V is the volume per unit area, d the diameter at intersection and L is the length of
209 sample line (in our case L was 48 m).

210 For the purpose of the analyses, well-decayed DW was a classification assigned to decay classes IV and V. A large
211 tree was defined as a tree with a DBH larger than 30 cm (for downed dead trees intersection diameter was used
212 instead of DBH).

213 The analysed derived variables and their units are listed in Table 2. The effect of age class on the derived variables
214 was analysed by general linear mixed models (Faraway, 2006) using age class as a fixed and region as a random
215 effect. The dependent variables were "ln" transformed, the normality of the residuals and their variance
216 homogeneity was checked. The significance of the fixed factor was tested by maximum likelihood method, and the

217 random factor by restricted likelihood method using chi-square tests (Faraway, 2006; Zuur et al., 2009). In case of
218 significant fixed (age class) effects the differences between the age classes were analysed by Tukey HSD multiple
219 comparisons (Zar, 1999). The analyses were carried out in R 3.0.2 statistical environment (R Development Core
220 Team, 2013) using the “lattice” (Sarkar, 2008), “multcomp” (Hothorn et al., 2008), and “nlme” (Pinheiro et al.,
221 2015) packages. Nomenclature follows Tutin et al. (1964-1993).

222

223 3. Results

224 The mean total DW (TDW) volume of five age classes forms two significantly separated groups. Stands in age
225 classes 1, 2 and 3 contained mean TDW volume under 15 m³/ha (Fig 2, Table 2). A much higher volume of DW
226 was found in age class 4 and 5, where the mean total volume of DW reached 36.9 and 45.1 m³/ha, respectively. The
227 difference between 36.9 and 45.1 m³/ha appeared rather important, but not significant. DW proportion related to
228 total above ground biomass (living trees volume + DW volume) in age class 1-3 was smaller than 5.5%, stands at
229 least 100 years old had more than 8% (Table 2).

230 Density of SDW varied between 28 to 39 stem/ha in all age classes with the exception of age class 1, which had a
231 density of 114 stem/ha. Mean basal area of SDW in stands 40-99 years old (age classes 1 to 3) was under 1 m²/ha
232 and mean volume under 8 m³/ha. Sampling plots in stands older than 100 years had SDW with a basal area of more
233 than 1.6 m²/ha and a mean volume of 14-17 m³/ha (Table 2). The mean diameter of SDW was significantly higher
234 in three age classes over 80 years old (age classes 3 to 5) than in the younger age classes. Based on the mean
235 volume of DDW age classes were divided into two significant groups. The average volume of DDW was less than
236 9 m³/ha in age classes 1, 2 and 3, while it was more than 20 m³/ha in the older stands. The SDW ratio was 37-39%,
237 except in age class 3, where it reached 56%.

238 The density of SDW over 30 cm in diameter (large dead trees) was significantly higher (12 stem/ha) in age class 5
239 than in other age classes. The number of standing large dead trees in age classes 1-4 varied between 0 stem/ha in
240 age class 1 and 4 stem/ha in age class 4, but these differences were not significant. Unmanaged stands (age class 5)
241 had significantly higher volume and proportion of large DW than other stands (Table 2).

242 The diameter distribution of SDW was nearly even in age class 3 and 4, while stands in age class 1 and 2 more than
243 95% of SDW units were under 20 cm in DBH (Fig. 3a). In age class 5 SDW under 10 cm and above 30 cm in
244 diameter were most frequent.

245

247 Dead wood characteristics of the age classes and the statistics (Chi² and p values) of the general linear mixed
 248 models. Values are means \pm standard deviations. Different letters indicate significant differences based on multiple
 249 comparisons between age classes. TAV=total above ground volume.

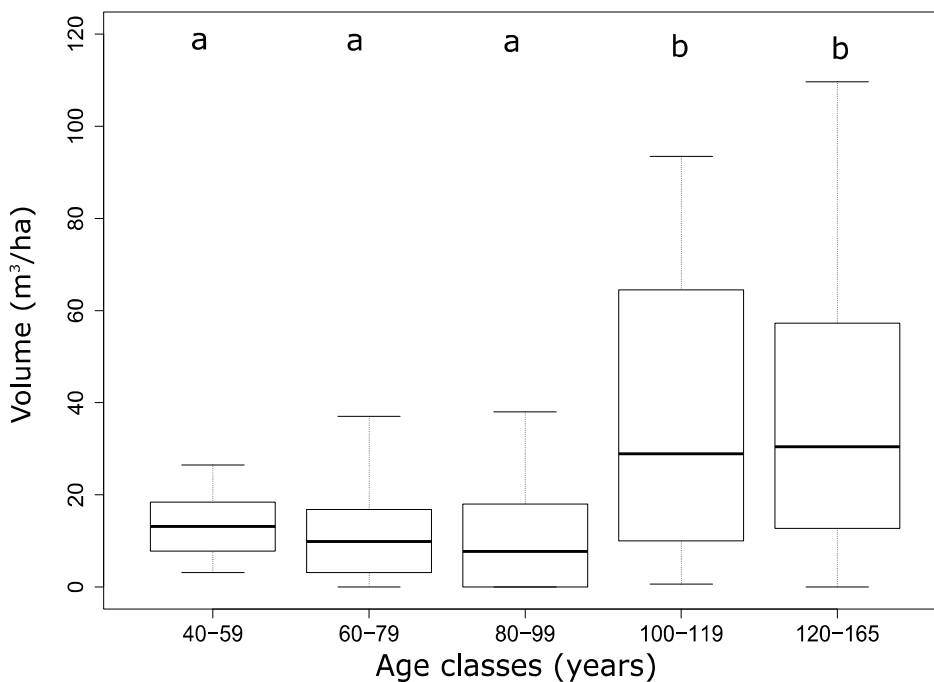
Stand type	1	2	3	4	5	Chi ²	p-value
Standing DW density, stem/ha	114 ^a \pm 100	35 ^b \pm 61	28 ^b \pm 56 ^b	39 ^b \pm 43	36 ^b \pm 40	93.24	<0.0001
Standing DW basal area, m ² /ha	0.85 ^{ab} \pm 0.70	0.61 ^a \pm 1.09	0.97 ^{ab} \pm 1.89	1.68 ^{bc} \pm 1.77	2.06 ^c \pm 2.30	47.24	0.0001
Standing DW volume, m ³ /ha	5.0 ^{ab} \pm 4.5	4.4 ^a \pm 8.5	8.0 ^{ab} \pm 16.1	14.3 ^{bc} \pm 18.5	17.3 ^c \pm 24.0	39.29	0.0006
Standing DW DBH, cm	10.4 ^a \pm 3.5	14.4 ^a \pm 5.6	22.2 ^{ab} \pm 9.2	24.0 ^b \pm 6.5	30.9 ^b \pm 18.5	130.15	<0.0001
Downed DW volume, m ³ /ha	8.6 ^{ab} \pm 5.4	7.1 ^a \pm 7.6	6.2 ^a \pm 8.5	22.5 ^b \pm 21.9	27.8 ^b \pm 45.1	69.62	<0.0001
Downed DW diameter, cm	7.4 ^a \pm 1.2	7.9 ^a \pm 2.7	9.3 ^a \pm 3.6	13.8 ^b \pm 6.5	13.4 ^b \pm 5.6	169.76	<0.0001
Total DW volume, m ³ /ha	13.6 ^a \pm 6.4	11.5 ^a \pm 10.1	14.2 ^a \pm 19.9	36.9 ^b \pm 31.1	45.1 ^b \pm 53.1	84.32	<0.0001
Standing DW in total DW volume, %	36.8	38.3	56.3	38.8	38.4		
Total DW in TAV, %	5.3 ^{ab} \pm 2.2	3.9 ^a \pm 3.6	4.7 ^a \pm 5.7	8.3 ^b \pm 6.5	11.8 ^b \pm 11.2	40.28	<0.0001
Standing DW over 30 cm in diameter density, stem/ha	0.0 ^a \pm 0.0	0.4 ^a \pm 2.8	2.0 ^a \pm 6.3	4.1 ^a \pm 8.8	12.0 ^b \pm 16.1	154.50	<.0001
DW volume over 30 cm in diameter	0.0 ^a \pm 0.0	0.4 ^a \pm 2.8	2.2 ^{ab} \pm 7.6	10.5 ^{bc} \pm 20.2	25.3 ^c \pm 43.9	202.22	<0.0001

250

251

252 Fig. 2

253 Boxplots of the total dead wood volume (m³/ha) in age classes. Letters indicate significant differences based on
 254 multiple comparisons (p<0.05).

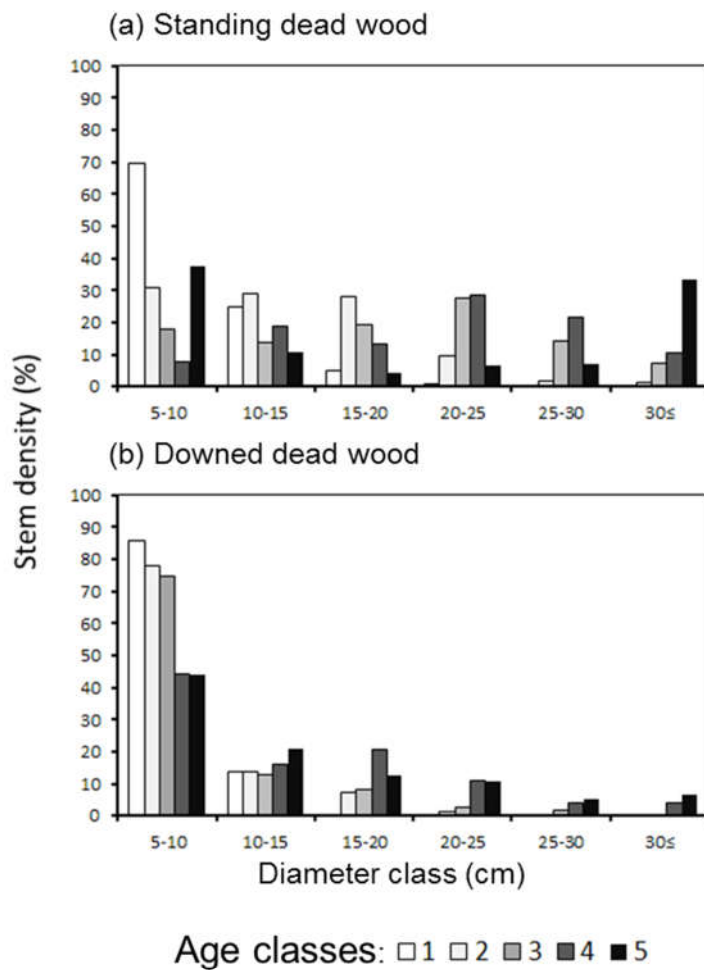


255

256

257 Fig. 3

258 Diameter distribution of standing (a) and downed (b) dead wood density (%) in different age classes.



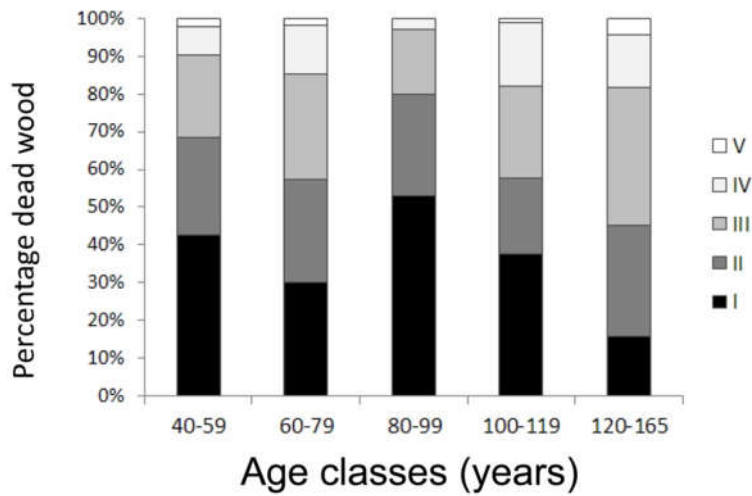
259

260 The diameter distribution of DDW followed a reverse-J shape for all age classes (Fig. 3b). In all five age classes,
261 the majority of downed dead trees were under 20 cm in diameter. In age class 1, the predominance (86 %) of
262 downed dead trees was smaller than 10 cm, while only 44 % was in this size range in age class 4. Stands of age
263 classes 1-3 did not contain downed dead trees over 30 cm in diameter at all, moreover downed dead trees thicker
264 than 25 cm were found only in stands older than 80 years (Fig. 3b). Although small in absolute number, large-
265 diameter standing and downed dead trees had comparatively large volumes per piece and account for the significant
266 difference in observed volume of DW between age classes 4-5 and 1-3. The volume and percentage of more
267 decomposed DW (decay stages IV-V) was very low in all stands (Fig. 4). In age class 4-5 the proportion was higher
268 (more than 18%) than in age classes 1-3 (under 15%).

269

270 Fig. 4

271 Percentage of dead wood in age classes 1-5 in each decay stage (I-V).



272

273

274 4. Discussion

275 4.1 Volume of total dead wood

276 The average volume of TDW in 40-99 years old stands (age class 1 to 3) is similar to values reported previously for
277 managed mesic and dry-mesic oak forests in Europe (Table 3), although there is slightly higher volumes of TDW in
278 mesic stands. However, data from dry-mesic oak forests in Italy (Barreca et al., 2008; Lombardi et al., 2008;
279 Paletto et al., 2014) indicate lower volumes (5-9 m³/ha) than observed in this study. A common characteristic of the
280 managed stands we studied is that the TDW volume comprising less than 5% of the total aboveground living and
281 DW volume. According to these results, and compared to other regularly managed forests, the 11-14 m³/ha average
282 of the studied dry-mesic managed forests can be considered relatively high. Relative scarcity of downed and
283 standing dead trees is reported in other studies as well (Colak et al., 2009; Kirby et al., 1998), particularly for the
284 larger size classes of standing and fallen dead trees (Sweeney et al., 2010). DW was generally removed from the
285 majority of European forest via intensive forest management activity, sometimes resulting in a complete purge of
286 all coarse downed material (Debeljak, 2006).

287 On the basis of TDW volume, stand age of 100 years seems to be a threshold: under this age it is below 15 m³/ha in
288 all age classes, it is relatively high (45m³/ha) in unmanaged stands older than 120 years, while stands between 100
289 and 120 years (age class 4) represent a transition, but they are rather similar to unmanaged ones (36 m³/ha).

290

291 Table 3

292 Volume of dead wood (standing and downed, without stumps) in managed forests. TAV=total above ground
 293 volume.

Country	DT	Standing DW, m ³ /ha	Downed DW, m ³ /ha	Total DW, m ³ /ha	Total DW age, years in TAV, %	Source
Dry-mesic oak forests						
Italy	1a			4.5	1.7	Lombardi et al., 2008
Italy	1b			2.4	1.4	Lombardi et al., 2008
Italy	1b	3.6	5.3	8.9	51-280	Barreca et al., 2008
Italy	1c	2.7	3.4	6.1	30-45 / 100	Paletto et al., 2014
Hungary	1d	5.8	7.2	12.9	40-99	this study
Mesic mixed oak forests						
Hungary	2a	12.2	10.1	22.3	70-100	Márialigeti et al., 2016
England	2b		11.9-23.1			Kirby et al., 1991
Poland	2b		2.0-9.5		50-70	Kirby et al., 1991
Poland	2b	0-5	0-1	1-6	1.4	Bobiec, 2002
France	2b	10.3	1.6	11.9	20-25	Lassauce et al., 2012
Ireland	2c		20.7-27.1			Sweeney et al., 2010

294

295 DT=Dominant tree species:

296 1a – *Quercus cerris*; 1b – *Q. frainetto*; 1c – *Q. cerris*, *Q. pubescens*, *Q. ilex*; 1d – *Q. petraea*, *Q. cerris*

297 2a – *Q. petraea*, *Q. robur*, *Fagus sylvatica*, *Pinus sylvestris*, 2b – *Q. robur*, *Carpinus betulus*, *Tilia cordata*; 2c –
 298 *Quercus spp.*, *Fraxinus excelsior*.

299

300 Differences in the volume of DW in stands under and over 100 years can be explained by the distinct forest
 301 management regime of the two groups. The majority (71%) of the 40-99-year-old stands are intensively managed
 302 according to forest management plans following rotation forestry systems. The rotation period of *Q. petraea* and *Q.*
 303 *cerris* dominated forests is 80-100 years in Hungarian forestry practice, thus the number of extant 100-119 year old
 304 managed stands are relatively low. Less intensive forest management is more typical in these older stands; about
 305 67% of them have some form of less intensive management. Extended entry cycles for selection harvests (e.g. 20
 306 years) and less intensive thinning operations lead to greater accumulations of DW across all size classes.

307 Studied stands older than 120 years (age class 5) are left unmanaged for at least 30 years, thus it was expected to
 308 contain significant volume of TDW. DW accumulation in the studied unmanaged stands approximates, but does not
 309 reach the DW volume of old-growth dry-mesic oak forests. The volume of TDW found in age class 5 (45 m³/ha) is
 310 in the lower half of the range of similar old-growth or abandoned dry-mesic oak forests, which are dominated by
 311 canopy trees over 110-150 years, and some cases exceeded 200-300 years (Carvalho, 2011; Goebel and Hix, 1996;
 312 Hale et al., 1999; Hart et al., 2012; Shifley et al., 1997) (Table 4). Among the old-growth dry-mesic oak forests the

313 Boky Forest Reserve in Slovakia has the most similar tree species composition and site characteristics to the
314 studied forests of the Hungarian Carpathians. In Boky since the 1970s, a monitoring program has measured the
315 quantity of DW. Reported total volume of DW for the Boky Reserve is 43 m³/ha on average, having continuously
316 increased over the monitoring timeframe from 17 m³/ha initially and reaching 65 m³/ha in the 2000s (Saniga and
317 Schütz, 2002; Saniga et al., 2014). In Italy 32 m³/ha TDW volume was reported from Turkey oak dominated stands
318 after 50 years of non-intervention (Lombardi et al., 2008), and 83 m³/ha in sessile oak-Turkey oak dominated
319 Austrian stands abandoned 80 years ago (Rahman et al., 2008). In Portugal, various mesic and dry-mesic mixed
320 oak stands have 6.9 m³/ha (early stage) and 65.4 m³/ha (late stage) TDW on average (Carvalho, 2011). Similar
321 values (34-79 m³/ha) were measured in North-American old-growth dry-mesic oak forests (Goebel and Hix, 1996;
322 Muller and Liu, 1991; Shifley et al., 1997). Abandoned and old-growth mesic oak forest stands have 2-5 times
323 more DW – usually exceeding 100 m³/ha – than dry-mesic oak forests with a similar history and structure (Table 4;
324 Bobiec, 2002; Meyer et al., 2006; Petritan et al., 2012; Rahman et al., 2008), as the volume of DW increases in
325 direct proportion to site productivity (Harmon et al., 1986; Nilsson et al., 2002; Spetich et al., 1999).

326 The ratio of TDW compared to total aboveground biomass varies between 3.9 and 5.3% in the younger age classes
327 (1, 2, 3) investigated in our study, which is quite low compared to unmanaged stands. In European unmanaged dry-
328 mesic oak forests, the ratio of TDW compared to total aboveground biomass varies between 7 and 19% (Lombardi
329 et al., 2008; Saniga and Schütz, 2002; Saniga et al., 2014), but exceptionally can exceed these ratios (25%, Rahman
330 et al. 2008). The average ratio of TDW compared to total aboveground biomass is 11.8% in age class 5, similar
331 DW ratio was found in previously managed European mesic oak forests abandoned at least 30 years ago (6-30%,
332 average 13%; Vandekerckhove et al, 2009). Nevertheless, the ratio of TDW compared to total aboveground biomass
333 is typically higher than 20% in the majority of the observed mesic old-growth oak forests in Europe (Bobiec, 2002;
334 Meyer et al., 2006; Petritan et al., 2012; Rahman et al., 2008). It seems that mesic oak forests have not only higher
335 productivity, but also contain higher volume and proportion of DW than dry-mesic oak forests (Burrascano et al.,
336 2013).

337

339 Dead wood in old-growth (OG) and abandoned (AB) dry-mesic and mesic oak forests. TAV=total above ground
 340 volume. Old-growth and abandoned stands are dominated by trees at least 110-150 years old.

Country	DT	Min. DBH/ D	Standing DW basal area, m ² /ha	Standing DW volume, m ³ /ha	Downed DW volume, m ³ /ha	Total DW volume, m ³ /ha	Standing dead wood in total DW volume, %	Total DW in TAV, %	age, years	Source
Dry-mesic oak forests										
Slovakia, EU, OG	1a					17-65		6-19		a
Austria, EU, AB	1a	5		31.6	51.5	83.1	38	25		b
Italy, EU, AB	1b	5				32		7		c
Portugal, EU, OG	1c	5				6.9-65.4				d
Hungary, EU, AB	1a	5	2.06	17.3	27.8	45.1	38	12	120-165	this study
Ohio, USA, OG	1d	10	2	19	30	48	38			e
Missouri, USA, OG	1e	10	1.5-2.4	8-14	24-49	34-58	15-29			f
Tennessee, USA, OG	1f	5	2.44							g
Maryland, USA, OG	1g	7.5			54					h
Kentucky, USA, OG	1h	20				79				i
Mesic oak forests										
Romania, EU, OG	2a	5		38	97	134	28	19		j
Poland, EU, OG	2b	4		13	119	132	9	23		k
Poland, EU, OG	2b	10	3.7	16						l
Poland, EU, OG	2b	10	4.2	27						l
Germany, EU, AB	2c			46	163	209	32	30		m
Austria, EU, AB	2d			22.8	95.4	118.2	19	29		b
Minnesota, USA, OG	2e	10		27	48	75	36			n
Georgia, USA, OG	2f	20			66					o
Ohio, USA, OG	2g				131					p
Ohio, USA, OG	2g				204					p
Indiana, USA, OG	2h	5	3.03		49					q
Illinois, USA, OG	2i	10	2.4		81					r
Missouri, USA, OG	2j	2	2.15		39					s
Illinois, USA, OG	2k	6.6	4.2							t

342 DT=Dominant tree species:

343 1a – *Quercus petraea*, *Q. cerris*; 1b – *Q. cerris*; 1c – *Q. robur*, *Q. pyrenaica*, *Q. suber*, *Fraxinus angustifolia*; 1d –
 344 *Q. alba*, *Q. prinus*, *Q. velutina*, *Acer rubrum*; 1e – *Q. alba*, *Q. velutina*, *Q. rubra*, *Carya* spp.; 1f – *Q. alba*, *Q.*
 345 *coccinea*, *Q. velutina*, *A. rubrum*, *Pinus echinata*; 1g – *Q. prinus*, *Q. rubra*, *Betula lenta*, *A. rubrum*; 1h – *Q.*
 346 *pinus*, *Q. velutina*, *A. saccharum*.
 347 2a – *Q. petraea*, *Fagus sylvatica*; 2b – *Q. robur*, *Carpinus betulus*, *Tilia cordata*; 2c – *Q. robur*, *Q. pertaea*, *C.*
 348 *betulus*; 2d – *Q. petraea*, *C. betulus*; 2e – *Q. rubra*; 2f – *Q. alba*, *P. strobus*; 2g – *Q. alba*, *Q. rubra*, *F. grandifolia*;
 349 2h – *Q. alba*, *Q. velutina*, *Q. rubra*, *F. grandifolia*, *A. saccharum*; 2i – *Q. alba*, *A. saccharum*, *T. Americana*; 2j –
 350 *A. saccharum*, *Q. rubra*, *Q. muehlenbergii*; 2k – *A. saccharum*, *Q. velutina*, *Q. rubra*, *Q. alba*;

352 Source:

353 a – Saniga et al., 2014; b – Rahman et al., 2008; c – Lombardi et al., 2008; d – Carvalho, 2011; e – Goebel and Hix,
354 1996; f – Shifley et al., 1997; g – Hart et al., 2012; h – Dodds and Smallidge, 1999; i – Muller and Liu, 1991;
355 j – Petritan et al., 2012; k – Bobiec, 2002; l – Nilsson et al., 2002; m – Meyer et al., 2006; n – Hale et al., 1999; o –
356 Hardt and Swank, 1997; p – McCarthy et al., 2001; q – Schmelz et al., 1974; MacMillan, 1981; r – Roovers and
357 Shifley, 1997; s – Richards et al., 1995; t – Shotola et al., 1992.

358

359 Bormann and Likens (1994) suggested that DW volume decreases after the cessation of forest management, but
360 returns to pre-logging levels after about 50 years. According to other estimates, this process may take 60 to 100
361 years (Peterken, 1996; Vandekerkhove et al., 2009). Beside many factors, the age of the dominant trees is one of
362 the most determining variables in TDW recruitment dynamics. The volume of TDW in mature stands, where the
363 age of the dominant trees can reach their natural lifetime is comparable to that of virgin forests (Vandekerkhove et
364 al., 2005; von Oheimb et al., 2005, 2007). This statement is in line with the observations made in the present
365 unmanaged stands studied, where the canopy layer is dominated by older individuals, the spontaneous decay of
366 trees is typical, active forest management has been discontinued several decades (30-40 years) ago, and TDW
367 volume approaches the expected levels of the old-growth stands of this forest type. Slow decomposition rate of
368 *Quercus* species (Kahl et al., 2017; Schowalter et al., 1998) can also contribute to relatively high volume of DW in
369 unmanaged dry-mesic oak forests of Central Europe.

370

371 4.2 Standing dead wood

372 Unfortunately, the number of standing dead trees given in stem/ha is often not comparable between studies due to
373 the dissimilar threshold of minimum diameter and different diameter distributions. In old-growth dry-mesic oak
374 forests in the USA, the density of SDW ranges between 30 and 130 stem/ha (Dodds and Smallidge, 1999; Hart et
375 al., 2012; Goebel and Hix, 1996; McComb and Muller, 1983; Shifley et al., 1997; Spetich et al., 1999), although
376 values above 100 stems/ha are rare. The number of standing DW surpasses 100 stem/ha only in the stands younger
377 than 60 years, however, in these stands the number of living stems is also much higher than in the other age classes
378 (Table 1). Proportion of standing DW compared to the living trees is between 5-8% in all age classes including the
379 stands older than 120 years. This ratio ranges between 9 and 12% in the dry-mesic old-growth oak forests of the
380 USA (Hart et al., 2012; Goebel and Hix, 1996; McComb and Muller, 1983; Shifley et al., 1997; Spetich et al.,
381 1999), rarely reaching even 25% (Dodds and Smallidge, 1999). As an evident result of previous management

382 activities, the ratio of standing DW does not reach the values typical in the old-growth forests nor in managed,
383 neither in the unmanaged stands of the recent study.

384 In dry-mesic old-growth forests, the average basal area of SDW is around 2 m²/ha in stands (1.50-2.44 m²/ha;
385 Goebel and Hix, 1996; Hart et al., 2012; Shifley et al., 1997). The latter was found in cases of unmanaged stands
386 (2.06 m²/ha) in this study. A DW volume of 17.3 m³/ha was found in the studied dry-mesic unmanaged stands. The
387 only available data for SDW originated from a European dry-mesic oak stand, abandoned long time ago, is higher
388 than our value (32 m³/ha, Rahman et al. 2008), but similar (19 m³/ha, Goebel and Hix, 1996), and a bit lower values
389 (10 m³/ha, Shifley et al., 1997) are reported from two North-American forest sites.

390

391 4.3 Downed dead wood

392 The only relevant European data from dry-mesic abandoned oak forests is from the Lange-Leitn Natural Forest
393 Reserve, Austria, with a DDW volume of 52 m³/ha (Rahman et al., 2008), which is much higher than the average
394 values measured in this study (27.8 m³/ha for class 5). Old-growth dry-mesic oak forests in the USA produce
395 usually more than 24 m³/ha logs (24-54 m³/ha, Dodds and Smallidge, 1999; Goebel and Hix, 1996; Shifley et al.,
396 1997). Mesic oak old-growth forests contain evidently higher volume of both standing and downed DW, e.g. the
397 volume of DDW generally approaches (Petritan et al., 2012; Rahman et al., 2008) or even exceeds 100 m³/ha
398 (Bobiec, 2002; Meyer et al., 2006) in the old-growth mesic oak dominated forests of Europe (Table 4).

399 DDW typically has a higher volume than SDW in temperate deciduous forests (e.g. Bobiec, 2002; Christensen et
400 al. 2005; Hale et al., 1999; Korpel, 1995, 1997; Meyer et al., 2003; Nilsson et al., 2002). The ratio of SDW and
401 TDW volumes is between 9-38% both in dry-mesic and mesic old-growth oak forests in Europe and North America
402 (Bobiec, 2002; Goebel and Hix, 1996; Hale et al., 1999; Meyer et al., 2006; Rahman et al., 2008; Petritan et al.,
403 2012; Shifley et al., 1997). We found 38% of DDW in studied unmanaged oak forests as a result of higher
404 proportion of SDW volume, which can be attributed to former forest management activity. The perished tree
405 individuals are relatively fresh, many of them still standing, gradually adding to the volume and ratio of downed
406 trees when they fall.

407 The dynamics of the managed stands are evidently determined by forest management activities until their age of
408 100 years. The natural DW dynamics is more pronounced in the stands older than 100 years, as a result of the less
409 intensive management activity. The elapsed time since the last forest intervention (10-40 years) is generally not
410 enough for the accumulation of DW in similar volume than in the old-growth forests, and proportion of DDW is
411 generally lower. These results are in line with the findings of investigations from Central- and Western-Europe,

412 where data were purchased from previously managed mesic oak forests, and the time of non-intervention was at
413 least 30 years. The average ratio of standing DW was still higher than 40% (44%, 10-70%, Vandekerckhove et al.,
414 2009).

415

416 4.4 The density of large dead wood

417 Density of standing dead trees with a DBH >30 cm varies between 0 and 4 stems/ha in age classes 1 to 4, which is
418 evidently a very low value. The time from forest recruitment until the cutting age (80-100 years) is not enough to
419 the tree individuals to grow larger trunks in these low productivity sites. The retention of veteran trees were not
420 typical during earlier cuttings either, however these trees could form the present source of large standing or downed
421 DW. The proportion of large DW in total DW volume is very low in managed dry-mesic oak forests in the
422 Hungarian Carpathians, due to the general forest management regime, like in other managed oak forests in Europe
423 (e.g. Kirby et al., 1991; Paletto et al., 2014; Sweeney et al., 2010).

424 On the other hand, 12 stems/ha standing dead trees with DBH larger than 30 cm on average were found in the
425 unmanaged stands (age class 5) of the study. This value approaches or even reaches the number of large DW of
426 old-growth forests. The density of standing dead tree individuals with a DBH >30 cm usually ranges between 11
427 and 24 stems/ha, and for trees with a DBH >50 cm around 8 stems/ha in old-growth temperate mesic deciduous and
428 mixed coniferous stands in Europe and in the USA (Hura and Crow, 2004; Nilsson et al., 2002; von Oheimb et al.,
429 2007). Fewer large standing dead trees (<10 stems/ha) were found in the investigated dry-mesic oak forests in the
430 size category of DBH >30 cm than in the dry-mesic oak forests of the USA (Dodds and Smallidge, 1999; Hart et
431 al., 2012). The difference between our dry-mesic oak dominated sites and the North American ones can be
432 explained by the fact that Hungarian sites have been managed since the medieval ages, reaching 90-100 years of
433 age with relatively high density and homogeneous size distribution. DW comes from the relatively numerous and
434 thick living tree individuals during the period that has elapsed since abandonment, thus many of them have DBH
435 >30 cm. On the other hand, the density of standing DW with DBH >50 cm is lower in our study than in dry-mesic
436 old-growth oak forests, which indicates shortage of mature and really large tree individuals.

437

438 4.5 Decay stages

439 According to the data from dry-mesic old-growth oak forests, downed dead trees are predominantly in decayed
440 phases (decay stages IV and V). Their ratio is typically higher than 50% (66%, Dodds and Smallidge, 1999; 57%,
441 Hart et al., 2012), sometimes 35% (Shifley et al., 1997). Mesic stands are characterised by similar values (63%,

442 MacMillan, 1981; 73%, McCarthy et al., 2001; 26%, Richards et al., 1995). These values range between 3 and 18%
443 in our study, indicating a much lower volume of downed DW with advanced decay stages. Decay stage is usually
444 estimated in DW studies, although different classifications are used. Furthermore, since the speed of decay depends
445 on several background factors, the comparison of data is not straightforward.

446 This phenomenon can be explained by two obvious facts. The first one is that the stands had been managed in the
447 past, resulting in an absence of old and consequently intensely decayed DDW. These forests have been unmanaged
448 for the past 40 years, but signs of past removal of DW were still evident, which explain the low proportion of
449 advanced decay classes in DW. The second reason is the slow decomposition of *Q. petraea* (in line with other oak
450 species) under dry site conditions (Schowalter et al., 1998). Accordingly, the decay of sessile oak is markedly slow
451 in these relatively dry and cool sites, even those sessile oak individuals are only in decay stage III, which have been
452 laying on the forest floor for a several decades.

453

454 4.6 The limitations of this study

455 The comparison of the DW in forest stands published in different papers is not straightforward as forest stand
456 surveys use different minimal DBHs (or diameter for DDW), which is in most cases ranging from 5 to 10 cm (Hardt
457 and Swank, 1997; Muller and Liu, 1991; Richards et al., 1995). In our study DW between 5-10 cm accounts for 5-
458 6% (2.3 m³/ha) of DW volume in age class 4 and 5. In many cases, TDW volume is not even published, as only
459 standing or only DDW is measured. Furthermore, in many cases the units of measurement used are also different
460 (e.g. m²/ha for SDW and m³/ha for DDW). The lack of standard measurement necessitates a cross-checking of the
461 amount of SDW and DDW separately, beside the comparison of the total volume. Furthermore, in the case of
462 SDW, a comparison of density, basal area and volume data is also required. The lack of data also makes it
463 necessary to compare the results not only with dry-mesic oak stands but also with higher productivity oak
464 dominated stands on mesic sites, and, eventually, with other deciduous forests.

465

466 4.7 Management recommendations

467 The industrial, timber-oriented silvicultural systems of the last centuries have resulted in very low density and
468 volume of DW in dry-mesic oak forests in Central Europe based on our results. Therefore, we recommend that
469 management for biodiversity should maintain higher density and volume of DW in these forests. This,
470 recommendation applies generally at the European scale (Sweeney et al., 2010; Vandekerckhove et al. 2009), but
471 particularly in Hungary where the low level of DW in managed forests is outstanding (Bölöni, 2015; Márialigeti et

472 al., 2016). In dry-mesic oak forests the maintenance of higher levels of DW is an essential conservation target. As
473 old-growth dry mesic forests contain approximately 50 m³ DW per hectare on average, we recommend to leave at
474 least the half of that, 25-30 m³/ha, in case of these habitat types for the benefit of biodiversity. This
475 recommendation is consistent with previous studies (Bauhus et al., 2009; Bütler and Schlaepfer, 2004; Hodge and
476 Peterken, 1998), including those finding a strong correlation between intermediate levels of DW and positive
477 biodiversity responses (see, for example, Dove and Keeton, 2015; McKenny et al., 2006). This volume could be
478 achieved by leaving DW after thinning and harvesting in the forest, by active felling (leaving downed dead trees)
479 and girdling (to create SDW) of selected trees in protected areas. Managers could also leave naturally generated
480 DW, for example where disturbances such as low to moderate severity wind throw are recruiting downed wood
481 (Sweeney et al., 2010, Burrascano et al., 2013).

482 Size of standing and downed dead trees are considerably low not only in the actively managed stands, but also in
483 the older stands, except the unmanaged sites (age class 5), which possess similar density of large DW as old-growth
484 forests. Several specific saproxylic organisms depend on the large dead units. The very low frequency of large
485 standing and downed dead trees could be enhanced by active conservation management by the felling and girdling
486 of large-diameter trees, or in case of absence of large trees, by importing large downed dead trees (Sweeney et al.,
487 2010, Burrascano et al., 2013). Retention of approximately 10-15 m³/ha DW over 30 cm in diameter is
488 recommended in protected dry-mesic oak forest sites, with 5-10 stem/ha standing dead tree density as a minimum
489 target, to achieve biodiversity conservation targets, as suggested also in previous studies (Bauhus et al., 2009;
490 Bütler and Schlaepfer, 2004; Hodge and Peterken, 1998). Although the volume of DW can reach the value typical
491 in old-growth forests within a few decades, decomposition needs more time. Beside large DW, the well-
492 decomposed fine woody debris are also needed for biodiversity conservation.

493

494 **5. Conclusions**

495 In managed stands 40-99 years old, we found very low quantities of DDW (under 15 m³/ha) regardless of stand
496 age, a finding similar to that reported for managed dry-mesic oak forests elsewhere in Europe (Barreca et al., 2008;
497 Lombardi et al., 2008; Paletto et al., 2014). One hundred years of stand development can be considered a threshold
498 for large wood recruitment in these systems. Above this age both less intensively managed and the unmanaged
499 stands are capable of recruiting relatively high volume of DW (36.9 and 45.1 m³/ha respectively), in some cases
500 approaching the volume found in old-growth dry-mesic oak forests. From this point of view forest stands above
501 100 years show old-growth features in case of dry-mesic oak habitat type. Our results support a conclusion that
502 after cessation of management, a relatively short period – approximately 20-30 years – is enough to produce DW

503 volumes and biomass similar to old-growth forests, provided that the stand was at least 80 year-old at the time of
504 the abandonment. DW appears to be is one of the first structural features to regenerate after cessation of intensive
505 forest management based on our results and previous research (Carvalho, 2011; Lombardi et al., 2008; Rahman et
506 al., 2008; Saniga et al., 2014).

507 Size of standing and downed dead trees are considerably low in the actively managed stands, large-diameter
508 downed dead trees (DBH>30cm) are totally absent from the stands younger than 100 years. Large-diameter
509 standing and downed dead trees only in the unmanaged sites (age class 5) possess similar density and volume of
510 large DW as old-growth forests. Furthermore, the low rate of decayed DW indicates the influence of former
511 intensive forest management. The volume of well-decayed DW is considerably low even in the stands abandoned at
512 least 30 years ago. Three decades of non-intervention were not enough time interval for the development of high
513 volume of well-decayed DW.

514

515 **Acknowledgement**

516 Our research is supported by the Hungarian Research Fund (OTKA K 105896) and the National Research,
517 Development and Innovation Office (GINOP-2.3.2-15-2016-00019) project. The authors thank the long-term
518 support of the Hungarian Forest Reserve Programme (Ministry of Agriculture). Many thanks to Borbála Balázs,
519 Ferenc Horváth, Péter Jeszenszky, Katalin Mázsa, Tamás Pásti, Tamás Sigmond for their great assistance in the
520 fieldwork. We are grateful for the two anonymous reviewers for their helpful comments and suggestions that
521 substantially improved the manuscript.

522

523 **References**

- 524 ÁESZ, 2008. Magyarország erdőállományai, 2006. (Forest stands of Hungary, 2006). Hungarian Forest Service,
525 Budapest., http://www.nebih.gov.hu/erdeszeti_cd/index.htm
- 526 Barreca, L., Cutini, A., Mercurio, R., 2008. Caratterizzazione della necromassa in boschi di farnetto (*Quercus*
527 *frainetto* Ten.) della Calabria. *Forest@* 5, 187–194.
- 528 Bartha, D., Ódor, P., Horváth, T., Tímár, G., Kenderes, K., Standovár, T., Bölöni, J., Szmorad, F., Bodoncz, L.,
529 Aszalós, R., 2006: Relationship of tree stand heterogeneity and forest naturalness. *Acta Silvatica et*
530 *Lignaria Hungarica* 2, 7–22.
- 531 Bauhus, J., Puettmann, K., Messier, C., 2009. Silviculture for old-growth attributes. *Forest Ecol. Manage.* 258,
532 525–537.

- 533 Bobiec, A., 2002. Living stands and dead wood in the Białowieża Forest: suggestions for restoration management.
534 Forest. Ecol. Manage. 165, 121–136.
- 535 Bölöni, J., (Ed.), 2015. Tanulmányok a félszáraz tölgyesek ökológiai viszonyairól [Studies on ecology of dry-mesic
536 oak forests]. MTA Ökológiai Kutatóközpont Tanulmányai 1, MTA Ökológiai Kutatóközpont, Tihany.
- 537 Bölöni, J., Molnár, Zs., Biró, M., Horváth, F., 2008. Distribution of the (semi-)natural habitats in Hungary II.
538 Woodlands and shrublands. Acta Bot. Hung. 50 (suppl.), 107–148.
- 539 Bölöni, J., Molnár, Zs., Kun, A. (Eds.), 2011. Magyarország élőhelyei. (Habitat types of Hungary). MTA ÖBKI,
540 Vácrátót.
- 541 Bormann, F.H., Likens, G.E., 1994. Pattern and process in a forested ecosystems. New York, Springer-Verlag.
- 542 Brassard, B.W., Chen, H.Y.H., 2008. Effects of forest type and disturbance on diversity of coarse woody debris in
543 boreal forest. Ecosystems 11, 1078–1090.
- 544 Burrascano, S., Keeton, W.S., Sabatini, F.M., Blasi, C., 2013. Commonality and variability in the structural
545 attributes of moist temperate old-growth forests: a global review. Forest Ecology and Management, 291,
546 458-479.
- 547 Bütler, R., Schlaepfer, R., 2004. Wie viel Totholz braucht der Wald? Schweiz. Z. Forstwes. 155, 31–37.
- 548 Carvalho, J.P.F., 2011. Composition and structure of natural mixed-oak stands in northern and central Portugal.
549 For. Ecol. Manage. 262, 1928–1937.
- 550 Castagneri, D., Garbarino, M., Berretti, R., Motta, R., 2010. Site and stand effects on coarse woody debris in
551 montane mixed forests of Eastern Italian Alps. For. Ecol. Manage. 260, 1592–1598.
- 552 Christensen, M., Hahn, K., Mountford, E.P., Ódor, P., Standovár, T., Rozenbergar, D., Diaci, J., Wijdeven, S.,
553 Meyer, P., Winter, S., Vrska, T., 2005. Dead wood in European beech (*Fagus sylvatica*) forest reserves.
554 For. Ecol. Manage. 210, 267–282.
- 555 Colak, A.H., Tokcan, M., Rotherham, I.D., Atici, E., 2009. The amount of coarse dead wood and associated
556 decayrates in forest reserves and managed forests, northwest Turkey. Investigación Agraria: Sistmas y
557 Recursos Forestales 18, 350–359.
- 558 Corona, P., Köhl, M., Marchetti, M., 2003. Advances in forest inventory for sustain-able forest management and
559 biodiversity monitoring. Forestry Sciences series 76. Kluwer Academic Publishers, Dordrecht, The
560 Netherlands.

- 561 Danszky, I., 1972. Erdőművelés. Irányelvek, eljárások, technológiák I. Erdőfelújítás, erdőtelepítés, fásítás. (Forest
562 cultivation. Guidelines, methods, techniques I. Forest regeneration, artificial planting, reforestation.), first
563 ed. Mezőgazdasági Könyvkiadó Vállalat, Budapest.
- 564 Debeljak, M., 2006. Coarse woody debris in virgin and managed forest. *Ecol. Ind.* 6, 733–742.
- 565 Dodds, K.J., Smallidge, P.J., 1999. Composition, vegetation, and structural characteristics of a presettlement forest
566 in Western Maryland. *Castanea* 64, 337–345.
- 567 Dove, N.C, Keeton, W.S., 2015. Structural complexity enhancement increases fungal species richness in northern
568 hardwood forests. *Fungal Ecol.* 13, 181–192.
- 569 Dövényi, Z. (Ed.), 2010. Magyarország kistájainak katasztere. (Inventory of Microregions in Hungary). MTA
570 Földrajztudományi Kutatóintézet, Budapest.
- 571 Edmonds, R.L., 1987. Decomposition rates and nutrient dynamics in small-diameter woody litter in four forest
572 ecosystems in Washington, U.S.A. *Can. J. For. Res.* 17, 499–509.
- 573 European Commission DG Environment, 2013. Interpretation Manual of European Union Habitats - EUR28.
- 574 Faraway, J.J., 2006. Extending the linear model with R. Chapman and Hall, London.
- 575 Franklin, J.F., Shugart, H.H., Harmon, M.E., 1987. Tree death as an ecological process. *BioScience* 37, 550–556.
- 576 Gibb, H., Ball, J.P., Johansson, T., Atlegrim, O., Hjalten, J., Danell, K., 2005. Effects of management on coarse
577 woody debris volume and composition in boreal forests in northern Sweden. *Scand. J. For. Res.* 20, 213–
578 222.
- 579 Goebel, P.C., Hix, D.M., 1996. Development of mixed-oak forests in southeastern Ohio: a comparison of second-
580 growth and old-growth forests. *For. Ecol. Manage.* 84, 1–21.
- 581 Grabherr, G., Koch, G., Kirchmeir, H., Reiter, K., 1998. Hemerobie österreichischer Waldökosysteme.
582 Veröffentlichungen des Österreichischen MaB-Programmes, Band 17, Universitätsverlag Wagner,
583 Innsbruck.
- 584 Green, P., Peterken, G.F., 1997. Variation in the amount of dead wood in woodlands of the Lower Wye Valley,
585 UK, in relation to the intensity of management. *For. Ecol. Manage.* 98, 229–238.
- 586 Halász, G. (Ed.), 2006. Magyarország erdészeti tájai. (Forest regions of Hungary). Állami Erdészeti Szolgálat,
587 Budapest.
- 588 Hale, C.M., Pastor, J., Rusterholz, K.A., 1999. Comparison of structural and compositional characteristics in old-
589 growth and mature, managed forests of Minnesota. *Can. J. For. Res.* 29, 1479–1489.

- 590 Hardt, R.A., Swank, W.T., 1997. A comparison of structural and compositional characteristics of Southern
591 Appalachian young second-growth, maturing second-growth, and old-growth stands. *Nat. Areas J.* 17, 42–
592 52.
- 593 Harmon M.E., Franklin J.F., Swanson F.J., Sollins P., Gregory S.V., Lattin J.D., Anderson N.H., Cline S.P.,
594 Aumen N.G., Sedell J.R., Lienkaemper G.W., Cromack Jr. K. and Cummins K.W., 1986. Ecology of
595 coarse woody debris in temperate ecosystems. *Adv. Ecol. Res.* 15, 133–302.
- 596 Hart, J.L., Clark, S.L., Torreano, S.J., Buchanan, M.L., 2012. Composition, structure, and dendroecology of an old-
597 growth *Quercus* forest on the tablelands of the Cumberland Plateau, USA. *For. Ecol. Manage.* 266, 11–24.
- 598 Hodge, S.J., Peterken, G.F., 1998. Deadwood in British forests: priorities and a strategy. *Forestry* 71, 99–112.
- 599 Hofgaard, A., 2000. Structure and regeneration pattern in a virgin *Picea abies* forest in northern Sweden. *J. Veg.*
600 *Sci.* 4, 601–608.
- 601 Hothorn, T., Bretz, F., Westfall, P., 2008. Simultaneous Inference in General Parametric Models. *Biometrical J.* 50,
602 346–363.
- 603 Hura, C.E., Crow, T.R., 2004. Woody debris as a component of ecological diversity in thinned and unthinned
604 northern hardwood forests. *Nat. Areas J.* 24, 57–64.
- 605 Hytteborn, H., Packham, J.R., 1987. Decay rate of *Picea abies* logs and the storm gap theory: a reexamination of
606 Sernander plot III, Fiby urskog, Central Sweden. *Arboric. J.* 11, 299–311.
- 607 Hyvönen, R., Ågren, G.I., 2001. Decomposer invasion rate, decomposer growth rate, and substrate chemical
608 quality: how they influence soil organic matter turnover. *Can. J. For. Res.* 31, 1594–1601.
- 609 Janisch, J.E., Harmon, M.E., 2002. Successional changes in live and DW carbon stores: implications for net
610 ecosystem productivity. *Tree Physiol.* 22, 77–89.
- 611 Járás, L. 1997. Erdőgazdálkodás Bánkúttól Nagymilicig. (Forest management from Bánkút to Nagymilic). Észak-
612 Magyarországi Erdőgazdasági Rt., Miskolc.
- 613 Johann, E., Agnoletti, M. Bölöni J., Erol, S. C., Holl, K., Kusmin, J., Latorre, Jesus G., Latorre, Juan G., Molnár
614 Zs., Rochel, X., Rotherham, J. D., Saratsi, E., Smith, M., Tarang, L., van Benthem, M., van Laar, J., 2011:
615 Chapter 6. Europe. In: Parrotta, J.A., Trosper, R.L., (Eds.), *Traditional Forest-Related Knowledge:
616 Sustaining Communities, Ecosystems and Biocultural Diversity.* World Forest Series vol. 12. Springer,
617 Dordrecht, pp. 203–249.
- 618 Kahl, T., Arnstadt, T., Baber, K., Bässler, C., Bauhus, J., Borken, W., Buscot, F., Floren, A., Heibl, C.,
619 Hessenmöller, D., Hofrichter, M., Hoppe, B., Kellner, H., Krüger, D., Linsenmair, K.E., Matzner, E., Otto,

620 P., Purahong, W., Seilwinder, C., Schulze, E.D., Wende, B., Weisserm, W.W., Gossner, M.M., 2017.
621 Wood decay rates of 13 temperate tree species in relation to wood properties, enzyme activities and
622 organismic diversities. *For. Ecol. Manage.* 391, 86–95.

623 Keenan, R.J., Prescott, C.E., Kimmins, J.P., 1993. Mass and nutrient content of woody debris and forestfloor in
624 western redcedar and western hemlock forests on northern Vancouver Island. *Can. J. For. Res.* 23, 1052–
625 1059.

626 Keeton, W.S., Whitman, A.A., McGee, G.C., Goodale, C. L., 2011. Late-successional biomass development in
627 northern hardwood-conifer forests of the northeastern United States. *Forest Science*, 57, 489-505.

628 Kirby, K.J., Reid, C.M., Thomas, R.C., Goldsmith, K.B., 1998. Preliminary estimates of fallen dead wood and
629 standing dead trees in managed and unmanaged forests in Britain. *J. Appl. Ecol.* 35, 148–155.

630 Kirby, L.J., Webster, S.D., Antczak, A., 1991. Effects of forest management on stand structure and the quantity of
631 fallen dead wood: some British and Polish examples. *For. Ecol. Manage.* 43, 167–174.

632 Korpel, S., 1995. *Die Urwälder der Westkarpaten*. Gustav Fischer Verlag, Stuttgart-Jena-New York.

633 Korpel, S., 1997. Totholz in Naturwäldern und Konsequenzen für Naturschutz und Forstwirtschaft. *Forst und Holz*
634 52, 619–624.

635 Krasilnikov, P., Ibanez Marti, J.-J., Arnold, R., Shoba, S. (Eds.), 2009. *A Handbook of Soil Terminology,*
636 *Correlation and Classification*. Earthscan, London.

637 Kruys, N., Fries, C., Jonsson, B.G., Lamas, T., Stahl, G., 1999. Wood inhabiting cryptogams on dead Norway
638 spruce (*Picea abies*) trees in managed Swedish boreal forests. *Can. J. For. Res.* 29, 178–186.

639 Kutszegi, G., Siller, I., Dima, B., Takács, K., Merényi, Zs., Varga, T., Turcsányi, G., Bidló, A., Ódor, P. 2015.
640 Drivers of macrofungal species composition in temperate forests, West Hungary: functional groups
641 compared. *Fungal Ecology* 17: 69-83.

642 Lassauce, A., Anselme, P., Lieutier, F., Bouget, C., 2012. Coppice-with-standards with an overmature coppice
643 component enhance saproxylic beetle biodiversity: A case study in French deciduous forests. *For. Ecol.*
644 *Manage.* 266, 273–285.

645 Lombardi, F., Chirici, G., Marchetti, M., Tognetti, R., Lasserre, B., Corona, P., Barbati, A., Ferrari, B., Di Paolo,
646 S., Giuliarelli, D., Mason, F., Iovino, F., Nicolaci, A., Bianchi, L., Maltoni, A., Travaglini, D., 2010. DW in
647 forest stands close to oldgrowthness under Mediterranean conditions in the Italian Peninsula. *Italia*
648 *Forestale e Montana* 65, 481–504.

- 649 Lombardi, F., Lasserre, B., Tognetti, R., Marchetti, M., 2008. DW in relation to stand management and forest type
650 in Central Apennines (Molise, Italy). *Ecosystems* 11, 882–894.
- 651 MacMillan, P.C., 1981. Log decomposition in Donaldson's Woods, Spring Mill State Park, Indiana. *Am. Midl. Nat.*
652 106, 335–344.
- 653 Magyar, E., 1993. Erdőgazdálkodás a 18. századi Magyarországon. (Forest management in Hungary in the 18th
654 century). In: R. Várkonyi, Á., Kósa, L., Várkonyi, G. (Eds.), *Európa híres kertje. (Famous garden of*
655 *Europe)*. Orpheusz, Budapest, pp. 141–163.
- 656 Marage, D., Lemperiere, G., 2005. The management of snags: A comparison in managed and unmanaged ancient
657 forests of the Southern French Alps. *Ann. For. Sci.* 62, 135–142.
- 658 Marchetti, M., 2004. Monitoring and indicators of forest biodiversity in Europe - from ideas to operationality. *EFI*
659 *Proceedings No. 51*, Joensuu, Finland.
- 660 Márialiget, S., Tinya, F., Bidló, A., Ódor, P., 2016. Environmental drivers of the composition and diversity of the
661 herb layer in mixed temperate forests in Hungary. *Plant Ecol.* 217, 549–563.
- 662 Maser, C., Trappe, J.M., 1984. The seen and unseen world of the fallen tree. Gen. Tech. Rep. PNW-164.
663 Department of Agriculture, Forest Service, Pacific Northwest Forest and Range Experiment Station,
664 Portland, OR, U.S.
- 665 McCarthy, B.C., Small, C.J., Rubino, D.L., 2001. Composition, structure and dynamics of Dysart Woods, an old-
666 growth mixed mesophytic forest of southeastern Ohio. *For. Ecol. Manage.* 140, 193–213.
- 667 McComb, W.C., Muller, R.N., 1983. Snag densities in old-growth and second-growth Appalachian Forests. *J.*
668 *Wildlife Manage.* 47, 376–382.
- 669 McKenny, H.C., Keeton, W.S., Donovan, T.M., 2006. Effects of structural complexity enhancement on eastern red-
670 backed salamander (*Plethodon cinereus*) populations in northern hardwood forests. *For. Ecol. Manage.*
671 230, 186–196.
- 672 MCPFE, 2002. Improved Pan-European Indicators for Sustainable Forest Management. MCPFE Liaison Unit,
673 Vienna, Austria, http://www.foresteurope.org/documentos/improved_indicators.pdf
- 674 Meyer, P., Tabaku, V., Lüpke, B.V., 2003. Die Struktur albanischer Rotbuchen-Urwälder-Ableitungen für eine
675 naturnahe Buchenwirtschaft. *Forstwissenschaftliches Centralblatt* 122, 47–58.
- 676 Meyer, P., von Krüger, A.W., Steffens, R., Unkrig, W., 2006. Naturwälder in Niedersachsen - Schutz und
677 Forschung Band 1. NW-FVA, Göttingen.

678 Muller, R.N., Liu, Y., 1991. Coarse woody debris in an old-growth deciduous forest on the Cumberland Plateau,
679 southeastern Kentucky. *Can. J. For. Res.* 21, 1567–1572.

680 Nilsson, S.G., Niklasson, M., Hedin, J., Aronsson, G., Gutowski, J.M., Linder, P., Ljungberg, H., Mikusiński, G.,
681 Ranius, H., 2002. Densities of large living and dead trees in old-growth temperate and boreal forests. *For.*
682 *Ecol. Manage.* 161, 189–204.

683 von Oheimb, G., Westphal, C., Härdtle, W., 2007. Diversity and spatio-temporal dynamics of dead wood in a
684 temperate near-natural beech forest (*Fagus sylvatica*). *Eur. J. For. Res.* 126, 359–370.

685 von Oheimb, G., Westphal, C., Tempel, H., Härdtle, W., 2005. Structural pattern of a near-natural beech forest
686 (*Fagus sylvatica*) (Serrahn, North-east Germany). *For. Ecol. Manage.* 212, 253–263.

687 Paletto, A., De Meo, I., Cantiani, P., Feretti, F., 2014. Effects of forest management on the amount of DW in
688 Mediterranean oak ecosystems. *Ann. For. Sci.* 71, 791–800.

689 Paletto, A., Ferretti, F., De Meo, I., Cantiani, P., Focacci, M., 2012. Ecological and environmental role of DW in
690 managed and unmanaged forests. In: Diez, J.J. (Ed.), *Sustainable Forest Management - Current Research*.
691 InTech, Available from: [http://www.intechopen.com/books/sustainable-forest-management-current-](http://www.intechopen.com/books/sustainable-forest-management-current-research/ecological-and-environmental-role-of-DW-in-managed-and-unmanaged-forests)
692 [research/ecological-and-environmental-role-of-DW-in-managed-and-unmanaged-forests](http://www.intechopen.com/books/sustainable-forest-management-current-research/ecological-and-environmental-role-of-DW-in-managed-and-unmanaged-forests)

693 Peterken, G.F., 1996. *Natural Woodland. Ecology and Conservation in Northern Temperate Regions*. Cambridge
694 University Press, Cambridge.

695 Petritan, A.M., Biris, I.A., Merce, O., Turcu, D.O., Petritan, I.C., 2012. Structure and diversity of a natural
696 temperate sessile oak (*Quercus petraea* L.) – european beech (*Fagus sylvatica* L.) forest. *For. Ecol.*
697 *Manage.* 280, 140–149.

698 Pinheiro, J., Bates, D., DebRoy, S., Sarkar, D., and R Core Team (2015). *_nlme: Linear and Nonlinear Mixed*
699 *Effects Models_*. R package version 3.1-120. URL: <http://CRAN.R-project.org/package=nlme>

700 R Development Core Team, 2013. *R: A language and environment for statistical computing*. R Foundation for
701 Statistical Computing, Vienna, Austria. URL <http://www.R-project.org>

702 Rahman, M.M., Frank, G., Ruprech, H., Vacik, H., 2008. Structure of coarse woody debris in Lange-Leitn Natural
703 Forest Reserve, Austria. *J. For. Sci.* 54, 161–169.

704 Richards, R.H., Shifley, S.R., Rebertus, A.J., Chaplin, S.J., 1995. Characteristics and dynamics of an upland
705 Missouri old-growth forest. In: Gottschalk, K.W., Fosbroke, S.L.C. (Eds.), *Proceedings of the 10th Central*
706 *Hardwood Forest Conference; 1995 March 5-8; Morgantown*, pp. 11–22.

- 707 Roovers, L.M., Shifley, S.R., 1997. Composition and dynamics of Spitler Woods, an old-growth remnant forest in
708 Illinois (USA). *Nat. Areas J.* 17, 219–232.
- 709 Saniga, M., Balanda, M., Kucbel, S., Pittner, J., 2014. Four decades of forest succession in the oak-dominated
710 forest reserves in Slovakia. *iForest* 7, 324–332.
- 711 Saniga, M., Shütz, J.P., 2002. Relation of dead wood course within the development cycle of selected virgin forests
712 in Slovakia. *J. For. Sci.* 48, 513–528.
- 713 Sarkar, D., 2008. *Lattice: Multivariate Data Visualization with R*. Springer, New York.
- 714 Savill, P., 2004. Sylvicultural systems. In: Burley, J., Evans, J., Youngquist, J.A. (Eds.), *Encyclopedia of forest*
715 *sciences*, Elsevier, Amsterdam, pp. 1003-1011.
- 716 Schaetzl, R.J., Burns, S.F., Johnson, D.L., All, T.W., 1989. Tree uprooting: review on impacts on forest ecology.
717 *Vegetatio* 79, 165–176
- 718 Schmelz, D.V., Barton, J.B., Lindsey, A.A., 1974. Donaldson's Woods: two decades of change. *Proceedings of the*
719 *Indiana Academy of Science* 84, 234–243.
- 720 Schowalter, T.D., Zhang, Y.L., Sabin, T.E., 1998. Decomposition and nutrient dynamics of oak (*Quercus* spp.) logs
721 after five years of decomposition. *Ecography* 21, 3–10.
- 722 Shifley, S.R., Brookshire, B.L., Larsen, D.R., Herbeck, L.A., 1997. Snags and down wood in Missouri old-growth
723 and mature second-growth forests. *Northern J. Appl. Forestry* 14, 165–172.
- 724 Shotola, S.J., Weaver, G.T., Robertson, P.A., Ashby, W.C., 1992. Sugar maple invasion of an old-growth oak-
725 hickory forest in southwestern Illinois. *Am. Midl. Nat.* 127, 125–138.
- 726 Siitonen, J., Martikainen, P., Punttila, P., Rauh, J., 2000: Coarse woody debris and stand characteristics in mature
727 managed and old-growth boreal mesic forests in southern Finland. *For. Ecol. Manage.* 128, 211–225.
- 728 Siitonen, J., 2001. Forest management, coarse woody debris and saproxylic organisms: Fennoscandian boreal
729 forests as an example. *Ecol. Bull.* 49, 11–41.
- 730 Sopp, L., Kolozs, L. (Eds.), 2000, *Fatömegszámítási táblázatok [Volume tables]*. Állami Erdészeti Szolgálat,
731 Budapest.
- 732 Spetich, M.A., Shifley, S.R., Parker, G.R., 1999. Regional distribution and dynamics of coarse woody debris in
733 midwestern old-growth forests. *For. Sci.* 45, 302–313.
- 734 Ståhl, G., Ringvall, A., Fridman, J., 2001. Assessment of coarse woody debris – a methodological overview. *Ecol.*
735 *Bull.* 49, 57–70.

- 736 Stokland, J.N., Siitonen, J., Jonsson, B.G., 2012. Biodiversity in dead wood. Cambridge University Press,
737 Cambridge.
- 738 Sweeney, O.F.McD., Martin, R.D., Irwin, S., Kelly, T.C., O'Halloran, J., Wilson, M.W., McEvoy, P.M., 2010. A
739 lack of large-diameter logs and snags characterises dead wood patterns in Irish forests. *For. Ecol. Manage.*
740 259, 2056–2064.
- 741 Szabó, P., 2005. Woodland and forests in medieval Hungary. Archaeopress, Oxford.
- 742 Takahashi, M., Sakai, Y., Ootomo, R., Shiozaki, M., 2000. Establish-ment of tree seedlings and water-soluble
743 nutrients in coarse woody debris in an old-growthPicea–Abiesforest in Hokkaido, northern Japan. *Can. J.*
744 *For. Res.* 30, 1148–1155.
- 745 Tutin, T.G., Burges, N.A., Chater, A.O., Edmondson, J.R., Heywood, V.H., Moore, D.M., Valentine, D.H.,
746 Walters, S.M., Webb, D.A., 1964-1993. *Flora Europaea*. Vols. 1-5 and Vol.1, ed.2. Cambridge: Cambridge
747 University Press.
- 748 Van Wagner, C.E., 1968. The line intersect method in forest fuel sampling. *For. Sci.* 14, 20–26.
- 749 Vandekerkhove, K., De Keersmaecker, L., Baeté, H., Walley, R., 2005. Spontaneous re-establishment of natural
750 structure and related biodiversity in a previously managed beech forest in Belgium after 20 years of non
751 intervention. *For. Snow Landsc. Res.* 79, 145–156.
- 752 Vandekerkhove, K., De Keersmaecker, L., Menke, N., Meyer, P., Verschelde, P., 2009. When nature takes over
753 from man: Dead wood accumulation in previously managed oak and beech woodlands in North-western
754 and Central Europe. *For. Ecol. Manage.* 258, 425–435.
- 755 Warren, W.G., Olsen, P.F., 1964. A line intersect technique for assessing logging waste. *For. Sci.* 10, 267–276.
- 756 Zar, J.H., 1999. *Biostatistical analysis*. Prentice Hall, New Jersey.
- 757 Zuur, A.F., Ieno, E.N., Walker, N.J., Saveliev, A.A., Smith, G., 2009. *Mixed effects models and extension in*
758 *ecology with R*. Springer, New York.